

BRANCH LOCATIONS

World Headquarters - Troy, Michigan



1800 Thunderbird
Troy, MI 48084
Ph: 800-989-9632
Fax: 800-989-0824

Chicago, Illinois



906 Morse Ave.
Schaumburg, IL 60193
Ph: 800-989-5900
Fax: 800-989-0731

Cleveland, Ohio



7600 Wall St.
Valley View, OH 44125
Ph: 800-989-1333
Fax: 800-989-1233

Grand Rapids, Michigan



4331 Clyde Park SW
Grand Rapids, MI 49509
Ph: 800-989-6332
Fax: 616-531-3280

Minneapolis, Minnesota

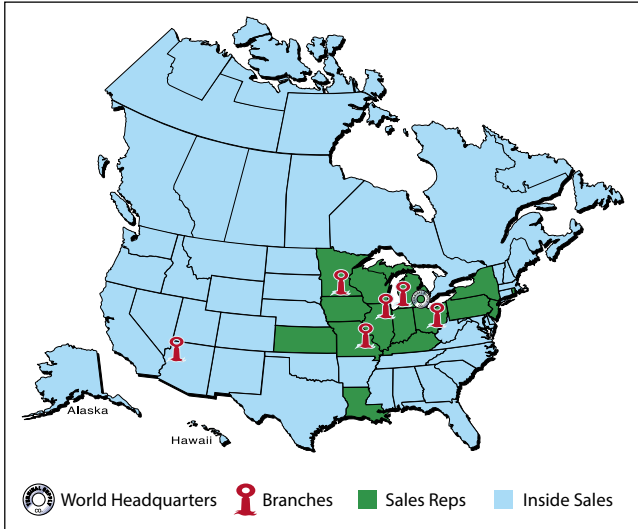


550 West County Rd. D,
Suite 11
New Brighton, MN 55112
Ph: 800-989-6002
Fax: 651-631-2241

St. Louis, Missouri



86 Weldon Parkway
Maryland Hts., MO 63043
Ph: 800-989-0033
Fax: 800-989-0372



SECTION CONTENTS

Terminals 5

Part # Explanation for Ring, Spade, Hook & Splice Terminals	6
26-24 Gauge Terminals	7
22-18 Gauge Terminals	7
16-14 Gauge Terminals	17
12-10 Gauge Terminals	28
8 Gauge Terminals	39
6 Gauge Terminals	42
4 Gauge Terminals	45
2 Gauge Terminals	48
1/0 Gauge Terminals	49
2/0 Gauge Terminals	50
3/0 Gauge Terminals	51
4/0 Gauge Terminals	52
Wire Ferrules	53
Wire Connectors	54
Nylon Insulated Closed-End Connectors	56
Female Tap Connectors, Self Stripping	56
Displacement Connectors, Self Stripping	56
Disconnect Adapters	57
Communication Connectors	57
Electrical Pigtail Connectors, Self Stripping	58
IlSCO Connectors	58

Connectors 61

Delphi	62
Molex	79
TE Connectivity	80
Deutsch	86

Battery Products 95

Battery Lugs & Terminals	96
Solder & Flux	101
Battery Power Products	102
Terminal Boots & Protectors	103
Battery Cables	104
Ground Straps	104
Heavy Duty Battery Accessories	105
Jumper Cables & Accessories	106
Battery Chargers	107
Battery Service Aids & Accessories	108

Wire 109

Explanation of Wire Charts	110
Automotive Wire	111
Multi-Conductor Wire	113
Multi-Conductor Trailer Cable	114
Marine Grade Wire	115
Battery Cable	116
Service Cord	117
Multi-Conductor Communication Cable	119
Coaxial Cable & Connectors	120
Hookup Wire	121

Wire, cont'd

Speaker Wire - Type PLT-1	122
Lamp / Appliance Cord	122
Fusible Link Wire	123
Test Lead Wire	123
Wire Markers	123
Wire Pulling Lubricants	124

Electrical Products 125

Terminal Blocks, Tabs & Hardware	126
Pilot & Panel Lights	128
Solenoids	129
Multi-Function Jump Starter / Personal Power Supply	131
Liftgate Battery Charger	131
Battery Isolators	132
Power Inverters	133
Clips	135

Fuses 137

Glass Fuses & Accessories	138
Mega & Midi Fuses & Accessories	140
Blade Fuses & Accessories	141
Cartridge Fuses	149
ANL & ANN Fuses & Accessories	151
Industrial Fuses	151
Midget Fuses	152
Indicator Fuses	152

Circuit Breakers 153

Type I Circuit Breakers	154
Type II Circuit Breakers	156
Type III Circuit Breakers	157
High Amp Circuit Breakers	158
Circuit Breaker Accessories	159

Relays & Flashers 161

Relays	162
Flashers	168

Switches 171

Toggle Switches & Accessories	172
Rocker Switches & Accessories	178
Momentary Push Button Switches	183
Push - Pull Switches	185
Foot Operated Switches	187
Stoplamp Switches	187
Ignition Switches	188
Rotary Switches	189
Battery Control Products	189
Miscellaneous Switches	192

Safety Products 193

Safety Tape	194
Work Lights	195
Light Bulbs	198
Wiring Devices	198
Flashlights	200
Batteries	202
Protective Gear	202

Pigtails & Wire Harnesses 207

Lamp Sockets	208
Pigtails	210
Custom Harnesses	216

Miniature Bulbs & Sealed Beams 217

Incandescent Miniature Bulbs	218
LED Miniature Bulbs	226
Sealed Beams	227
LED Headlamps	229

Forward & Work Lighting 231

Work Lighting	232
Forward Lighting	236

Truck Products & Connectors 239

Tractor / Trailer Connectors, Coiled Cables & Acc.	240
Molded Trailer Connectors	245
Circuit Testers	247
Adapters	248
Tractor / Trailer Cleaning Brushes	250
Junction Boxes	250
Brake Coils & Gladhand Products	251
Heavy Duty Tarp Straps	252
Ratchet Straps	252
DC Hourmeters	252
Electronic Brake Controls	253
Cameras	254
Snow Plow Markers	254
Dash Fans	254
Truck Mirrors	255
Document Holders	255
License Plate Brackets	256
Wheel Chocks	256

Truck & Trailer Lighting 257

LED Lamps	258
Incandescent Lamps	275
Anti-Corrosives	282

Vehicle Warning Products 283

Emergency Light Bars	284
Directional Arrows	285
Mini Bars	285
Revolving Beacons	289
Strobe Beacons	290
Surface & Grommet Mount Strobes	293
Reflectors	296
Concealed Strobe Systems	296
Replacement Bulbs	297
Towing Warning Devices	299
Back-Up Alarms & Switches	299
Horns	301

Brass 303

Brass Connectors	304
Air Couplers & Plugs	320
Drain Cocks	322
D.O.T. Approved Push to Connect Air Brake Tube Fittings	323
Steel Pipe Fittings	324
Steel Caps & Plugs	325
Industrial Tubing	326

Hydraulics 329

Coll-O-Crimp Couplings	330
Quick Disconnect Couplings	340
Hydraulic Hose	342
Hydraulic Tooling	347

Fasteners 349

Standard Fasteners	350
Standard Nuts	368
Standard Washers	370
Black Oxide Fasteners	372
Stainless Steel Fasteners	374
Stainless Steel Nuts	378
Stainless Steel Washers	379
Metric Fasteners	380
Metric Nuts	383
Metric Washers	384

Hardware 385

Cotter Pins	386
Double Wire Snapper Pins	387
Detent Pins	387
Clevis Pins	388
Hitch Pins	388
Spring Pins	389
Ribbed Nut Serts	390
Lynch Pins	391
Liquid Tight Breakthrough Plugs	391
Tapered Cap/Plugs	392

SECTION CONTENTS

Hardware, cont'd

Grease Fittings	392
Blind Rivets	393
Rubber Grommets	394
Snap Bushings - Nylon	395
O-Rings	396

Securing Products 397

Cable Ties & Mounts	398
Clamps	403
Hose Clamps	406
Ratchet P Clamps	409
Mechanics Wire	409
Loom	410
Liquid Tight Strain Relief Cordgrips	412
Shrink Tubing	413
Tape & Sealant	418
Hook & Loop	422

Kits & Storage Units 423

Kits	424
Storage Units	430

Tools 433

Hand Tools	434
Loom Tools	440
Cleaning Tools	440
Grease Fitting Tools	441
Testers & Gauges	442
Blo-Guns	443
Heat Sources	443
Saws	444
Screw Driver Bits	445
Drill Bits	446
Abrasives	454

Chemicals, Cleaners & Paint 457

Cyclo Service Aids	458
Dynatex Service Aids	459
B'laster Service Aids	461
Seymour Service Aids	461
Hand Cleaners	462
Industrial Maintenance Paints	462

Index 465

REFERENCE

ILSCO Crimping Color Codes	59
How to Read Weather Pack Index Codes	76
How To Assemble Most Sealed Delphi Connectors	77
How To Assemble DTM, DT & DTP Series Deutsch Conn.	86
How To Use a Solder Slug	101
Conv. Chart for Wire & Cable Carrying Capacities	110
Specialty Wire Services	112
Solenoids: What are they & how do they work?	129
Pure Sine vs. Modified Sine Power	134
Blade Fuse Comparison	143
Circuit Breakers: Metal or Plastic?	155
What is a relay?	165
Why use a relay?	167
Toggle Switches: How They Work	172
TSC Brand Bulbs	218
Mean Spherical Candlepower (MSCP)	218
Sizing Your Lamp	222
Determining Amps, Volts & Watts	222
Miniature Lamp Bases	225
Miniature Bulb Shapes	225
Wire Code for 4-Way Connectors	240
Wire Code for 7-Way Connectors	241
Wire Code for 6-Way Connectors	241
Wire Code for 7-Way RV Connectors	243
Which pigtail should I choose?	265
Benefits of LED Lighting	269
Brass Fitting Sizing Chart	312
How To Identify an Unknown Plug Style	321
Hose Cut-Off Factor	330
Hydraulic Fitting Sizing Chart	331
Fastener Head Examples	357
Threads Per Inch Chart	361
How To Determine Screw Length	365
Stainless Steel Mechanical Specifications	376
Metric Mechanical Specifications	383
Dimensions Explanation For Detent Pins	387
Dimensions Explanation For Dbl. Wire Snapper Pins	387
Dimensions Explanation For Hitch Pins	388
Dimensions Explanation For Clevis Pins	388
Dimensions Explanation For Spring Pins	390
Dimensions Explanation For Nut Serts	390
Dimensions Explanation For Lynch Pins	391
Part Number & Dimensions Explanation For Blind Rivets	393
Dimensions Explanation For Rubber Grommets	394
Dimensions Explanation For Snap Bushings	395
Shrink Tubing Sizing Chart	415
Shrink Tubing Colors	416
Custom Kits	428
ORM-D & HAZ-MAT Shipping Fees	444

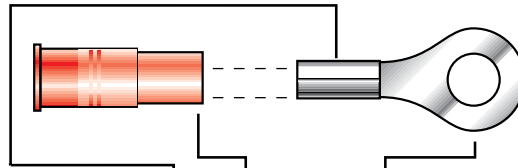
Contents

Part Number Explanation for Ring, Spade, Hook & Splice Terminals	6	Non-Insulated Terminals	47
26-24 Gauge Terminals	7	Non-Insulated HIGH TEMP Terminals	47
Nylon & Non-Insulated Terminals	7	2 Gauge Terminals	48
22-18 Gauge Terminals	7	Non-Insulated Terminals	48
Adhesive Lined Shrink Terminals	7	1/0 Gauge Terminals	49
Clear Adhesive Lined Shrink Terminals	9	Non-Insulated Terminals	49
Solder/Shrink Adhesive Lined Terminals	9	2/0 Gauge Terminals	50
Crimp/Solder/Shrink Adhesive Lined Terminals	10	Non-Insulated Terminals	50
Nylon Terminals w/ Support Sleeve	11	3/0 Gauge Terminals	51
PVC Terminals	14	Non-Insulated Terminals	51
Non-Insulated Terminals	15	4/0 Gauge Terminals	52
Non-Insulated HIGH TEMP Terminals	17	Non-Insulated Terminals	52
16-14 Gauge Terminals	17	Wire Ferrules	53
Adhesive Lined Shrink Terminals	17	Wire Ferrules: Nylon Insulated	53
Clear Adhesive Lined Shrink Terminals	19	Wire Ferrules: Non-Insulated	53
Solder / Shrink Adhesive Lined Terminals	19	Wire Connectors	54
Crimp / Solder / Shrink Adh Lined Terminals	20	High Temp Porcelain Wire Nut Connectors	54
Nylon Terminals w/ Support Sleeve	21	Wire Nut Connectors	54
PVC Terminals	23	Wing Nut Wire Connectors	54
Non-Insulated Terminals	25	Skirted Wing Nut Wire Connectors	55
Non-Insulated HIGH TEMP Terminals	26	Sealed Waterproof Connectors	55
Nylon HEAVY DUTY Terminals w/ Support Sleeve	27	Open Barrel Splices	55
Non-Insulated HEAVY DUTY Terminals	28	Nylon Insulated Closed-End Connectors	56
12-10 Gauge Terminals	28	Female Tap Connectors, Self Stripping	56
Adhesive Lined Shrink Terminals	29	Displacement Connectors, Self Stripping	56
Clear Adhesive Lined Shrink Terminals	30	Disconnect Adapters	57
Solder / Shrink Adhesive Lined Terminals	31	Splicing Connectors	57
Crimp / Solder / Shrink Adh Lined Terminals	31	Communication Connectors	57
Nylon Terminals w/ Support Sleeve	32	Electrical Pigtail Connectors, Self Stripping	58
PVC Terminals	35	IlSCO Connectors	58
Non-Insulated Terminals	37	IlSCO Copper Compression Lugs	58
Non-Insulated HIGH TEMP Terminals	38	IlSCO Copper Compression Sleeves	59
8 Gauge Terminals	39	IlSCO Copper Single Hole Mechanical Lugs	59
Adhesive Lined Shrink Terminals	39	IlSCO Copper Split Bolts	60
Nylon Terminals	39	IlSCO Aluminum Single Hole Mechanical Lugs	60
PVC Terminals	40		
Non-Insulated Terminals	41		
Non-Insulated HIGH TEMP Terminals	42		
Adhesive Lined Shrink HEAVY DUTY Terminals	42		
6 Gauge Terminals	42		
Nylon Terminals	42		
PVC Terminals	43		
Non-Insulated Terminals	44		
Non-Insulated HIGH TEMP Terminals	45		
4 Gauge Terminals	45		
Nylon Terminals	45		
PVC Terminals	46		

REFERENCE

ILSCO Crimping Color Codes	59
----------------------------	----

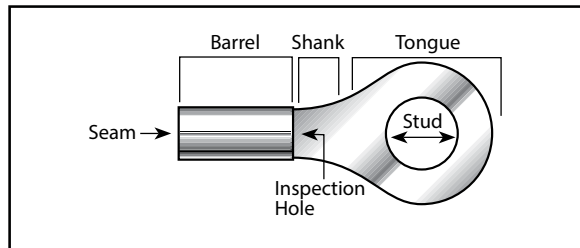
Part Number Explanation for Ring, Spade, Hook & Splice Terminals



A - 521 - 08

Letters indicate wire gauge & insulation color.	The first number specifies the barrel style & type of insulation. The second & third numbers indicate head design.	Last numbers indicate the stud size.
M 26 - 24 Yellow	1 Non-Insulated / Butted Seam 26ga. - 10ga.	02 #2
A 22 - 18 Red	2 Insulated / PVC Jacket 22ga. to 10ga.	04 #4
B 16 - 14 Blue	3 Non-Insulated / Brazed Seam 22ga. - 4/0ga.	06 #6
C 12 - 10 Yellow	4 Non-Insulated / Support Sleeve 22ga. - 14ga.	08 #8
D 8 Red	5 Insulated / Nylon Molded 22ga. - 10ga.	10 #10
E 6 Blue	6 Insulated / PVC Brazed Seam 8ga. - 3/0ga.	14 1/4"
F 4 Yellow	8 Insulated / Nylon Extruded 22ga. - 10ga.	56 5/16"
G 2 Red	9 Insulated / Nylon Support Sleeve 26ga. - 10ga.	38 3/8"
H 1/0 Blue		76 7/16"
J 2/0 Yellow		12 1/2"
K 3/0 Red		58 5/8"
L 4/0 Blue		34 3/4"
P 14-12 Yellow		78 7/8"

Terminal Type	Ratings	
	Voltage	Temperature
Nylon	600 volts	300°F
PVC	600 volts	240°F
Shrink	600 volts	221°F
Non-Insulated	Not Rated	375°F








Shrink Terminal Prefixes	
Prefixes	Description
SA, SB, SC, SD	Our most popular line of adhesive shrink terminals. These terminals rely on a mechanical crimp & are available in a wide variety of models.
SSA, SSB, SSC	Our solder/shrink terminals do not require a crimp to terminate. Each terminal contains a ring of solder that melts & connects the terminal to the wire to create the electrical connection.
KSA, KSB, KSC	This crimp/solder/adhesive lined shrink line of terminals offers the mechanical grip of a crimp & also features a ring of solder to aid in the electrical connection.
OPS	This latest series of our shrink terminal line-up features a clear adhesive line tubing. The ring terminals also have a longer neck to create more contact when stacking terminals.

26-24 Gauge Terminals

- All terminals are copper with tin electroplate
- All of our 26-24ga. terminals are shown actual size
- Most of these terminals are sold in packages of 100, please inquire for details

26-24 Gauge: Nylon, Non-Insulated & Crimp/Solder/Shrink Terminals

Non Insulated Butt Connectors	Non Insulated Quick Disconnects	Crimp/Solder/Shrink Butt Connectors	Nylon Insulated Butt Connectors
TS-BC-2624	M-1130 M-1136	KSM-2422*	60-NB
	 		
<i>.020 stock</i>	<i>.020 stock</i>		
	<i>tab size</i> .110" .187"		




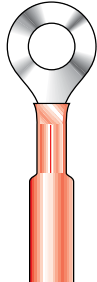
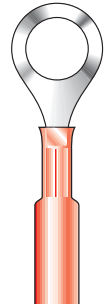
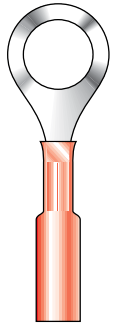
*This terminal accepts 24-22ga.

Shrink tubing is recommended when using non-insulated terminals in corrosive & high vibration applications. See pages 413-417 for a wide variety of options.

22-18 Gauge Terminals

- Most of our 22-18ga. terminals have a 1/4" barrel length
- All terminals are copper with tin electroplate, unless otherwise noted
- All of our 22-18ga. terminals are shown actual size
- These terminals are sold in packages of 100, please inquire for details

22-18 Gauge: Adhesive Lined Shrink Terminals

SA-221-06	SA-221-08	SA-221-10	SA-222-14	SA-222-56	SA-226-38
					
<i>.032 stock</i>					
<i>stud size</i> #6	#8	#10	1/4"	5/16"	3/8"

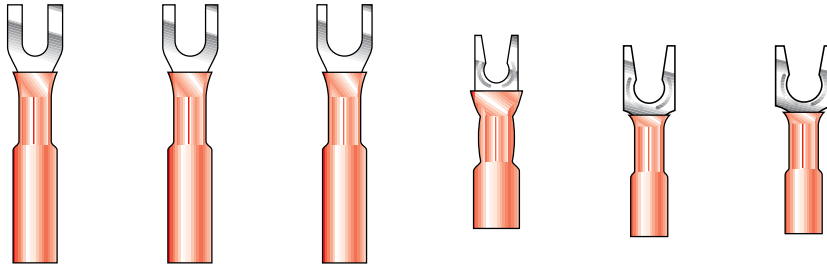
If you're looking for an assortment of shrink terminals, check out our Master Shrink Terminal Kit (MSK-32) on page 424.

Shrink terminals require a crimper & a torch, see our tool section starting on page 433 for these & other tooling options.

22-18 Gauge: Adhesive Lined Shrink Terminals, cont'd

Snap Spades

SA-235-06 SA-235-08 SA-235-10 SA-2193-06 SA-2194-08 SA-2195-10



.032 stock
stud size

#6 #8 #10 #6 #8 #10

For proper termination of our adhesive lined shrink terminals, first, use an insulated crimping tool (not an anvil die), see page 435 for a variety of tooling options. Then, apply heat, with one of our torches on page 444, to melt the tubing & adhesive.

Fully Insulated

Quick Disconnects

Quick Disconnects

Bullet Connectors

SAA-9261

SAA-9260

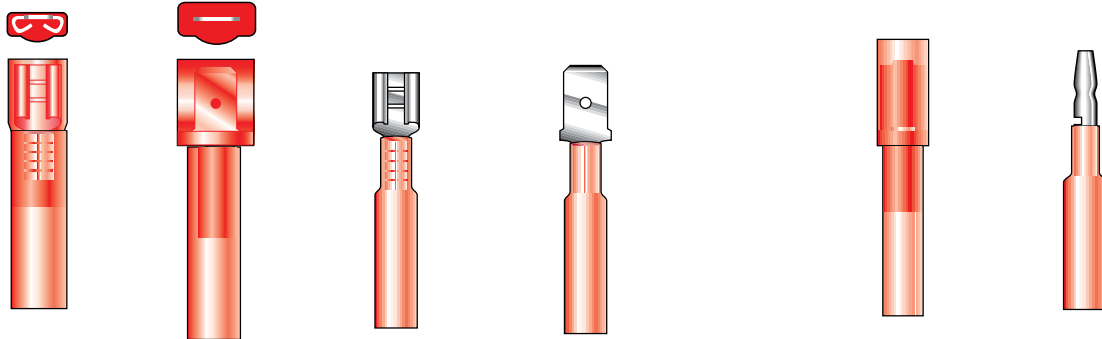
SAA-2140

STA-MCT

SSLA-96

SA-269

front view



.032 stock
tab size

.250" .250" .250" .250" diameter .156" .156"

Perma-Seal™ Butt Connector

Polyolefin Butt Connector

Dual Lined Butt Connector

STC-A

STCP-SM*

STCP-A

STCHD-A

.032 stock



*This terminal accepts 24-22ga.

Multi-Wire Butt Connector

Step Down Connectors

STCHL-A

NSAM-648

NSBA-631

.032 stock




16-14ga. (Two 20-18ga.) / 20-18ga.

20-18ga. to 24-22ga.

16-14ga. to 22-18ga.

The step down & butt connectors above have ends that are two different true wire gauges & are crimped with two different sized dies. Our standard step down connectors "step down" using a sleeve in one end of the connector to fit the smaller wire gauge & are crimped with a die matching the larger wire gauge.



Step Down Connector

SBA-631

Step down connectors are used to connect multiple wires of different gauges. If you're currently using a 3 or 4-way connector, consider switching to a step down connector.

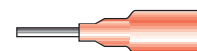
Pin Terminal

SA-NTC-125

.040 stock

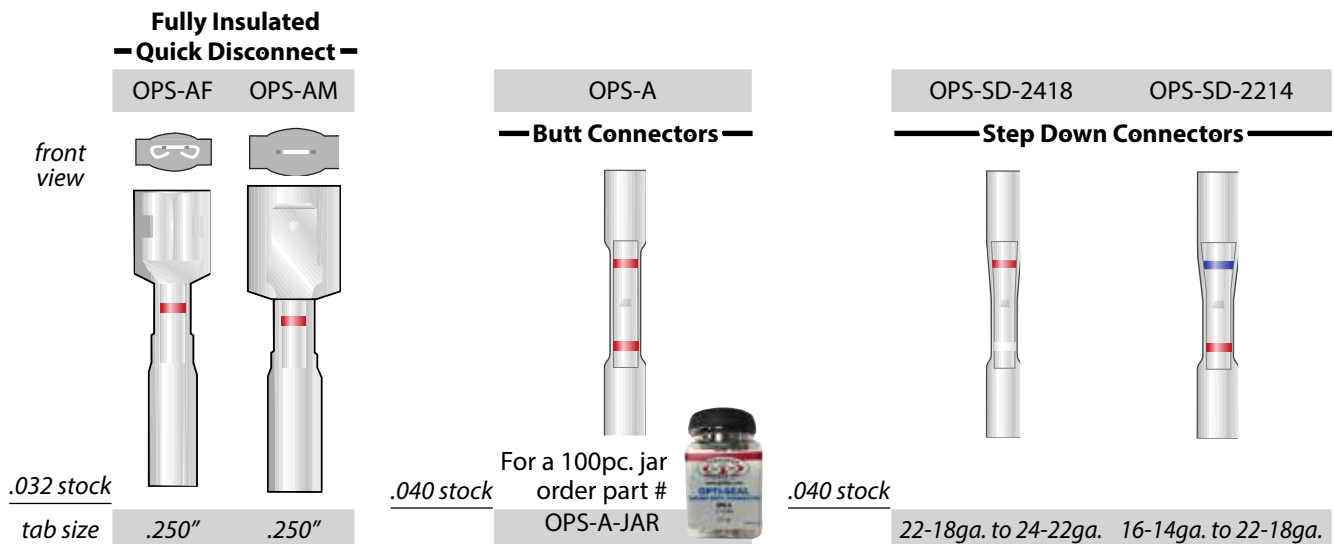
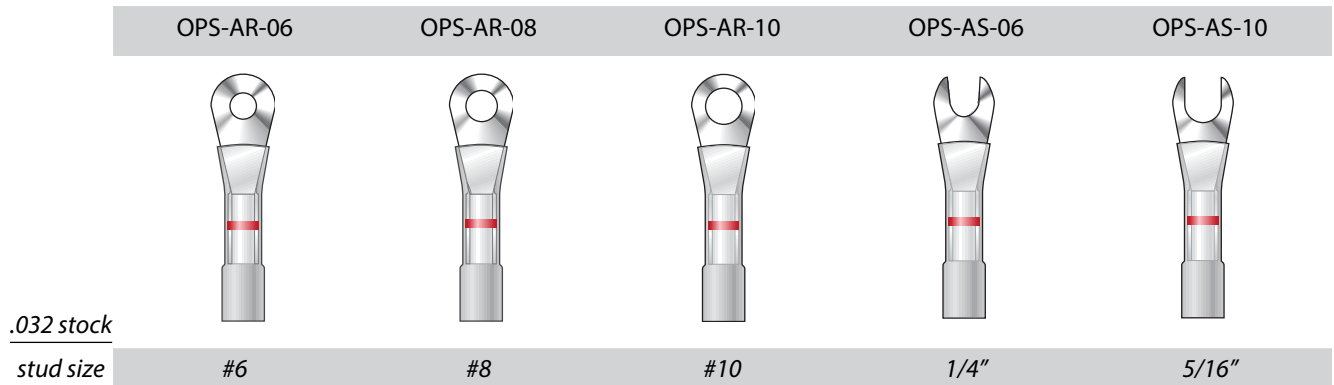


16-14ga. to 22-18ga.



diameter .08"

22-18 Gauge: Clear Shrink Adhesive Lined Terminals



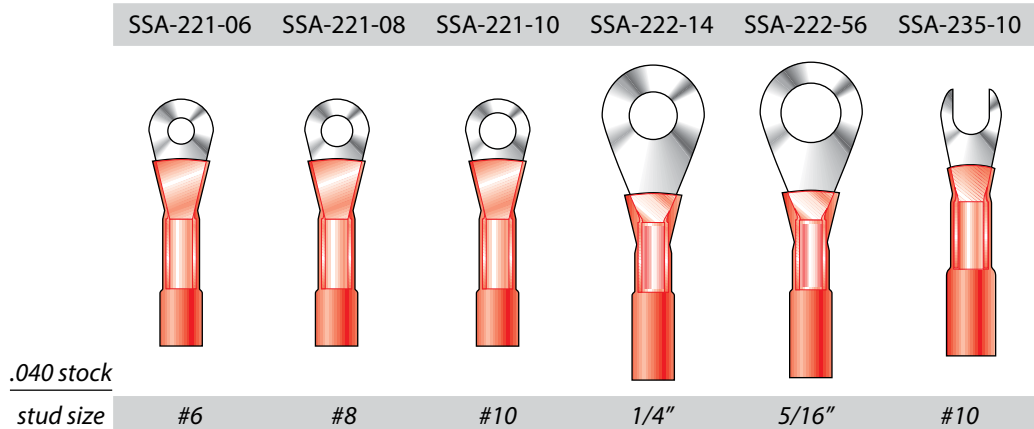
For 225 pieces of our most popular clear terminals, check out our Opti-Seal Clear Adhesive Lined Shrink Terminal Kit (OPTI-MSK-24).

For the perfect crimp on these terminals, you need the TR-50 crimper, located on page 435 of the TSC catalog.

22-18 Gauge: Solder / Shrink Adhesive Lined Terminals

We offer our most popular solder / shrink terminals in a convenient 240 piece kit, our Solder Terminal Kit (SOLDER-T-KIT).

The only tool needed for our Solder/Shrink Terminals is a heat source, check out our full line of torches on page 444.








22-18 Gauge: Solder / Shrink Adhesive Lined Terminals

Our **solder / shrink terminals** are rated at 600V & are UL listed.

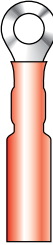

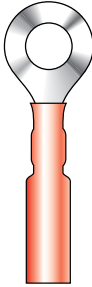
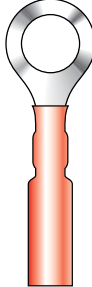
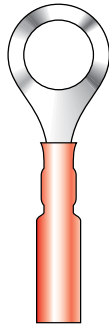
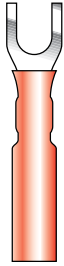
Easy installation with pre-measured solder takes the guess work out of the soldering process. Solder contains rosin flux.

The solder melting temp is 295°F. Shrink tubing temp range is -67°F to 230°F.


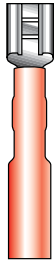
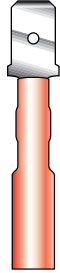
	Fully Insulated Quick Disconnect			Insulated Support Sleeve Quick Disconnects			Butt Connectors	
	SSA-850	SSA-2140	SSA-MCT	SSA-2422*	SSA-2218			
front view								
.040 stock								
tab size	.250"	.250"	.250"	*This terminal accepts 24-22ga.				

20-18 Gauge: Crimp / Solder / Shrink Adhesive Lined Terminals





We have a wide variety of torches that will shrink these terminals perfectly, giving you a strong, weather-proof sealed connection. For all of your torch options, check out page 444. For the perfect crimp, check out TR-50 on page 435.

	KSA-21-08	KSA-21-10	KSA-21-14	KSA-21-56	KSA-21-38	KSA-22-10
						
.038 stock						
stud size	#8	#10	1/4"	5/16"	3/8"	#10


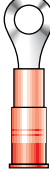
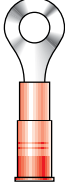
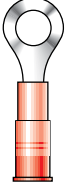
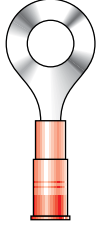
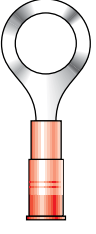
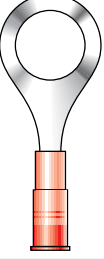
These terminals feature the reliability of a mechanical crimp with the strength & conductivity of solder. Shrink temperature is 275°F.

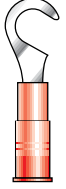
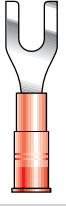
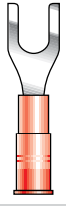
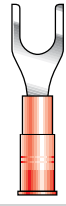
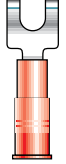
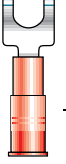
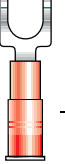
	Fully Insulated Quick Disconnect		Quick Disconnects
	KSA-850	KSA-2120	KSA-MCT
front view			
.038 stock			
tab size	.250"	.250"	.250"

20-18 Gauge: Crimp / Solder / Shrink Adhesive Lined Terminals, cont'd

Butt Connectors		Step Down Connectors	
KSM-2422*	KSA-2218	KSAM-648	KSBA-631
			
.038 stock			
*This terminal accepts 24-22ga.		20-18ga. to 24-22ga.	

22-18 Gauge: Nylon Terminals w/ Support Sleeve


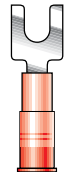
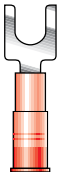
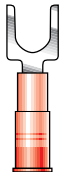

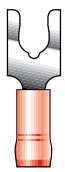

A-520-06	A-532-06	A-521-08	A-521-10	A-522-14	A-522-56	A-526-38
						
.032 stock						
stud size						
#6	#6	#8	#10	1/4"	5/16"	3/8"






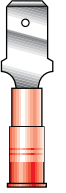
Flange Spades						
A-510-08	A-535-06	A-535-08	A-535-10	A-515-06	A-515-08	A-515-10
						
				Side View	Side View	Side View
.032 stock						
stud size						
#8	#6	#8	#10	#6	#8	#10

Snap spade terminals are an excellent choice when removing the entire fastener is impractical or when used as a temporary connection.

For best crimping results, we recommend crimper PA-8021. See page 435 for more info.

When choosing a male & female quick disconnect connector, be sure that both the tab size & the stock thickness match to insure a correct match.

Block Spades				Snap Spades		
AA-8109-04	A-534-06	A-534-08	A-534-10	AA-8704-06	AA-8714-08	AA-8715-10
						
.032 stock						
stud size						
#4	#6	#8	#10	#6	#8	#10

Insulated Support Sleeve Quick Disconnects					
AA-8131	AA-8137	MCT-A-587	AA-8134	AA-8140	MCT-5A
					
.020 stock			.032 stock		
tab size			tab size		
.110"	.187"	.187"	.110"	.250"	.250"

22-18 Gauge: Nylon Terminals w/ Support Sleeve, cont'd

Be sure to check the front view of your **fully insulated connectors** before ordering. Some manufacturers designs may vary. If you don't see what you need, let us know!

Because of its very high conductive properties our terminals are made with 100% electrolytic copper. They are then electroplated with tin for corrosion resistance.

Support sleeves are used to give the insulation & crimp extra support in a heavy duty or high vibration situation.

For a wide range of nylon terminals in one box, check out our Auto Nylon Terminal Kit (AUTO-KIT-LG-N) on page 424.

Fully Insulated Quick Disconnects w/o Support Sleeve

	A-887	MCT-A-887	A-850	MCT-A-850
front view				
.020 stock			.032 stock	
tab size	.187"	.187"	tab size	.250"

Fully Insulated Quick Disconnects

	71F-187-20-NBL	71M-187-20-NBL	71F-250-32-NBL	71M-250-32-NBL
front view				
.020 stock			.032 stock	
tab size	.187"	.187"	tab size	.250"

Fully Insulated Quick Disconnects

	AA-5261	AA-5260
front view		
.032 stock		
tab size	.250"	.250"

Fully Insulated Female Flag Quick Disconnects

	AA-2222	AA-2223	A-975
inside			
outside			
.020 stock		.032 stock	
tab size	.187"	tab size	.250"









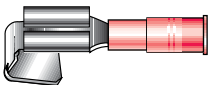
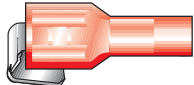
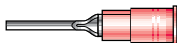
Bullet Connector

	BLT-R	A-589	BLT-RF	A-579	PC-2005F*	PC-2005M*
diameter	.156"	.156"	.180"	.180"	.210"	.210"


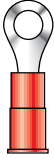
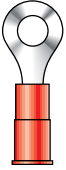
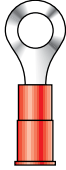


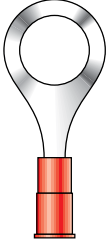
Need a versatile tool? Check out our crimper/wire stripper (RAR-100) on page 434. It crimps, cuts & strips a wide variety of terminals & wire.




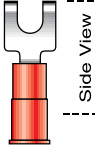
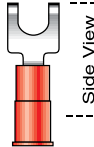
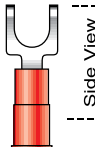
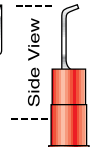
*These connectors accept 20-18ga.





22-18 Gauge: Nylon Terminals w/ Support Sleeve, cont'd

<p>Parallel Connector</p> <p>ASN-302</p> 		<p>Butt Connector</p> <p>ASN-345</p> 	
<p><i>.020 stock</i></p>			
<p>Butted Seam Funnel Entry Butt Connector</p> <p>A-945-DK</p> 		<p>Seamless Funnel Entry Butt Connector</p> <p>AS-932</p> 	
<p>Funnel entry butt connectors are the perfect solution when using wire with thick insulation, such as our GXL wire on page 111.</p>			
<p>Aircraft Window Splice</p> <p>AW-542</p> 		<p>Moisture Resistant Butt Connector</p> <p>A-500-G</p> 	
<p>Aircraft window splices are ideal for connections that need regular inspections. These conform to military spec #MIL-T-7928/5.</p>		<p>Moisture resistant butt connectors are filled with an anti-corrosive grease to keep the elements out of the terminal barrel.</p>	
<p>Heavy Duty Butt Connector</p> <p>A-845</p> 		<p>Cool Seal Butt Connector</p> <p>COOLSEAL-A</p> 	
<p>Heavy duty butt connectors have extra heavy insulation for high vibration situations where a strong strain relief is needed.</p>		<p>A Cool Seal® butt connector is a heatless & solderless, fully sealed connection. Activate the sealant by simply crimping the terminal.</p>	
<p>Piggy Back Terminal</p> <p>PBT-2A</p> 		<p>Fully Insulated Piggy Back Terminal</p> <p>FIPBT-2A</p> 	
<p>Pin Terminal</p> <p>TMDNTC-125</p> 			
<p>Piggy back terminals work with one female & one male quick disconnect terminal. See page 11 & 12 for all of your options in 22-18ga. nylon.</p>			
<p><i>.032 stock</i></p>			
<p><i>tab size</i> .250"</p>		<p><i>diameter</i> .08"</p>	

22-18 Gauge: PVC Terminals

	A-220-06	A-232-06	A-221-08	A-221-10	A-222-14	A-222-56	A-226-38
							
<i>.032 stock</i>							
stud size	#6	#6	#8	#10	1/4"	5/16"	3/8"


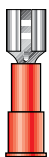






Flange Spades						
	A-235-06	A-235-08	A-235-10	A-215-06	A-215-08	A-215-10
						
<i>.032 stock</i>						
stud size	#6	#8	#10	#6	#8	#10

Block Spades		Snap Spades		
	A-234-06	AA-2704-06	AA-2714-08	AA-2715-10
				
<i>.032 stock</i>				
stud size	#6	#6	#8	#10






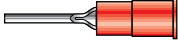
Check out our Auto PVC Terminal Kit (AUTO-KIT-LG-P) for a wide selection of PVC terminals in one organized location.

For best crimping results, we recommend crimper PA-1308. See page 435 for more info.

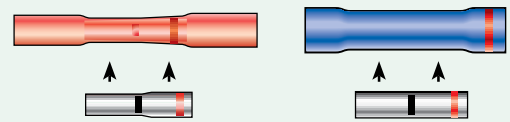
Snap spade terminals are a great choice when removing the entire fastener is not practical or when used as a temporary connection.

Quick Disconnects						Bullet Connectors				
	AA-2131	AA-2137	MCT-A-287	AA-2134	AA-2140	MCT-2A	A-289	A-279		
										
<i>.020 stock</i>			<i>.032 stock</i>							
tab size	.110"	.187"	.187"	tab size	.110"	.250"	.250"	diameter	.156"	.180"









22-18 Gauge: PVC Terminals, cont'd



	Parallel Connector	Butt Connector	Step Down Connector
	A-202	A-245	BA-631
<i>.032 stock</i>			
			16-14 to 22-18ga.
	Vinyl Step Down Connectors		Pin Terminal
	NAM-648	NBA-631	TMETC-125
<i>.032 stock</i>			
	22-18 to 24-22ga.	16-14 to 22-18ga.	diameter .08"

The step down connectors beginning with N "step down" using ends that are true wire gauges & are crimped with two different sized dies. Our standard step down connectors "step down" using a sleeve in one end of the connector to fit the smaller wire gauge & are crimped with a die matching the larger wire gauge.









22-18 Gauge: Non-Insulated Terminals

	A-320-04	A-320-06	A-332-06	A-321-08	A-321-10	A-322-14	A-322-56	A-326-38
<i>.032 stock</i>								
stud size	#4	#6	#6	#8	#10	1/4"	5/16"	3/8"

	A-335-06	A-335-10
<i>.032 stock</i>		
stud size	#6	#10

The suggested crimper for these terminals is the WT-111M, or if you're looking for a ratchet style crimper GRN-45505G or TCP-251B, all located on page 436 of our catalog.

Snap spade terminals are an excellent choice when removing the entire fastener is impractical or when used as a temporary connection.

	Block Spades			Snap Spades		
	A-134-06	A-134-08	A-134-10	AA-1704-06	AA-1714-08	AA-1715-10
<i>.032 stock</i>						
stud size	#6	#8	#10	#6	#8	#10

22-18 Gauge: Non-Insulated Terminals, cont'd

Shrink tubing is recommended when using non-insulated terminals in corrosive & high vibration applications. See pages 413-417 for our wide selection.

Butted Seam Quick Disconnects

AA-1131 AA-1137 MCT-A-187

AA-1134 AA-1140 MCT-1A



.020 stock

tab size

.110"

.187"

.187"

.032 stock

tab size

.110"

.250"

.250"

Flag Female Quick Disconnects

A-187

A-175



.020 stock

tab size

.187"

.032 stock

tab size

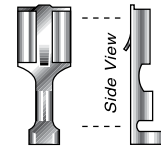
.250"

Female Quick Disconnects w/ Vibration Support

AA-4173

AA-4176

AA-4176-TAB



.020 stock

tab size

.187"

.032 stock

tab size

.250"

.250"

Bullet Connectors

A-189

A-179



diameter

.156"

.180"

Parallel Connector

AS-302



.032 stock

Butt Connector

AS-345



Step Down Connectors

NAM-348

BA-331

NBA-331



.032 stock

22-18 to 24-22ga. 16-14 to 22-18ga. 16-14 to 22-18ga.

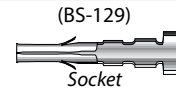
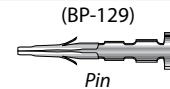
diameter

Pin & Socket Terminals

TC-125

02-09-2103*

02-09-1104*



.08"

.093"

.093"

*These terminals accept 20-14ga.

The step down connectors beginning with N "step down" using ends that are true wire gauges & are crimped with two different sized dies. Our standard step down connectors "step down" using a sleeve in one end of the connector to fit the smaller wire gauge & are crimped with a die matching the larger wire gauge.

22-18 Gauge: Non-Insulated HIGH TEMP Terminals

- All high temp terminals are nickel plated steel alloy

	AS-20-06	AS-32-06	AS-32-08	AS-33-10	AS-22-14	AS-22-56	Butt -Connector- AS-45
<u>.032 stock</u> stud size	#6	#6	#8	#10	1/4"	5/16"	

For an assortment of high temp terminals, order our High Temp Terminal Kit (HTT-KIT-SM).

The suggested crimper for non-insulated terminals is the WT-111M, located on page 435.

Our **high temp terminals** are rated up to 900°F.

16-14 Gauge Terminals

- Most of our 16-14ga. terminals have a 1/4" barrel length.
- All terminals are copper with tin electroplate, unless otherwise noted
- All of our 16-14ga. terminals are shown actual size
- Most of these terminals are sold in packages of 100, please inquire for details

16-14 Gauge: Adhesive Lined Shrink Terminals

	SB-237-06	SB-237-08	SB-239-10	SB-225-14	SB-225-56	SB-218-38
<u>.032 stock</u> stud size	#6	#8	#10	1/4"	5/16"	3/8"

For proper termination of our adhesive lined shrink terminal, first, use an insulated crimping tool (not an anvil die) we recommend tool #TR-50. Then use a heat source, found on page 444, to melt the adhesive lined shrink tubing.

Snap Spades

	SB-219-10	SB-224-06	SB-227-06	SB-227-08	SB-227-10	SB-2193-06	SB-2194-08	SB-2195-10	SB-2196-14
<u>.032 stock</u> stud size	#10	#6	#6	#8	#10	#6	#8	#10	1/4"

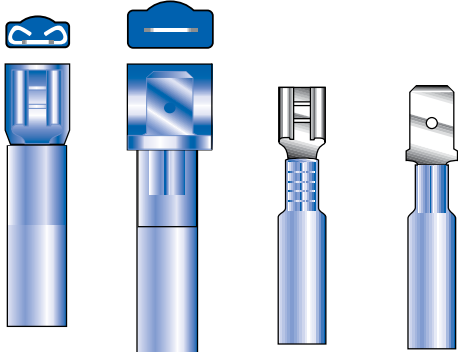
16-14 Gauge: Adhesive Lined Shrink Terminals, cont'd

Fully Insulated

— Quick Disconnects —

SBB-9263 SBB-9262 SBB-2141 STB-MCT

front view



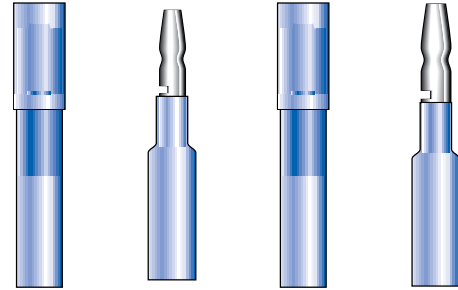
.032 stock

tab size

.250" .250" .250" .250"

— Bullet Connectors —

SSLC-96 SB-289 SSLC-180 SB-279



.032 stock

diameter

.156" .156" .180" .180"

— Perma-Seal™ Butt Connector — — Polyolefin Butt Connector — — Dual Lined Butt Connector —

STC-B

STCP-B

STCHD-B



.032 stock

— Multi-Wire Butt Connector —

STCHL-B



.040 stock

12-10ga. (Two 16-14ga.) / 16-14ga.

— Step Down Connectors —

NSBA-631

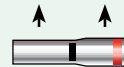

NSCB-646



16-14ga. to 22-18ga.

12-10ga. to 16-14ga.

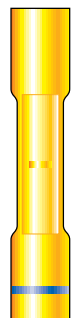
The step down & butt connectors above have ends that are two different true wire gauges & are crimped with two different sized dies. Our standard step down connectors "step down" using a sleeve in one end of the connector to fit the smaller wire gauge & are crimped with a die matching the larger wire gauge.



— Step Down Connector —

SBA-631

SCB-646



.040 stock

16-14ga. to 22-18ga. 12-10ga. to 16-14ga.

— Pin Terminal —

SB-NTC-200
















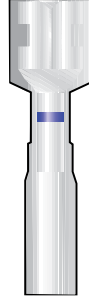
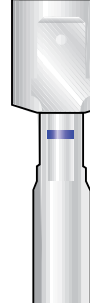




diameter

.08"



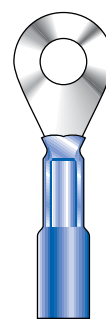
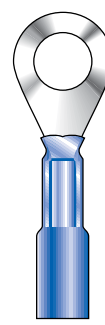
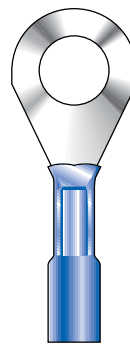

Step down connectors are used to connect multiple wires of different gauges. If you're currently using a 3 or 4-way connector, consider switching to a step down connector.

16-14 Gauge: Clear Shrink Adhesive Lined Terminals

	OPS-BR-06	OPS-BR-08	OPS-BR-10	OPS-BR-14	OPS-BR-38	OPS-BR-516	OPS-BS-06	OPS-BS-10
								
<i>.032 stock</i>								
stud size	#6	#8	#10	1/4"	3/8"	5/16"	#6	#10

	Fully Insulated Quick Disconnect		Butt Connectors	Step Down Connectors	
	OPS-BF	OPS-BM	OPS-B	OPS-SD-2214	OPS-SD-1610
<i>front view</i>					
					
<i>.032 stock</i>			For a 100pc. jar order part # OPS-B-JAR 		
tab size	.250"	.250"		16-14ga. to 22-18ga. 12-10ga. to 16-14ga.	

16-14 Gauge: Solder / Shrink Adhesive Lined Terminals




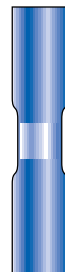
	SSB-237-08	SSB-239-10	SSB-225-14	SSB-225-56	SSB-218-38	SSB-227-10
						
<i>.040 stock</i>						
stud size	#8	#10	1/4"	5/16"	3/8"	#10

We offer our most popular solder / shrink terminals in a convenient 240 piece kit, our Solder Terminal Kit (SOLDERT-KIT).

The solder melting temp is 295°F. Shrink tubing temp range is -67°F to 230°F.

Our **solder / shrink terminals** are rated at 600V & are UL listed.

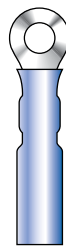
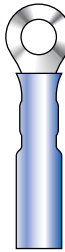
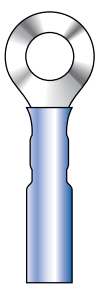
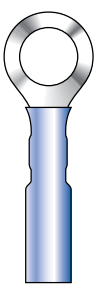
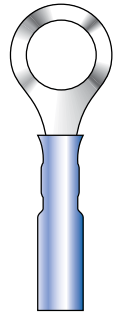
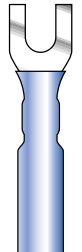
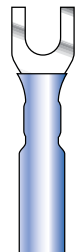
16-14 Gauge: Solder / Shrink Adhesive Lined Terminals, cont'd

	Fully Insulated Quick Disconnect		Insulated Support Sleeve Quick Disconnects		Butt Connector
	SSB-850	SSB-2141	SSB-MCT		SSB-1614
front view					
.040 stock					
tab size	.250"	.250"	.250"		

Easy installation with pre-measured solder takes the guess work out of the soldering process. Solder contains rosin flux.

The only tool needed for installation is a heat source to melt the shrink tube & solder. For a wide selection of torches, see page 406.


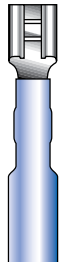
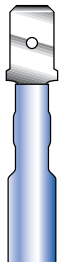
16-14 Gauge: Crimp / Solder / Shrink Adhesive Lined Terminals

	KSB-31-08	KSB-31-10	KSB-31-14	KSB-31-56	KSB-31-38	KSB-32-08	KSB-32-10
							
.038 stock							
stud size	#8	#10	1/4"	5/16"	3/8"	#8	#10

This terminal line features the reliability of a mechanical crimp with the strength & conductivity of solder.




Shrink temperature is 275°F.

To perfectly crimp these terminals we recommend crimper TR-50 on page 435. For the perfect torch, see our many options on page 444.

	Fully Insulated Quick Disconnect	Insulated Support Sleeve Quick Disconnects	
	KSB-850	KSB-3120	KSB-MCT
front view			
.038 stock			
tab size	.250"	.250"	.250"

To purchase all of our most popular crimp / solder / shrink terminals in one box, just order part # KSS-KIT-LG a convenient 190 piece kit with everything you need. Or, a smaller option, the TS-KST-KIT which includes our three sizes of butt connectors.





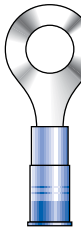

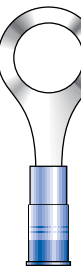
16-14 Gauge: Crimp / Solder / Shrink Adhesive Lined Terminals, cont'd

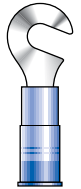
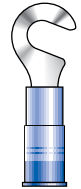
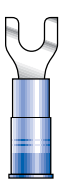
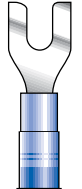
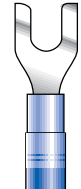
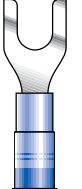
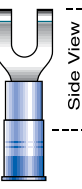
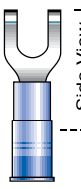
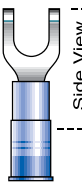
	Butt Connector	Step Down Connectors	
	KSB-1614	KSBA-631	KSCB-646
<i>.038 stock</i>			
		16-14ga. to 20-18ga.	12-10ga. to 16-14ga.

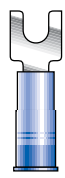
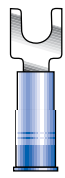
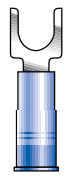
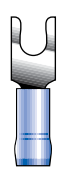


16-14 Gauge: Nylon Terminals w/ Support Sleeve







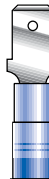
For a range of nylon terminals in one box, see our Auto Nylon Terminal Kit (AUTO-KIT-LG-N) on page 424.

We recommend crimper PA-8021 for use with our nylon terminals. See page 435 for more info.

	B-523-06	B-537-06	B-537-08	B-539-10	B-525-14	B-525-56	B-518-38
<i>.032 stock</i>							
stud size	#6	#6	#8	#10	1/4"	5/16"	3/8"

	Flange Spades								
	B-519-06	B-519-08	B-524-06	B-527-06	B-527-08	B-527-10	B-516-06	B-516-08	B-516-10
<i>.032 stock</i>									
stud size	#6	#8	#6	#6	#8	#10	#6	#8	#10

	Block Spades			Snap Spades		
	B-5781-06	B-5781-08	B-5781-10	BB-8707-06	BB-8716-08	BB-8717-10
<i>.032 stock</i>						
stud size	#6	#8	#10	#6	#8	#10

	Quick Disconnects						
	BB-8132	BB-8138	MCT-587	BB-8135	42727-2	BB-8141	MCT-5
<i>.020 stock</i>							
tab size	.110"	.187"	.187"	<i>.032 stock</i>	.110"	.205"	.250"
				tab size	.110"	.205"	.250"

Snap spade terminals are an excellent choice when removing the entire fastener is impractical or when used as a temporary connection.

Our terminals are made with 100% electrolytic copper because of its very high conductive properties. They are then electroplated with tin for corrosion resistance.

16-14 Gauge: Nylon Terminals w/ Support Sleeve, cont'd

Fully Insulated Quick Disconnects w/o Support Sleeve

	B-887 MCT-887		B-850 MCT-850		BB-5263 BB-5262	
front view						
.020 stock			.032 stock		.032 stock	
tab size	.187"	.187"	tab size	.250"	tab size	.250"

Be sure to check the front view of your **fully insulated connectors** before ordering. Some manufacturers designs may vary. If you don't see what you need here, let us know!

Fully Insulated Quick Disconnects

	72F-187-20-NBL	72M-187-20-NBL	B-971	72F-250-32-NBL	72M-250-32-NBL	B-972
front view						
.020 stock				.032 stock		
tab size	.187"	.187"	.187"	tab size	.250"	.250"

Need the perfect tool? Check out our insulated crimper PA-1308 on page 435. it crimps 22-10ga. terminal to NEC Specifications.

Support sleeves are used to give the insulation & crimp extra support in a heavy duty or high vibration situation.

Fully Insulated Female Flag Quick Disconnects

	BB-2224		BB-2225		B-975	
	<i>inside</i>	<i>outside</i>	<i>inside</i>	<i>outside</i>	<i>inside</i>	<i>outside</i>
.020 stock						
tab size	.187"		.187"		.250"	

Bullet Connectors

	BLT-B	B-589	BLT-BF	B-579
diameter				
	.156"	.156"	.180"	.180"

Parallel Connector

	BSN-304
.032 stock	

Butt Connector

	BSN-331
.032 stock	

16-14 Gauge: Nylon Terminals w/ Support Sleeve, cont'd

Funnel entry butt connectors are the perfect solution when using wire with thick insulation, such as our GXL wire on page 111.

Butted Seam Funnel Entry Butt Connector

B-931-DK



Seamless Funnel Entry Butt Connector

BS-942



Aircraft window splices are ideal for connections that need regular inspections. These conform to military spec #MIL-T-7928/5.

-Aircraft Window Splice-


BW-543



Moisture resistant butt connectors are filled with an anti-corrosive grease to keep the elements out of the terminal barrel.

Moisture Resistant Butt Connector

B-500-G



Heavy duty butt connectors have extra heavy insulation for high vibration situations where a strong strain relief is needed.

Heavy Duty Butt Connector


B-831



A Cool Seal® butt connector is a heatless & solderless, fully sealed connection. Activate the sealant by simply crimping the terminal.

Cool Seal Butt Connector

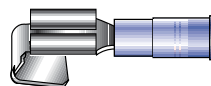
COOLSEAL-B



Piggy back terminals work with one female & one male quick disconnect terminal. See page 20 for all of your options in 16-14ga. nylon.

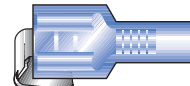
-Piggy Back Terminal-

PBT-2



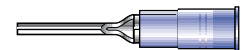
Fully Insulated Piggy Back Terminal

FIPBT-2



Pin Terminal

TMDNTC-200



.032 stock

tab size

.250"

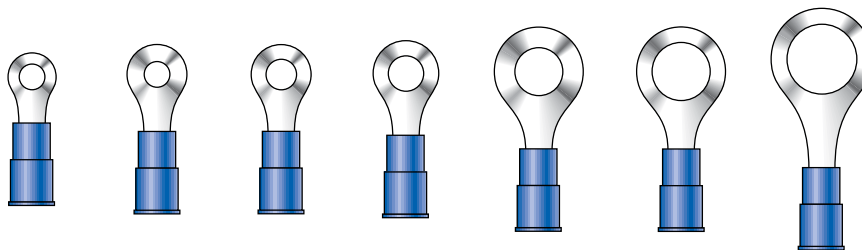
.250"

diameter

.08"

16-14 Gauge: PVC Terminals

B-223-06 B-237-06 B-237-08 B-239-10 B-225-14 B-225-56 B-218-38



.032 stock

stud size

#6

#6

#8

#10

1/4"

5/16"

3/8"

Check out our Auto PVC Terminal Kit (AUTO-KIT-LG-P) on page 390 for a wide selection of PVC terminals in one organized location.

We recommend crimpers PA-1308 for use with our PVC terminals. See page 435 for more info.

16-14 Gauge: PVC Terminals, cont'd

Flange Spades

B-219-06	B-219-08	B-224-06	B-227-06	B-227-08	B-227-10	B-216-06	B-216-08	B-216-10	
<i>.032 stock</i>									
stud size	#6	#8	#6	#6	#8	#10	#6	#8	#10

Snap spade terminals are an excellent choice when removing the entire fastener is impractical or when used as a temporary connection.

Block Spades			Snap Spades			
B-2781-06	B-2781-08	B-2781-10	BB-2707-06	BB-2716-08	BB-2717-10	
<i>.032 stock</i>						
stud size	#6	#8	#10	#6	#8	#10

Quick Disconnects						Bullet Connectors				
BB-2132	BB-2138	MCT-287	BB-2135	BB-2141	MCT-2	B-289	B-279			
<i>.020 stock</i>			<i>.032 stock</i>							
tab size	.110"	.187"	.187"	tab size	.110"	.250"	.250"	diameter	.156"	.180"

Parallel Connector	Butt Connector	Step Down Connectors		Step down connectors are used to connect wires of different gauge sizes. They can also be substituted for 3-way "Y" connectors when connecting 3 wires.
B-204	B-231	BA-631	CB-646	
<i>.032 stock</i>		16-14 to 22-18ga.	12-10 to 16-14ga.	

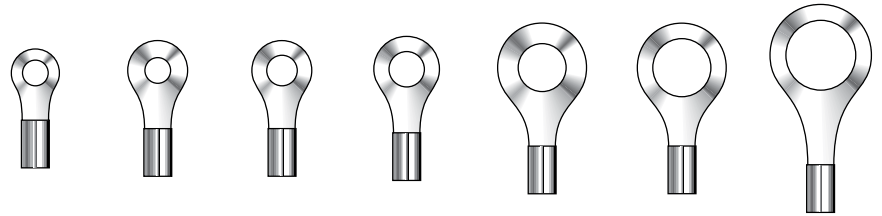
Vinyl Step Down Connectors		Pin Terminal
NBA-631	NCB-646	TMETC-200
<i>.032 stock</i>		
16-14 to 22-18ga.	12-10 to 16-14ga.	diameter .08"

The step down connectors beginning with N "step down" using ends that are true wire gauges & are crimped with two different sized dies. Our standard step down connectors "step down" using a sleeve in one end of the connector to fit the smaller wire gauge & are crimped with a die matching the larger wire gauge.

16-14 Gauge: Non-Insulated Terminals

The suggested crimper for non-insulated terminals is the WT-111M, located on page 436.

B-323-06 B-337-06 B-337-08 B-339-10 B-325-14 B-325-56 B-318-38

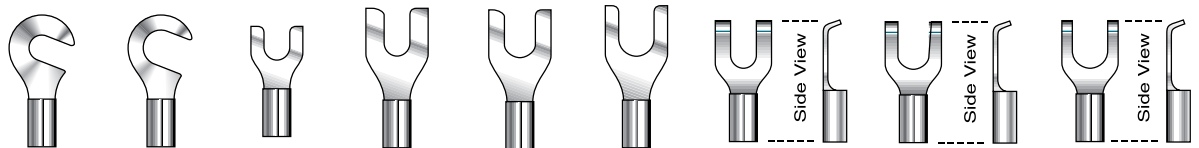


.032 stock

stud size #6 #6 #8 #10 1/4" 5/16" 3/8"

Flange Spades

B-319-06 B-319-10 B-124-06 B-327-06 B-327-08 B-327-10 B-316-06 B-316-08 B-316-10



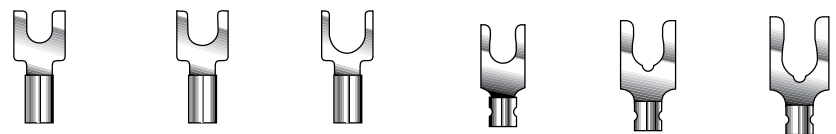
.032 stock

stud size #6 #10 #6 #6 #8 #10 #6 #8 #10

Block Spades

Snap Spades

B-1781-06 B-1781-08 B-1781-10 BB-1707-06 BB-1716-08 BB-1717-10



.032 stock

stud size #6 #8 #10 #6 #8 #10

Snap spade terminals are an excellent choice when removing the entire fastener is impractical or when used as a temporary connection.

Butted Seam Quick Disconnects

BB-1132 BB-1138 MCT-187 BB-1135 BB-1141 MCT-1




.020 stock

tab size .110" .187" .187" *.032 stock* *tab size* .110" .250" .250"

Shrink tubing is recommended when using non-insulated terminals in corrosive & high vibration applications. See pages 414-417 for our wide selection.

Flag Female Quick Disconnects

FFT-187 B-187 FFT-1 FFT-250

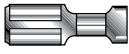
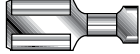
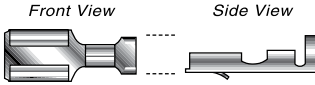


.020 stock



tab size .187" .187" *.032 stock* *tab size* .250" .250"

16-14 Gauge: Non-Insulated Terminals, cont'd

Female Quick Disconnects w/ Vibration Support

BB-4174	BB-4177	BB-4177-TAB
		 Front View Side View
<i>.020 stock</i>	<i>.032 stock</i>	
tab size .187"	tab size .250"	tab size .250"

Bullet Connectors


B-189	B-179
	
diameter .156"	diameter .180"

Parallel Connector





BS-304

<i>.032 stock</i>

Butt Connector

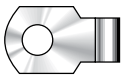
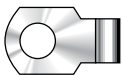


BS-331


Step Down Connectors

BA-331	NBA-331	CB-346	NCB-346
			
16-14 to 22-18ga. 16-14 to 22-18ga. 12-10 to 16-14ga. 12-10 to 16-14ga.			

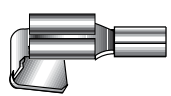
The step down connectors beginning with N "step down" using ends that are true wire gauges & are crimped with two different sized dies. Our standard step down connectors "step down" using a sleeve in one end of the connector to fit the smaller wire gauge & are crimped with a die matching the larger wire gauge.

Butted Seam Flag Terminals




B-143-08	B-143-10	B-148-08	B-148-10
			
<i>.032 stock</i>			
stud size #8	stud size #10	stud size #8	stud size #10

Piggy back terminals work with one female & one male quick disconnect terminal. See above for all of your options in 16-14ga. non-insulated.

Piggy Back Terminal

PBT

<i>.032 stock</i>
tab size .250"

Pin Terminals

TC-200	02-09-2103* (BP-129)	02-09-1104* (BS-129)
		
diameter .08"	diameter .093"	diameter .093"





*These terminals accept 20-14ga.

16-14 Gauge: Non-Insulated HIGH TEMP Terminals

- All high temp terminals are nickel plated steel alloy

For an assortment of high temp terminals, order our High Temp Terminal Kit (HTT-KIT-SM).

The suggested crimper for non-insulated terminals is the WT-111M, located on page 436.




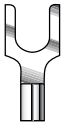

BS-23-06	BS-37-06	BS-37-08	BS-37-10
			
<i>.032 stock</i>			
stud size #6	stud size #6	stud size #8	stud size #10






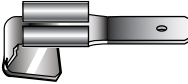
16-14 Gauge: Non-Insulated HIGH TEMP Terminals, cont'd

Our **high temp terminals** are rated up to 900°F.

Check out page 112 to see our selection of Tefzel high temp wire.





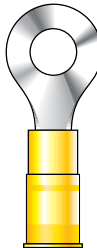

Piggy back terminals work with two female & one male quick disconnects that have a .032" stock thickness & a .250" tab size. See the quick disconnects to the right for all of your options.

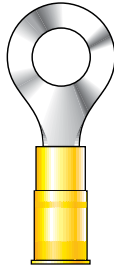
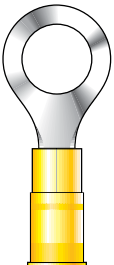
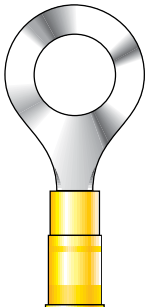
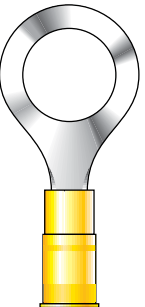
	BS-25-14	BS-25-56	BS-27-10	BS-32-10	Butt - Connector - BS-31
					
<i>.032 stock</i>					<i>.032 stock</i>
<i>stud size</i>	1/4"	5/16"	#10	#10	

Piggy Back Terminal	Quick Disconnects			
VWA-O-HT	B-171-HT	B-172-HT	B-175-HT	MCT-1-HT
<i>Top</i> 				
	<i>.032 stock</i>	<i>.032 stock</i>		
<i>tab size</i>	.250"	.187"	.250"	.250"

16-14 Gauge: Nylon HEAVY DUTY Terminals w/ Support Sleeve

We recommend crimper PA-8021, on page 435, for use with heavy duty terminals. **Be sure to use a 12-10ga. crimping die.**

	B-536-06HD	B-536-08HD	B-528-08HD	B-528-10HD	B-530-14HD	B-530-56HD
						
<i>.050 stock</i>						
<i>stud size</i>	#6	#8	#8	#10	1/4"	5/16"







	B-540-56HD	B-540-38HD	B-501-76HD	B-501-12HD
				
<i>.050 stock</i>				
<i>stud size</i>	5/16"	3/8"	7/16"	1/2"





Heavy duty terminals are designed to resist fractures under heavy vibration.

PLEASE NOTE These are 16-14ga. terminals, not 12-10ga. as their yellow insulation denotes. The yellow color is to remind you to use a 12-10ga. die when crimping.

TERMINALS

16-14 Gauge: Non-Insulated HEAVY DUTY Terminals

	B-136-06HD	B-136-08HD	B-328-08HD	B-328-10HD	B-330-14HD	B-330-56HD
<i>.050 stock</i>						
<i>stud size</i>	#6	#8	#8	#10	1/4"	5/16"

	B-140-56HD	B-340-38HD	B-101-76HD	B-101-12HD
<i>.050 stock</i>				
<i>stud size</i>	5/16"	3/8"	7/16"	1/2"








The suggested crimper for non-insulated terminals is the WT-111M, located on page 436. However, be sure to use a 12-10ga. die when crimping the 16-14ga. heavy duty terminals.

Shrink tubing is recommended when using non-insulated terminals in corrosive & high vibration applications. See pages 414-417 for our wide selection.

12-10 Gauge Terminals

- All terminals are copper with tin electroplate, unless otherwise noted
- All of our 12-10ga. terminals are shown actual size
- Most of these terminals are sold in packages of 100, please inquire for details

12-10 Gauge: Adhesive Lined Shrink Terminals

	SC-228-06	SC-228-08	SC-228-10	SC-230-14	SC-230-56	SC-240-38	SC-201-12
<i>.040 stock</i>							
<i>stud size</i>	#6	#8	#10	1/4"	5/16"	3/8"	1/2"

12-10 Gauge: Adhesive Lined Shrink Terminals, cont'd


If you're looking for an assortment of our most useful shrink terminals, you need our Small Shrink Terminal Kit (STC-KIT-SMB-24).

The perfect tool for these terminals is the TR-50 crimper on page 435.

For proper termination of our adhesive lined shrink terminals, first, use an insulated crimping tool (not an anvil die). Then, apply heat to melt the tubing & adhesive.

Snap Spades

SC-241-06 SC-241-08 SC-241-10 SC-268-14 SC-2194-08 SC-2195-10 SC-2196-14



.040 stock

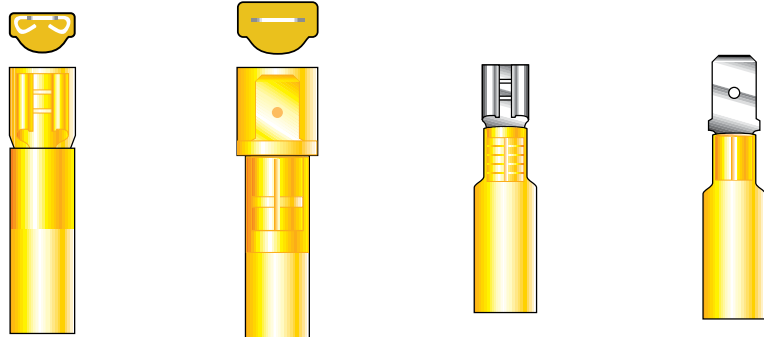
stud size

#6 #8 #10 1/4" #8 #10 1/4"

Fully Insulated Quick Disconnects

SC-9281 SC-9280 SC-2143 STC-MCT

front view



.040 stock

tab size

.250" .250" .250" .250"

Perma-Seal™ Butt Connector Polyolefin Butt Connector Dual Lined Butt Connector

STC-C

STCP-C

STCHD-C



.040 stock

Multi-Wire Butt Connector Step Down Connectors

STCHL-C

NSCB-646

NSDC-108




.040 stock

8ga. (Two 12-10ga.) / 12-10ga.

12-10ga. to 16-14ga.

8ga. to 12-10ga.

The step down & butt connectors above have ends that are two different true wire gauges & are crimped with two different sized dies. Our standard step down connectors "step down" using a sleeve in one end of the connector to fit the smaller wire gauge & are crimped with a die matching the larger wire gauge.



12-10 Gauge: Adhesive Lined Shrink Terminals, cont'd

Step Down Connector

SCB-646



.040 stock

12-10ga. to 16-14ga.

Step down connectors are used to connect multiple wires of different gauges. If you're currently using a 3 or 4-way connector, consider switching to a step down connector.

Pin Terminal

SC-NTC-550



diameter

.11"

12-10 Gauge: Clear Shrink Adhesive Lined Terminals

OPS-CR-08

OPS-CR-10

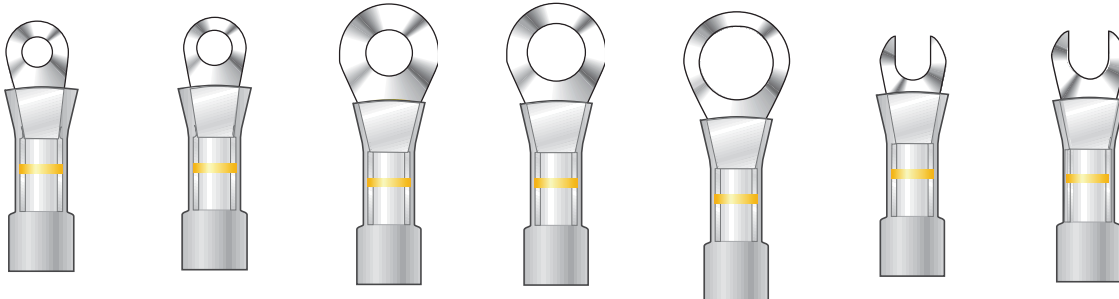
OPS-CR-14

OPS-CR-516

OPS-CR-38

OPS-CS-10

OPS-CS-14



.032 stock

stud size

#8

#10

1/4"

5/16"

3/8"

#10

1/4"

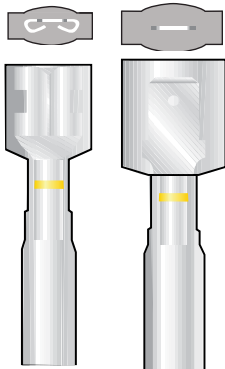
Fully Insulated

Quick Disconnect

OPS-CF

OPS-CM

front view



.032 stock

tab size

.250"

.250"

Butt Connectors

OPS-C



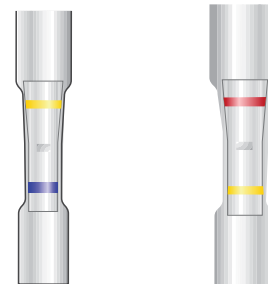
For a 60pc. jar
order part #
OPS-C-JAR



Step Down Connectors

OPS-SD-1610

OPS-SD-128



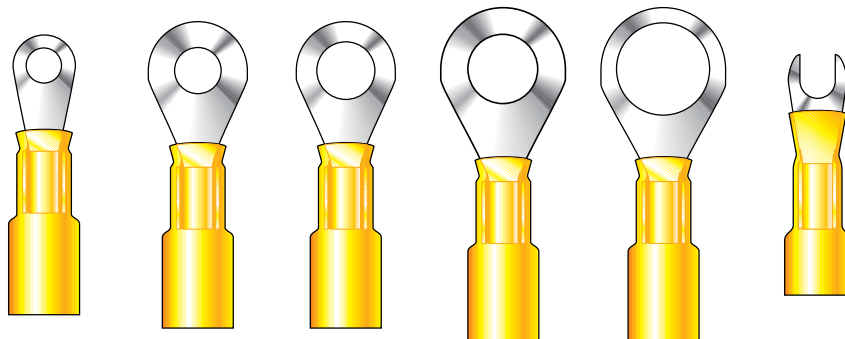
12-10ga. to 16-14ga. 8ga. to 12-10ga.

For 225 pieces of our most popular clear terminals, check out our Opti-Seal Clear Adhesive Lined Shrink Terminal Kit (OPTI-MSK-24).

For the perfect crimp on these terminals, you need the TR-50 crimper, located on page 435 of the TSC catalog.

12-10 Gauge: Solder / Shrink Adhesive Lined Terminals

SSC-228-10 SSC-230-14 SSC-230-56 SSC-240-38 SSC-201-12 SSC-241-10



.040 stock

stud size #10 1/4" 5/16" 3/8" 1/2" #10

We offer our most popular solder / shrink terminals in a convenient 240 piece kit, our Solder Terminal Kit (SOLDER-T-KIT).

The only tool needed for installation is a heat source. To see our wide variety of torches, go to page 444.

Our solder / shrink terminals are rated at 600V & are UL listed.

Easy installation with pre-measured solder takes the guess work out of the soldering process. Solder contains rosin flux.

The solder melting temp is 295°F. Shrink tubing is adhesive lined & it's temp range is -67°F to 230°F.

Fully Insulated
Quick Disconnect **Quick Disconnects**
 SSC-850 SSC-2143 SSC-MCT

Butt Connector
 SSC-1210

front view



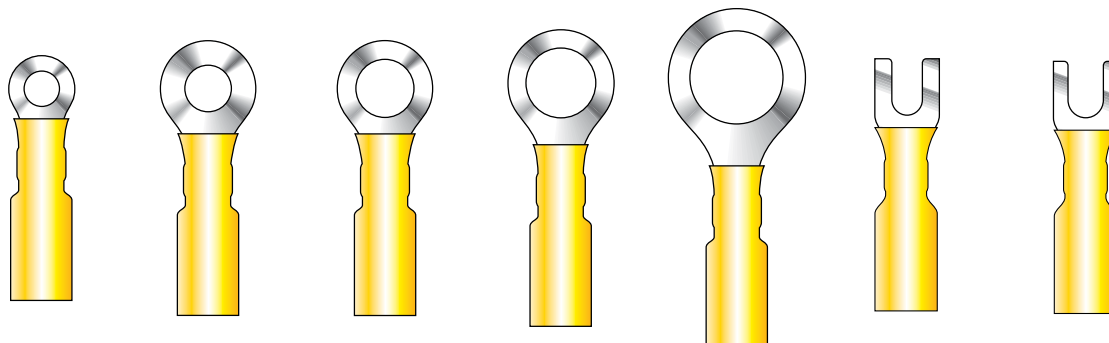
.040 stock

tab size .250" .250" .250"

.040 stock

12-10 Gauge: Crimp / Solder / Shrink Adhesive Lined Terminals

KSC-41-10 KSC-41-14 KSC-41-56 KSC-41-38 KSC-41-12 KSC-42-08 KSC-42-10



.038 stock

stud size #10 1/4" 5/16" 3/8" 1/2" #8 #10

12-10 Gauge: Crimp / Solder / Shrink Adhesive Lined Terminals, cont'd

	Fully Insulated - Quick Disconnect -			Butt - Connector -		
	Quick Disconnects	Quick Disconnects	Quick Disconnects	Step Down Connectors	Step Down Connectors	Step Down Connectors
	KSC-850	KSC-4120	KSC-MCT	KSC-1210	KSCB-646	KSDC-108
front view						
.038 stock						
tab size	.250"	.250"	.250"	12-10ga. to 16-14ga. 8ga. to 12-10ga.		

Shrink temperature is 275°F.	This terminal line features the reliability of a mechanical crimp with the strength & conductivity of solder.	Only a heat source is needed for installation. See all of the torches we offer on page 444.
For a wide range of terminals in one box, check out our 190 piece Crimp / Solder / Shrink Terminal Kit (KSS-KIT-LG).		For best installation results, we recommend crimper PA-1308 on page 435 & a torch from page 444.

12-10 Gauge: Nylon Terminals w/ Support Sleeve

	C-536-06	C-528-06	C-536-08	C-528-08	C-528-10	C-530-14	C-530-56	Our terminals are made with 100% electrolytic copper because of its very high conductive properties. They are then electroplated with tin for corrosion resistance.
.040 stock								
stud size	#6	#6	#8	#8	#10	1/4"	5/16"	
	C-540-38	C-501-76	C-501-12	C-511-10	C-541-06	C-541-08	C-541-10	
.040 stock								
stud size	3/8"	7/16"	1/2"	#10	#6	#8	#10	

12-10 Gauge: Nylon Terminals w/ Support Sleeve, cont'd

	Flange Spades			Block Spades		
	C-517-06	C-517-08	C-517-10	C-5105-06	C-5105-08	C-5105-10
<i>.040 stock</i>						
<i>stud size</i>	#6	#8	#10	#6	#8	#10

Snap spade terminals are an excellent choice when removing the entire fastener is impractical or when used as a temporary connection.

Need the perfect tool? Check out our PA-8021 on page 435.

Be sure to check the front view of your **fully insulated connectors** before ordering. Some manufacturers designs may vary. If you don't see what you need here, let us know!

	Snap Spades		
	C-8710-06	C-8718-08	C-8719-10
<i>.040 stock</i>			
<i>stud size</i>	#6	#8	#10

	Quick Disconnects				
	P-8139	P-8142*	C-572*	MCT-5C	CP-808
<i>.020 stock</i>		<i>.032 stock</i>			
<i>tab size</i>	.187"	.250"	.250"	.250"	.375"

*These terminals accept 14-12ga.

	Fully Insulated Quick Disconnects w/o Support Sleeve			
	C-850	MCT-C-850	C-2265	C-2264
<i>front view</i>				
<i>.032 stock</i>				
<i>tab size</i>	.250"	.250"	.250"	.250"

To perfectly crimp our nylon terminals *without* a support sleeve, you will need PA-1308, located on page 435.

12-10 Gauge: Nylon Terminals w/ Support Sleeve, cont'd

Fully Insulated Quick Disconnects

	73F-250-32-NBL	73M-250-32-NBL	C-5265	C-5264
front view				
.032 stock				
tab size	.250"	.250"	.250"	.250"

Fully Insulated Female Flag Quick Disconnects

	C-975
inside	
outside	
.032 stock	
tab size	.250"

Parallel Connector

	CSN-303
.040 stock	

Butt Connector

	CSN-346
.040 stock	

Butted Seam Funnel Entry Butt Connector

	C-946-DK

Aircraft Window Splice

	CW-544

Moisture Resistant Butt Connector

	C-500-G

Heavy Duty Butt Connector

	C-846

Cool Seal Butt Connector

	COOLSEAL-C

Funnel entry butt connectors are the perfect solution when using wire with thick insulation, such as our GXL wire on page 111.




Aircraft window splices are ideal for connections that need regular inspections. These conform to military spec #MIL-T-7928/5.

Moisture resistant butt connectors are filled with an anti-corrosive grease to keep the elements out of the terminal barrel.









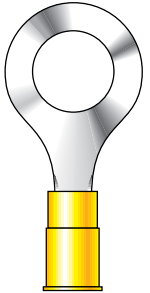
Heavy duty butt connectors have extra heavy insulation for high vibration situations where a strong strain relief is needed.

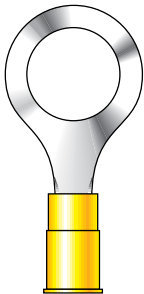


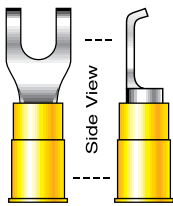
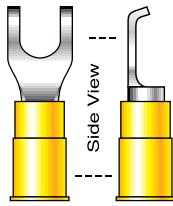
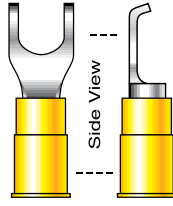
A Cool Seal® butt connector is a heatless & solderless, fully sealed connection. Activate the sealant by simply crimping the terminal.

12-10 Gauge: Nylon Terminals w/ Support Sleeve, cont'd

	• Piggy Back Terminal •	— Fully Insulated Piggy Back Terminal —	— Pin Terminal —	Piggy back terminals work with one female & one male quick disconnect terminal. See page 33-34 for all of your quick disconnect options in 12-10ga. nylon.
	PBT-2C	FIPBT-2C	TMDNTC-550	
				
<u>.032 stock</u> tab size	.250"	.250"	diameter .12"	

12-10 Gauge: PVC Terminals






	C-236-06	C-228-06	C-236-08	C-228-08	C-228-10	C-230-14	C-230-56	C-240-38	C-201-76
									
<u>.040 stock</u> stud size	#6	#6	#8	#8	#10	1/4"	5/16"	3/8"	7/16"

	— Flange Spade —					
	C-201-12	C-241-06	C-241-10	C-217-06	C-217-08	C-217-10
						
<u>.040 stock</u> stud size	1/2"	#6	#10	#6	#10	#10



12-10 Gauge: PVC Terminals, cont'd

Snap spade terminals are an excellent choice when removing the entire fastener is impractical or when used as a temporary connection.



Block Spades Snap Spades

	C-2105-08	C-2105-10	C-2710-06	C-2718-08	C-2719-10
<i>.040 stock</i>					
<i>stud size</i>	#8	#10	#6	#8	#10



Quick Disconnects

	C-272	CP-814
<i>.032 stock</i>		
<i>tab size</i>	.250"	.250"



Parallel Connector Butt Connector

	C-203	C-246
<i>.040 stock</i>		


Step Down Connectors

	CB-646	DC-654
<i>.040 stock</i>		
	12-10 to 16-14ga.	8ga. to 12-10ga.


Vinyl Step Down Connectors

	NCB-646	NDC-654
<i>.040 stock</i>		
	12-10 to 16-14ga.	8ga. to 12-10ga.








Pin Terminal







	TMETC-550
<i>.040 stock</i>	
<i>diameter</i>	.12"

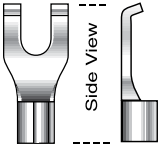
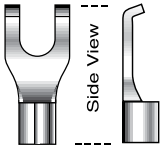






The step down connectors beginning with N "step down" using ends that are true wire gauges & are crimped with two different sized dies. Our standard step down connectors "step down" using a sleeve in one end of the connector to fit the smaller wire gauge & are crimped with a die matching the larger wire gauge.









12-10 Gauge: Non-Insulated Terminals

	C-336-06	C-328-06	C-336-08	C-328-08	C-328-10	C-330-14	C-330-56
							
<i>.040 stock</i>							
<i>stud size</i>	#6	#6	#8	#8	#10	1/4"	5/16"

	C-340-38	C-301-76	C-301-12	C-111-10	C-141-06	C-341-10
						
<i>.040 stock</i>						
<i>stud size</i>	3/8"	7/16"	1/2"	#10	#6	#10

	Flange Spades			Block Spades			Snap Spades	
	C-117-08	C-117-10	C-1105-06	C-1105-08	C-1105-10	C-1710-06	C-1718-08	C-1719-10
								
<i>.040 stock</i>								
<i>stud size</i>	#8	#10	#6	#8	#10	#6	#8	#10

	Butted Seam Quick Disconnects				Flag Female Quick Disconnects		
	P-1139*	P-1142*	C-172	MCT-1C	B-175-ETC*	C-1012	
							
<i>.032 stock</i>					<i>.032 stock</i>		
<i>tab size</i>	.187"	.250"	.250"	.250"	<i>tab size</i>	.250"	.250"

*These terminals accept 14-12ga.

Snap spade terminals are an excellent choice when removing the entire fastener is impractical or when used as a temporary connection.

The suggested crimper for non-insulated terminals is the WT-111M, located on page 435. For flag terminals, try our new flag terminal crimping die CT-300-071 w/ handle PA-8000 on page 438.

12-10 Gauge: Non-Insulated Terminals, cont'd

Shrink tubing is recommended when using non-insulated terminals in corrosive & high vibration applications. See pages 414-417 for our wide selection.

The suggested crimper for non-insulated terminals is the WT-111M, located on page 436.

The **step down connectors** beginning with N "step down" using ends that are true wire gauges & are crimped with two different sized dies. Our standard step down connectors "step down" using a sleeve in one end of the connector to fit the smaller wire gauge & are crimped with a die matching the larger wire gauge.

— Parallel Connector —

CS-303



.040 stock

— Butt Connector —

CS-346




— Step Down Connectors —

CB-346

NCB-346

DC-354

NDC-354



.040 stock

12-10 to 16-14ga.

12-10 to 16-14ga.

8 to 12-10ga.

8 to 12-10ga.

— Butted Seam Flag Terminals —

C-144-08

C-144-10

— Pin Terminal —

TC-550



.040 stock

stud size

#8

#10

diameter

.12"

12-10 Gauge: Non-Insulated HIGH TEMP Terminals

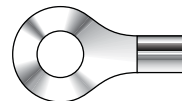
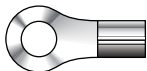
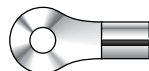
- All high temp terminals are nickel plated steel alloy

CS-28-06

CS-28-08

CS-28-10

CS-30-14



.040 stock

stud size

#6

#8

#10

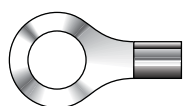
1/4"

CS-30-56

CS-40-38

— Butt Connector —

CS-46



.040 stock

stud size

5/16"

3/8"

.040 stock

For an assortment of high temp terminals, order our High Temp Terminal Kit (HTT-KIT-SM).

The suggested crimper for non-insulated terminals is the WT-111M, located on page 436.


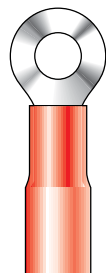
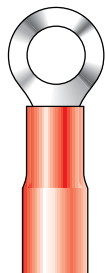
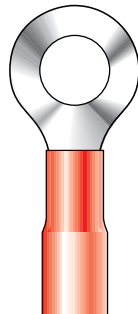
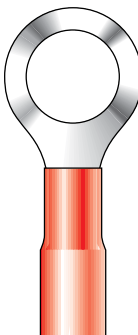
Our **high temp terminals** are made from a nickel plated steel alloy, rated up to 900°F.




Check out page 112 to see our selection of Tefzel high temp wire.

8 Gauge Terminals


- All terminals are copper with tin electroplate, unless otherwise noted
- All of our 8ga. terminals are shown actual size
- Most of these terminals are sold in packages of 25, please inquire for details

8 Gauge: Adhesive Lined Shrink Terminals

	SD-810	SD-814	SD-8516	SD-838	SD-812	
						For proper termination of our adhesive lined shrink terminals, first, use an insulated crimping tool (not an anvil die). Then, apply heat to melt the tubing & adhesive.
.045 stock						
stud size	#10	1/4"	5/16"	3/8"	1/2"	For the heavy duty version of our 8ga. shrink terminals, see page 42.

Butt Connector	Step Down Connectors	
SD-8	SDC-108	NSDC-108
		
.045 stock	8ga. to 12-10ga.	8ga. to 12-10ga.

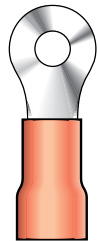
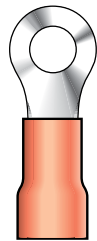
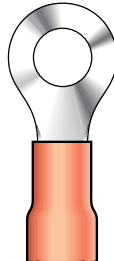
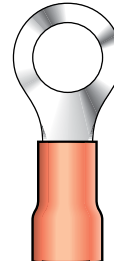
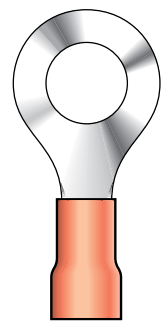
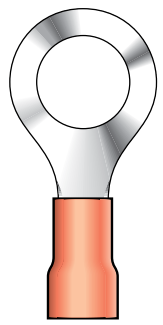
The step down connectors beginning with NS "step down" using ends that are true wire gauges & are crimped with two different sized dies. Our standard step down connectors "step down" using a sleeve in one end of the connector to fit the smaller wire gauge & are crimped with a die matching the larger wire gauge.



8 Gauge: Nylon Terminals

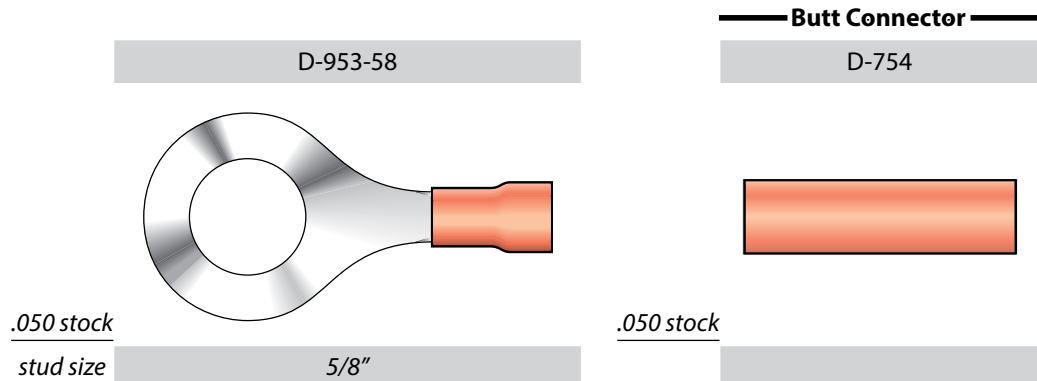
For a wide range of nylon terminals in one box, check out our Auto Nylon Terminal Kit (AUTO-KIT-LG-N) on page 424.

The suggested crimpers for these terminals are the TS-1080 & TS-1090, located on page 437.

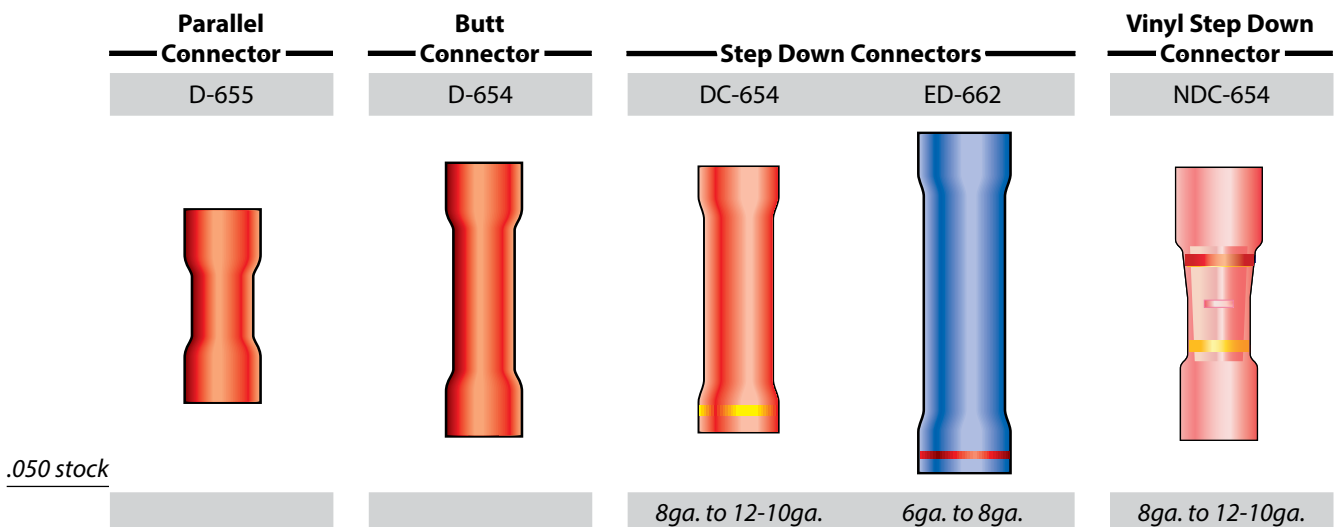
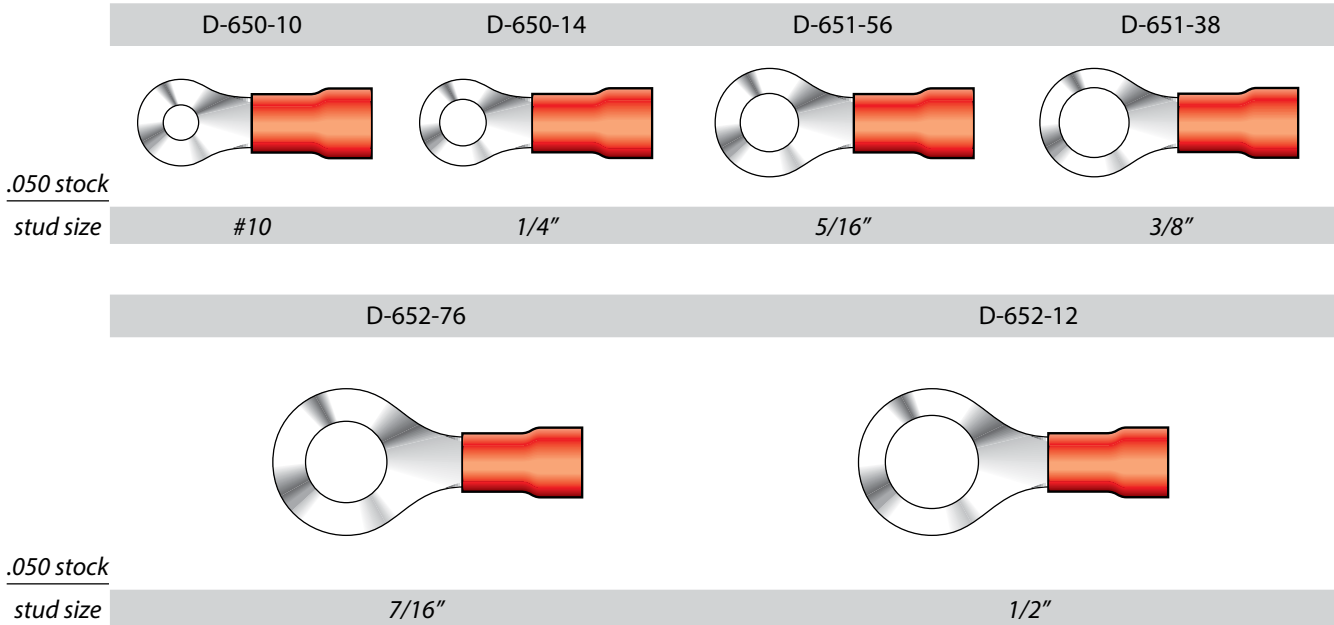
	D-950-10	D-950-14	D-951-56	D-951-38	D-952-76	D-952-12
						
.050 stock						
stud size	#10	1/4"	5/16"	3/8"	7/16"	1/2"

8 Gauge: Nylon Terminals, cont'd

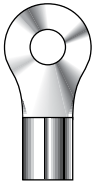
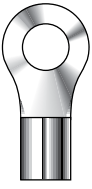


Our terminals are made with 100% electrolytic copper because of its very high conductive properties, then tin electroplated for corrosion resistance.






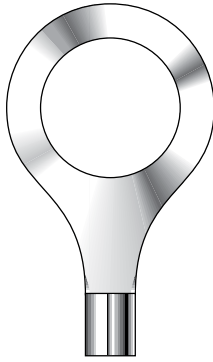
8 Gauge: PVC Terminals








8 Gauge: Non-Insulated Terminals

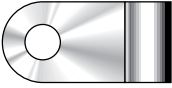
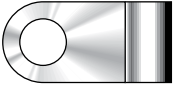
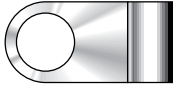
	D-350-10	D-350-14	D-351-56	D-351-38
				
<i>.050 stock</i>				
<i>stud size</i>	#10	1/4"	5/16"	3/8"

Shrink tubing is recommended when using non-insulated terminals in corrosive & high vibration applications. See pages 414-417 for our wide selection.

	D-352-76	D-352-12	D-353-58	D-353-34
				
<i>.050 stock</i>				
<i>stud size</i>	7/16"	1/2"	5/8"	3/4"

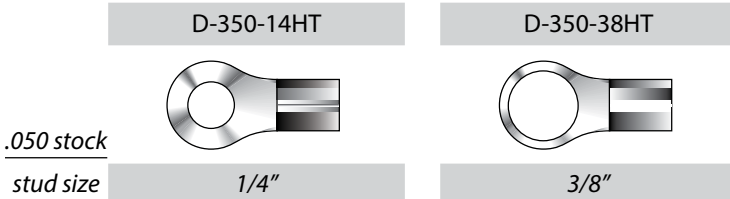
Parallel Connector	Butt Connector	Step Down Connectors		
D-355	D-354	DC-354	NDC-354	ED-362
				
<i>.050 stock</i>				
		8 to 12-10ga.	8 to 12-10ga.	6 to 8ga.

The **step down connectors** beginning with N "step down" using ends that are true wire gauges & are crimped with two different sized dies. Our standard step down connectors "step down" using a sleeve in one end of the connector to fit the smaller wire gauge & are crimped with a die matching the larger wire gauge.

Butted Seam Flag Terminals			
D-10-F	D-14-F	D-56-F	
			
<i>.040 stock</i>			
<i>stud size</i>	#10	1/4"	5/16"

8 Gauge: Non-Insulated HIGH TEMP Terminals

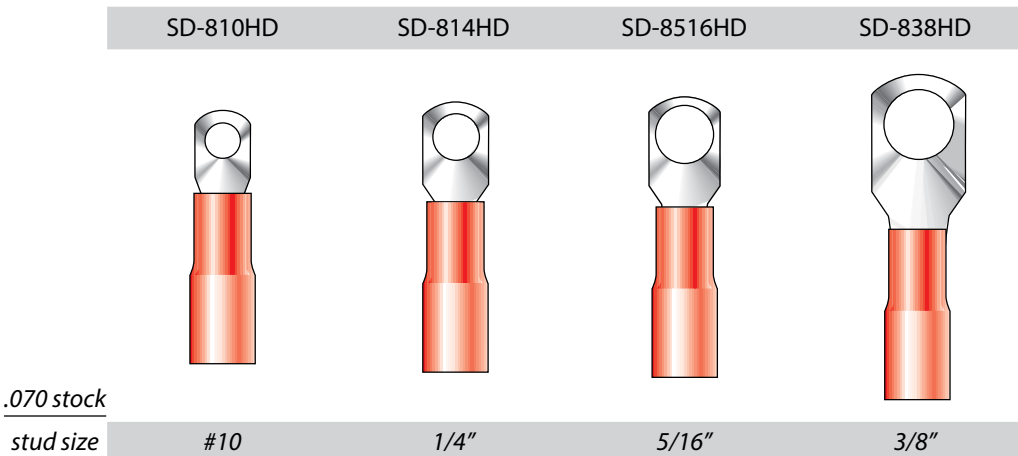
- All high temp terminals are nickel plated steel alloy



For an assortment of our non-insulated high temp terminals in a variety of sizes, order our High Temp Terminal Kit (HTT-KIT-SM).

Our **high temp terminals** are rated up to 900°F.

8 Gauge: Adhesive Lined Shrink HEAVY DUTY Terminals



Our **heavy duty 8ga. shrink terminals** are similar to our tinned BCL Lugs located on page 96.

Ratchet Crimper & Die Kits

If you're looking for a tool to crimp most of the terminals you see in this section, you can't go wrong with the TR-50. It comes in two different kits, with the crimper and without, so you can get exactly what you need.

Both kits include:

- T-DIE-4C: die for double crimping 26-10ga. insulated terminals
- T-DIE-13C: die for crimping insulated closed end connectors
- T-DIE-3F: die for crimping insulated flag terminals
- T-DIE-38: die for crimping open barrel terminals
- T-DIE-38-L: locator used with T-DIE-38
- Custom plastic storage box

The TR-50-KIT-1 kit also includes:

- TR-50 crimper w/ die for single crimping 22-8ga. insulated terminals

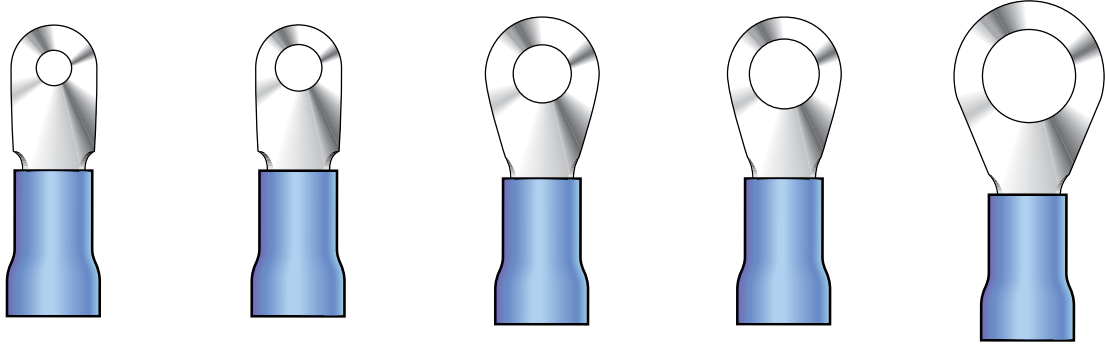


Part Number	Description	Pieces
TR-50-KIT-1	Kit w/ crimper & crimping dies in custom case	6
TR-50-KIT-2	Kit w/ crimping dies only (no crimper) in custom case	5
TR-50	Crimper w/ 22-8ga. crimping die (no case)	1

6 Gauge Terminals


- All terminals are copper with tin electroplate, unless otherwise noted
- All of our 6ga. terminals are shown actual size
- Most of these terminals are sold in packages of 25, please inquire for details

6 Gauge: Nylon Terminals

E-960-10	E-960-14	E-957-56	E-957-38	E-958-12		
						
<i>.057 stock</i>	<i>stud size</i>	#10	1/4"	5/16"	3/8"	1/2"

Butt Connector

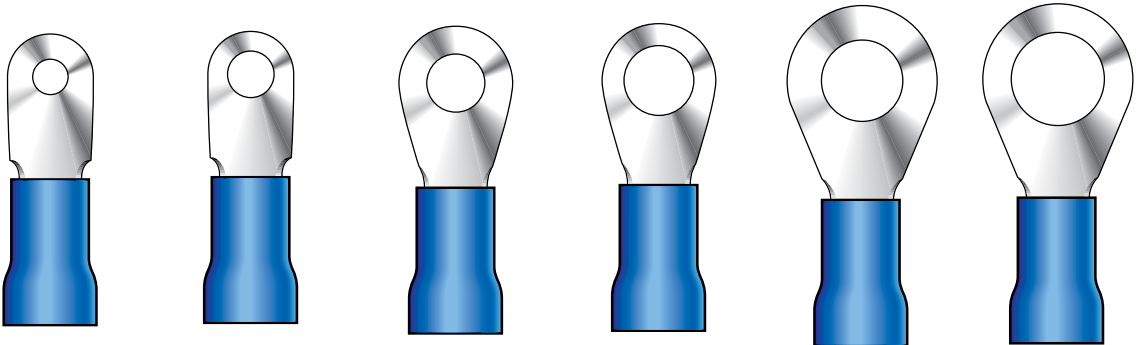
E-762



.057 stock

For best crimping results, we recommend crimpers TS-1080 or TS-1090 for use with all of our 6 gauge terminals. See page 437 for more info on these & others.


6 Gauge: PVC Terminals

E-660-10	E-660-14	E-657-56	E-657-38	E-658-76	E-658-12		
							
<i>.057 stock</i>	<i>stud size</i>	#10	1/4"	5/16"	3/8"	7/16"	1/2"

6 Gauge: PVC Terminals, cont'd


Parallel Connector

E-661




Butt Connector

E-662



Step Down Connector

ED-662



Step down connectors are used to connect wires of different gauge sizes. They can also be a substitute for 3-way "Y" connectors when connecting three wires.

.057 stock

6ga. to 8ga.

6 Gauge: Non-Insulated Terminals

E-360-10



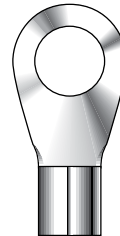
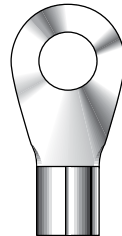
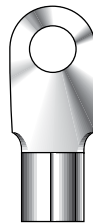
E-360-14

E-357-56

E-357-38

E-358-76

E-358-12



.057 stock

stud size

#10

1/4"

5/16"

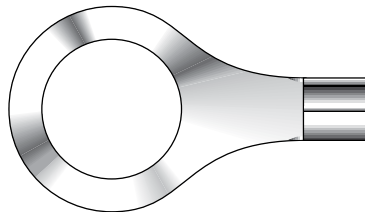
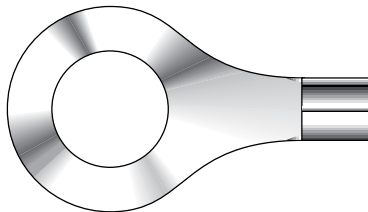
3/8"

7/16"

1/2"

E-359-58

E-359-34



.057 stock

stud size

5/8"

3/4"

For best crimping results, we recommend crimpers TS-1080 or TS-1090 for use with all of our 6 gauge terminals. See page 437 for more info on these & others.


Parallel Connector

E-361




Butt Connector

E-362



Step Down Connector

ED-362

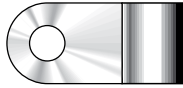
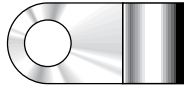
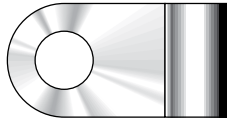


When crimping a **step down connector**, use a die that matches the larger gauge on both ends.

.057 stock

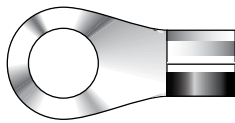
6ga. to 8ga.

6 Gauge: Non-Insulated Terminals, cont'd

Butted Seam Flag Terminals			
	E-10-F	E-14-F	E-56-F
			
<i>.050 stock</i>			
<i>stud size</i>	#10	1/4"	5/16"

6 Gauge: Non-Insulated HIGH TEMP Terminals

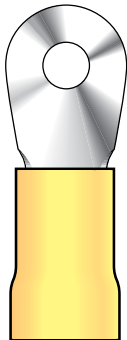
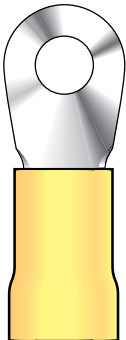
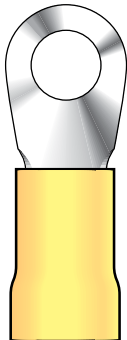
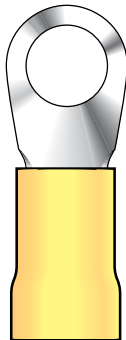
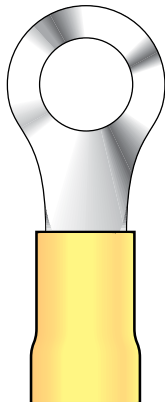
- All high temp terminals are nickel plated steel alloy

	E-357-38HT	
		Our high temp terminals are rated up to 900°F.
<i>.057 stock</i>		
<i>stud size</i>	3/8"	

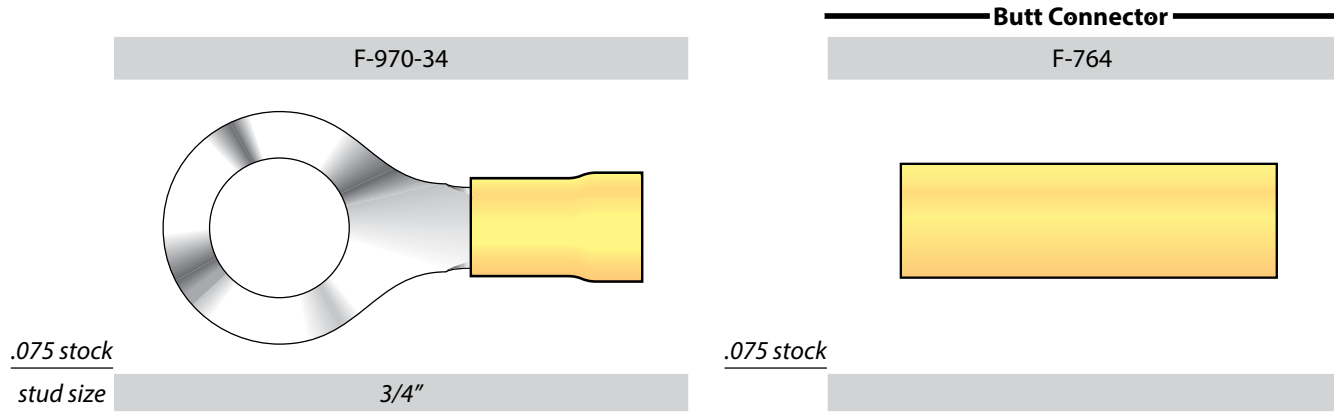
4 Gauge Terminals

- All terminals are copper with tin electroplate, unless otherwise noted
- All of our 4ga. terminals are shown actual size
- Most of these terminals are sold in packages of 25, please inquire for details

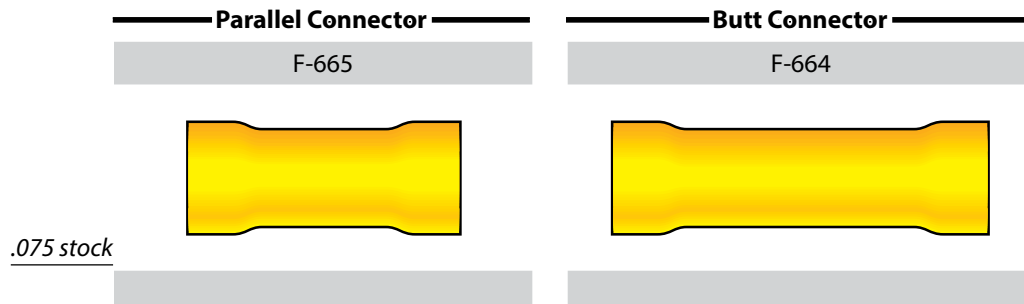
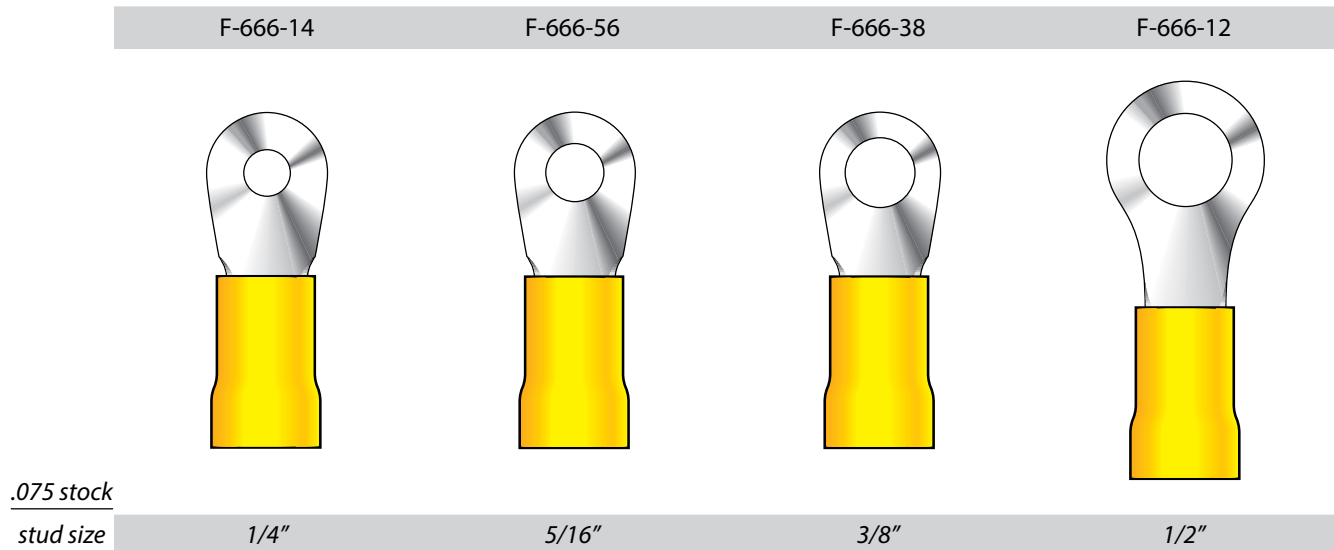
4 Gauge: Nylon Terminals

	F-966-14	F-966-56	F-966-38	F-966-76	F-969-12
					
<i>.075 stock</i>					
<i>stud size</i>	1/4"	5/16"	3/8"	7/16"	1/2"

4 Gauge: Nylon Terminals, cont'd

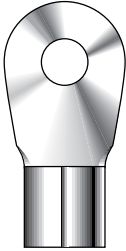
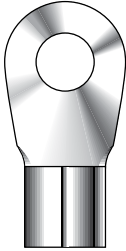
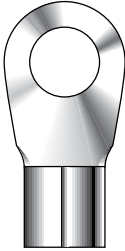
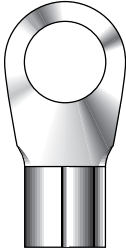
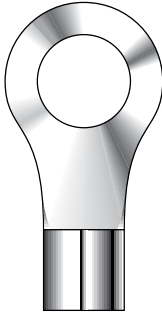



4 Gauge: PVC Terminals

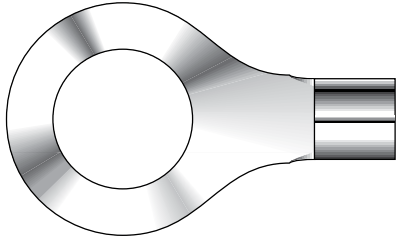




For best crimping results, we recommend crimpers TS-1080 or TS-1090 for use with all of our 4 gauge terminals. See page 437 for more info on these & others.

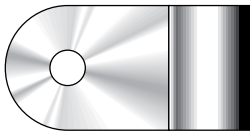
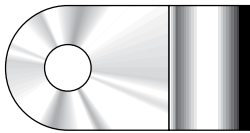
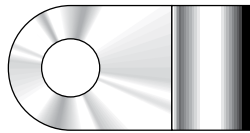
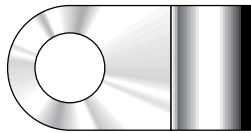
4 Gauge: Non-Insulated Terminals

	F-366-14	F-366-56	F-366-38	F-366-76	F-366-12	F-370-58	
							
<i>.075 stock</i>	<i>stud size</i>	1/4"	5/16"	3/8"	7/16"	1/2"	5/8"

Shrink tubing is recommended when using non-insulated terminals in corrosive & high vibration applications. See pages 414-417 for our wide selection of shrink tube & page 444 for the heat source to complete the package.

	F-370-34	Parallel Connector F-365	Butt Connector F-364
			
<i>.075 stock</i>	<i>stud size</i>		
	3/4"		

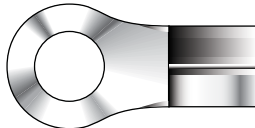
Butted Seam Flag Terminals

	F-10-F	F-14-F	F-56-F	F-38-F	
					
<i>.071 stock</i>	<i>stud size</i>	#10	1/4"	5/16"	3/8"

4 Gauge: Non-Insulated HIGH TEMP Terminals

- All high temp terminals are nickel plated steel alloy

Our **high temp terminals** are rated up to 900°F.

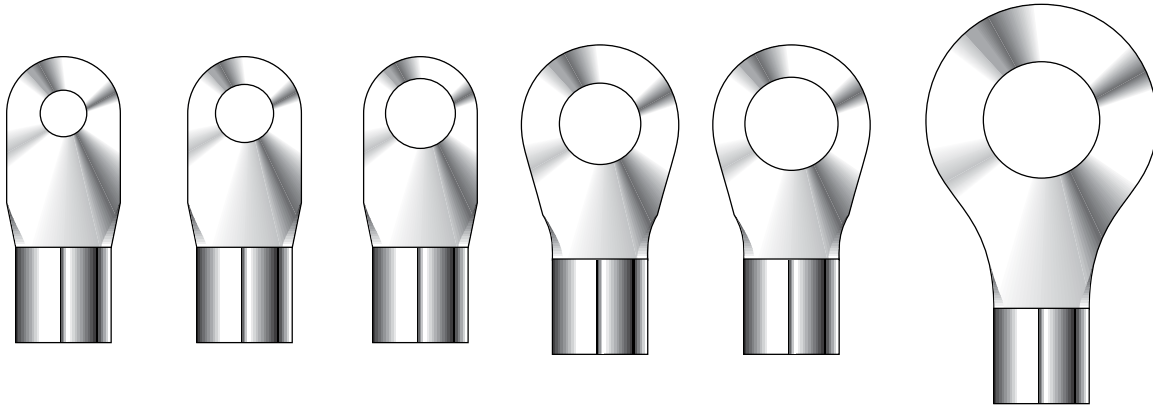
	F-366-38HT
	
<i>.075 stock</i>	<i>stud size</i>
	3/8"

2 Gauge Terminals

- All terminals are copper with tin electroplate
- All of our 2ga. terminals are shown actual size
- Most of these terminals are sold in packages of 25, please inquire for details

2 Gauge: Non-Insulated Terminals

G-375-14 G-375-56 G-375-38 G-374-76 G-374-12 G-377-58



.075 stock


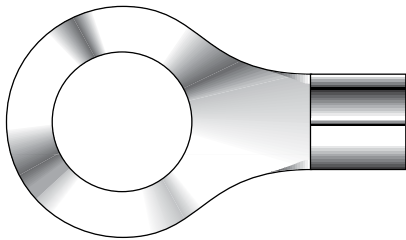
stud size 1/4" 5/16" 3/8" 7/16" 1/2" 5/8"

Parallel Connector **Butt Connector**

G-377-34

G-373

G-372



.075 stock

stud size 3/4"

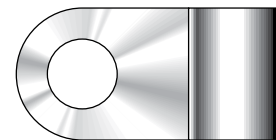
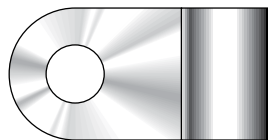
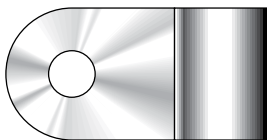
Shrink tubing is recommended when using non-insulated terminals in corrosive & high vibration applications. See pages 414-417 for our wide selection. When using shrink tubing, don't forget to check out our heat sources on page 444.

Butted Seam Flag Terminals

G-14-F

G-56-F

G-38-F



.071 stock

stud size 1/4" 5/16" 3/8"

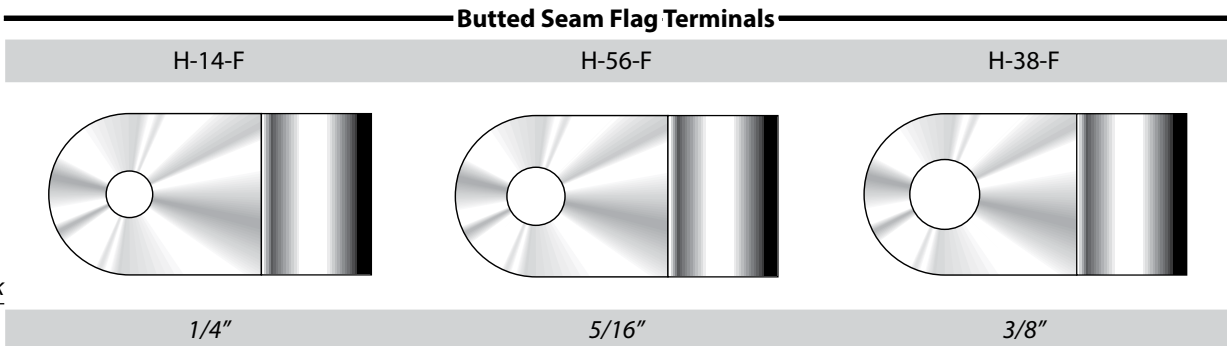
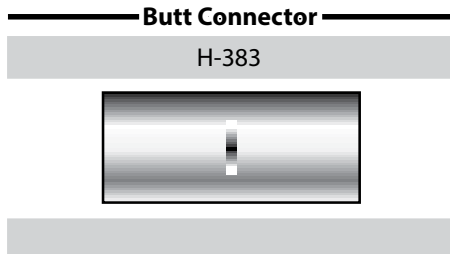
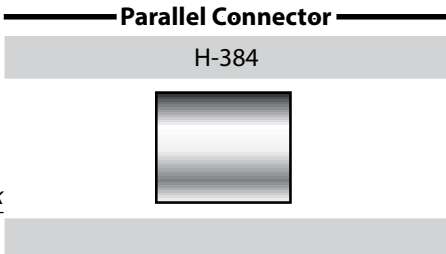
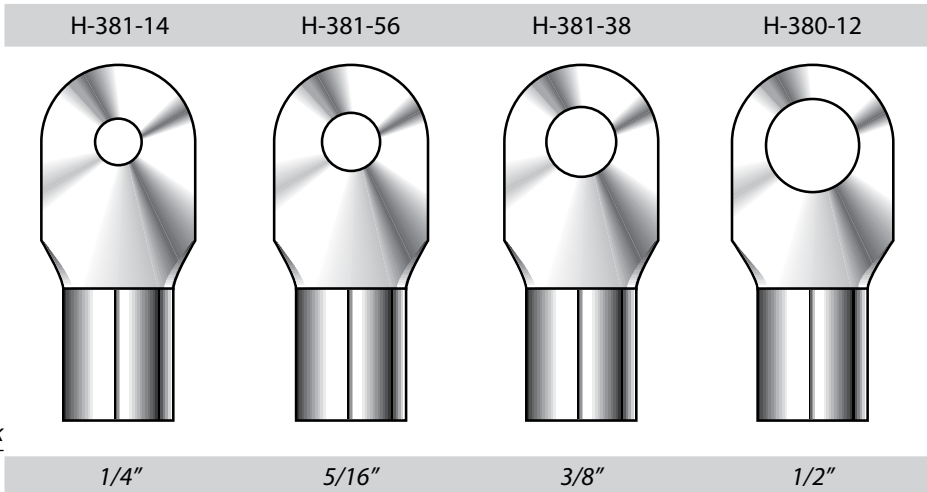
1/0 Gauge Terminals

- All terminals are copper with tin electroplate
- All of our 1/0ga. terminals are shown actual size
- Most of these terminals are sold in packages of 25, please inquire for details

1/0 Gauge: Non-Insulated Terminals

Our 2 gauge, 1/0 gauge & 2/0 gauge terminals are also available with nylon or PVC insulation. For details & available sizes, contact your local sales rep or customer service.

For best crimping results, we recommend crimpers TS-1080 or TS-1090 for use with all of our large gauge terminals. See page 437 for more info on these & other tooling options.



2/0 Gauge Terminals

- All terminals are copper with tin electroplate
- All of our 2/0ga. terminals are shown actual size
- Most of these terminals are sold in packages of 10, please inquire for details

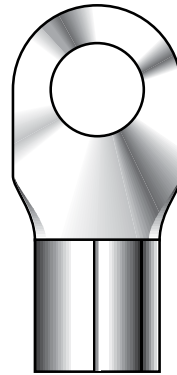
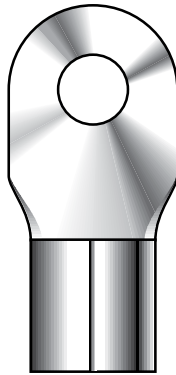
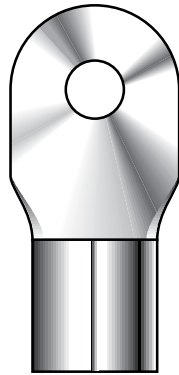
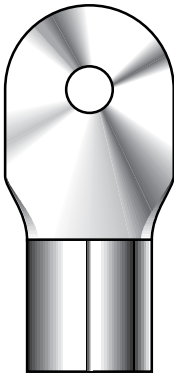
2/0 Gauge: Non-Insulated Terminals

J-385-14

J-385-56

J-385-38

J-385-12



.083 stock
stud size

1/4"


5/16"

3/8"

1/2"


Parallel Connector

J-389



Butt Connector

J-388



.083 stock

The suggested crimper for our 2/0, 3/0 & 4/0 gauge non-insulated terminals is the TS-1090, located on page 437.



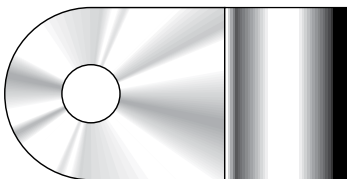
Shrink tubing is recommended when using non-insulated terminals in corrosive & high vibration applications. See pages 379 & 380 for our wide selection. And don't forget to check out our heat sources on pages 443-444.

Butted Seam Flag Terminals

J-56-F

J-38-F

J-12-F



.079 stock
stud size

5/16"

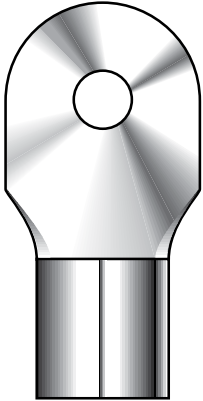
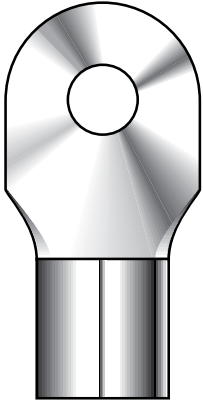
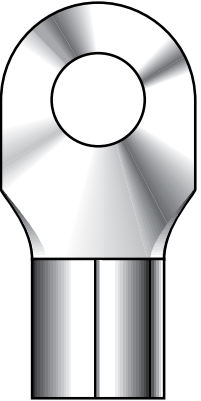
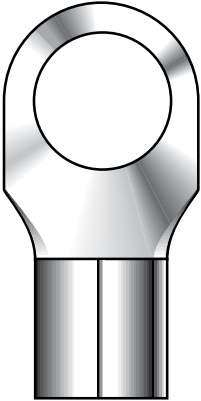
3/8"


1/2"

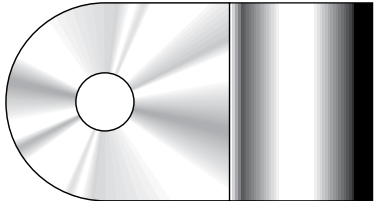
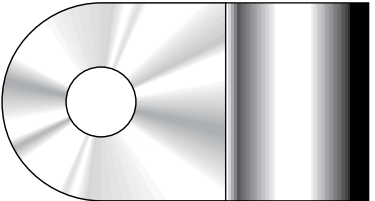
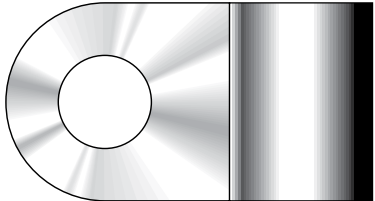
3/0 Gauge Terminals

- All terminals are copper with tin electroplate
- All of our 3/0ga. terminals are shown actual size
- Most of these terminals are sold in packages of 10, please inquire for details

3/0 Gauge: Non-Insulated Terminals

K-390-56	K-390-38	K-390-12	K-390-34
			
<i>.095 stock</i> stud size 5/16"	<i>.095 stock</i> stud size 3/8"	<i>.095 stock</i> stud size 1/2"	<i>.095 stock</i> stud size 3/4"

Parallel Connector	Butt Connector
K-394	K-393
	
<i>.095 stock</i>	<i>.095 stock</i>

Butted Seam Flag Terminals		
K-56-F	K-38-F	K-12-F
		
<i>.090 stock</i> stud size 5/16"	<i>.090 stock</i> stud size 3/8"	<i>.090 stock</i> stud size 1/2"

4/0 Gauge Terminals

- All terminals are copper with tin electroplate
- All of our 4/0ga. terminals are shown actual size
- Most of these terminals are sold in packages of 10, please inquire for details

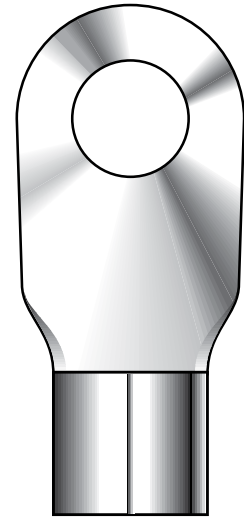
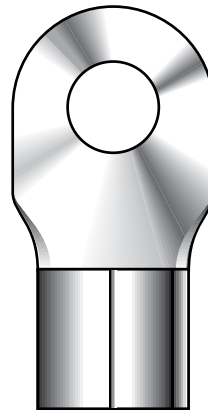
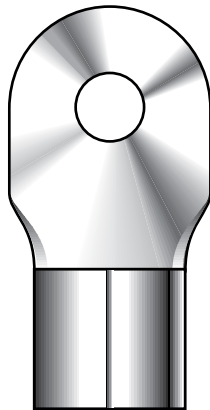
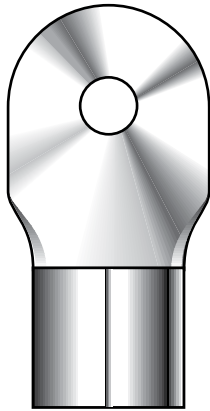
4/0 Gauge: Non-Insulated Terminals

L-395-56

L-395-38

L-395-12

L-398-58



.110 stock

stud size

5/16"

3/8"

1/2"

5/8"



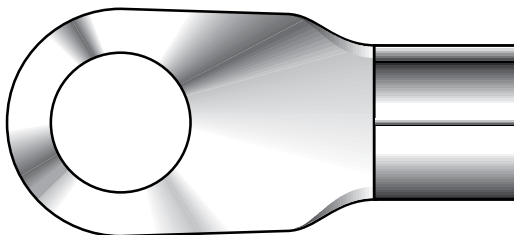
-Parallel Connector-

Butt Connector

L-398-34

L-379

L-378



.110 stock

stud size

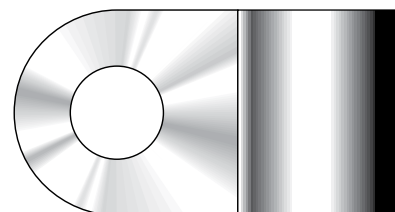
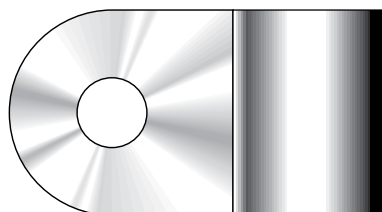

3/4"

Butted Seam Flag Terminals

L-56-F

L-38-F

L-12-F



.102 stock

stud size

5/16"









3/8"

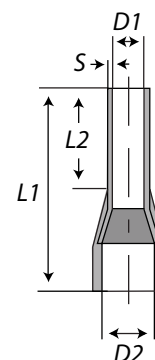
1/2"

Wire Ferrules








- All of our wire ferrules are shown actual size
- Wire ferrules sold in packages of 100
- All wire ferrules shown are ROHS Compliant, UL Listed & REACH Certified
- Tin-plated copper
- Max operating temp: 230°F

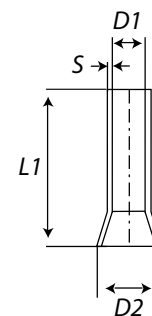
Wire Ferrules: Nylon Insulated

	Part Number	Wire Gauge	S (mm)	L2 (mm)	L1 (mm)	D1 (mm)	D2 (mm)	Color
	FRL-24N	24	0.15	6.0	10.4	.85	2.0	Aqua
	FRL-22N	22	0.15	8.0	14.0	1.0	2.6	White
	FRL-20N	20	0.15	8.0	14.0	1.2	3.0	Blue
	FRL-18N	18	0.15	8.0	14.4	1.4	2.8	Red
	FRL-16N	16	0.15	8.0	14.5	1.7	3.8	Black
	FRL-14N	14	0.15	8.0	15.0	2.2	4.7	Gray
	FRL-12N	12	0.15	10.0	17.7	2.8	4.8	Orange
	FRL-10N	10	0.15	12.0	20.0	3.5	6.3	Green



Wire Ferrules: Non-Insulated

	Part Number	Wire Gauge	S (mm)	L1 (mm)	D1 (mm)	D2 (mm)
	FRL-22	22	0.15	6.0	1.0	2.1
	FRL-20	20	0.15	6.0	1.2	2.3
	FRL-18	18	0.15	6.0	1.4	2.5
	FRL-16	16	0.15	7.0	1.7	2.8
	FRL-14	14	0.15	7.0	2.2	3.4
	FRL-12	12	0.2	9.0	2.8	4.0
	FRL-10	10	0.2	10.0	3.5	4.7



For the best results, use the Paladin crimpers PA-1648 (20-12ga.) & PA-1649 (10-6ga.), located on page 437, with both our insulated & non-insulated wire ferrules.





We have many other sizes of wire ferrules available, if you don't see what you're looking for, please give us a call.

For an assortment of insulated & non insulated wire ferrules, consider kits MWF-KIT-21 (with crimping tool) or MWF-KIT-21-WO (without crimping tool).

Wire Connectors






High Temp Porcelain Wire Connectors

- All of our high temp wire connectors are shown actual size
- 1900°F max temperature
- Rated at 300 volts max

	HI-1	HI-5	HI-7	HI-8
				
Min	2 to 4 - 18ga.	2 to 4 - 18ga.	2 to 5 - 18ga.	2 - 14ga.
Max	1 - 16ga. & 1 - 14ga.	2 - 18ga. & 1 - 14ga.	1 - 12ga. & 1 - 16ga.	3 - 14ga.

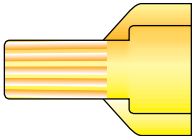
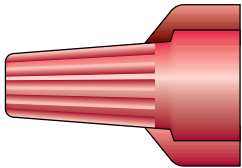
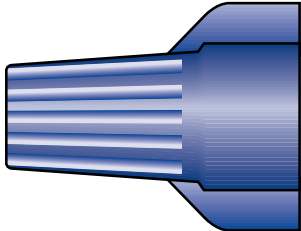
Wire Connectors

- UL Listed & CSA Certified
- All of our wire connectors are shown actual size.
- Thermoplastic
- 221°F max temperature
- TS-TWS-GRY & TS-TWS-BLU are rated at 300 volts max
- TS-TWS-ORG, TS-TWS-YEL & TS-TWS-RED are rated at 600 volts for buildings & 1000 volts max for signs or fixtures

	TS-TWS-GRY	TS-TWS-BLU	TS-TWS-ORG	TS-TWS-YEL	TS-TWS-RED
					
Min	1 - 20ga. & 1 - 22ga.	3 to 5 - 22ga.	3 - 18ga. & 2 - 22ga.	1 - 10ga. & 1 - 14ga.	2 - 14ga.
Max	2 - 16ga.	3 - 16ga.	2 - 14ga.	6 - 18ga.	3 - 16ga. or 3 - 10ga.

Winged Wire Connectors

- UL Listed & CSA Certified
- All of our wing nut wire connectors are shown actual size
- Thermoplastic
- 221°F max temperature
- Rated at 600 volts for buildings & 1000 volts max for signs or fixtures

	TS-WLS-YEL	TS-WLS-RED	TS-WLS-BLU
			
Min	2 - 18ga.	2 - 14ga.	3 - 12ga.
Max	3 - 12ga.	5 - 12ga.	1 - 6ga. & 2 - 8ga.


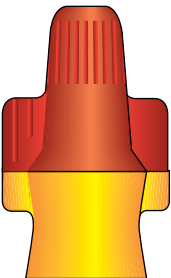
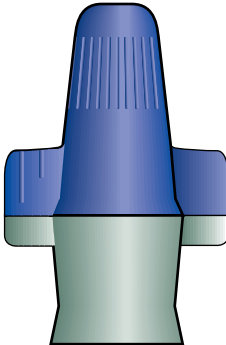
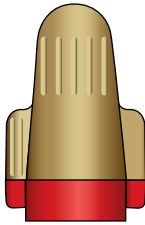
The quick spin wing design makes installing the last one as easy as installing the first one of the day with less stress on your fingers.

Skirted Winged Wire Connectors

- All of our skirted wing nut connectors are shown actual size
- Rated at 600 volts for buildings & 1000 volts max for signs or fixtures

Because of the increased wire range of the **O/B, R/Y & B/G**, you will always have the right one for the job, with less inventory to manage!




Skirted wire connector **T/R** is available in 25 or 50 packs, or in a convenient 750 piece jug. To order this larger quantity, just use part number T/R+JUG.

	O/B	R/Y	B/G	T/R
				
Min	2 - 22ga.	2 - 18ga.	4 - 14ga.	2 - 18ga.
Max	2 - 12ga.	2 - 8ga.	5 - 10ga.	5 - 12ga.

Sealed Waterproof Connectors





- All of our sealed waterproof connectors are shown actual size
- 221°F max temperature
- Pre-filled custom sealant locks out moisture & air between -45°F to 400°F
- UL 50 tested as rain tight / water tight
- Meets NEC Article 110-11 for use in all NEMA enclosures

Our sealed waterproof connectors replace electrical tape & heat shrink & eliminate the need for on-site assembly & multi-piece kits. Added ribs for easier twist-on applications.

	DI-102	DI-415	DI-636
			
Min	3 - 22ga.	6 - 22ga.	4 - 14ga.
Max	2 - 14ga.	4 - 14ga.	2 - 6ga. & 1 - 12ga.

Open Barrel Splices

- Open barrel splices are not shown actual size
- Perfect for crimping multiple wires
- Soldering after crimping is recommended

	12084688	00821240	01839906	2962985
				
Min	4 - 16ga. to 2-14ga.	2 - 14ga. to 2-12ga.	4 - 14ga. to 3-12ga.	4-12ga.
Max	6 - 18ga.	5 - 16ga.	8 - 16ga.	6 - 10ga.

Nylon Insulated Closed-End Connectors

- All of our closed end connectors are shown actual size
- Rated at 600 volts max

NC-2214



NC-2016



NC-1610



NC-1010



These have a smooth floored wire entry make for faster wire installation. Just insert wire & crimp for a rugged & resilient nylon insulator.

For the perfect crimp, use our Paladin crimper PA-1308, located on page 435.

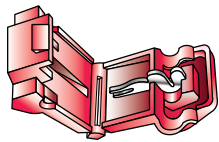
Min	2 - 22ga.	2 - 18ga.	2 - 16ga.	1 - 12ga. & 1 - 14ga.
Max	2 - 18ga.	1 - 16ga. & 1 - 18ga.	1 - 12ga. & 1 - 16ga.	1 - 10ga. & 1 - 14ga.

Female Tap Connectors, Self Stripping

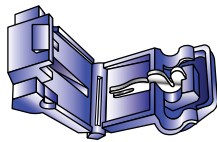
- UL Listed & CSA Certified
- All of our female tap connectors are shown actual size
- Designed for mid-span taps & can be disconnected



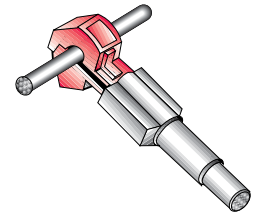
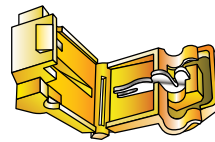
T-250R-TERMINAL



T-250



T-250Y



22-18ga.

MCT-A-850

16-14ga.

MCT-850

12-10ga.

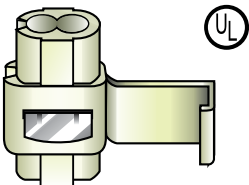
C-2264

works w/

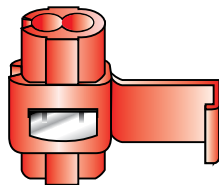
Displacement Connectors, Self Stripping

- Rated at 300 volts max
- Most are UL Listed

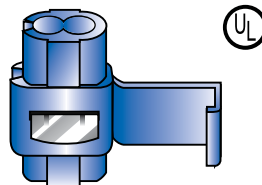
T-4




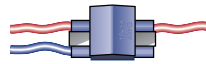
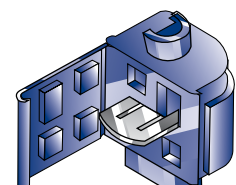
T-4A



T-4B



T-4BG



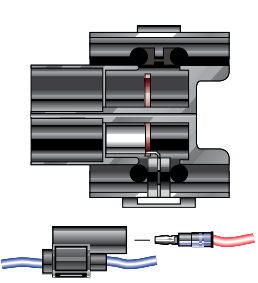
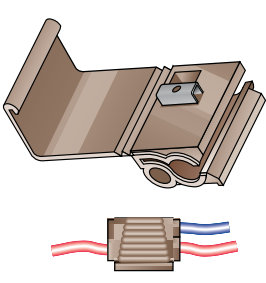
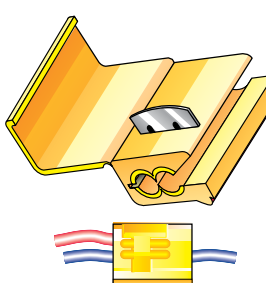
18-14ga.

22-14ga.
with stop

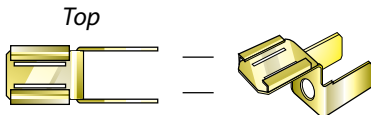


18-14ga.
with stop

18-14ga.
moisture resistant gel w/ stop

Displacement Connectors, Self Stripping, cont'd

T-5	T-6	T-7
		
18-14ga.	18-10ga. with stop	12-10ga. with stop

Disconnect Adapters



250-03Z	MMFA	VWA-O
		
converts 1 - .250" male tab to 2 male tabs	converts 1 - .250" male tab to 2 male tabs	two .250" male tabs bent at angles: 10° up & 120° back

Splicing Connectors

- Works w/ solid & stranded conductors
- Easily combine different wire sizes & types
- Rated: 450V; 32A

WG-412	WG-413	WG-415	WG-500	WG-505
				
2 conductors 24-12ga.	3 conductors 24-12ga.	5 conductors 24-12ga.	Mounting carrier for DIN-35 rail/panel mount	Strain relief plate used w/ WG-500



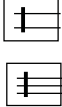
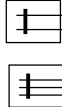
Communication Connectors

UB2A


0.082" max insulation
19-26ga. solid wire

For the perfect crimp, use crimper E-9Y, located on page 437.

Electrical Pigtail Connectors, Self Stripping

- UL Listed
- Connects 2 or 3 wires
- Operating temp: 221°F
- Works w/ wires .155" O.D. or smaller

TS-314	TS-314U
	
	
22-14ga. grease filled, water resistant	22-14ga. ungreased

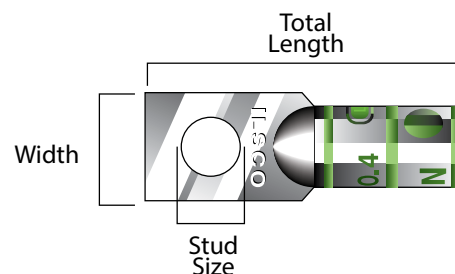
IlSCO Connectors

IlSCO Copper Compression Lugs

Part Number	Welding Cable	Battery Cable	Stud Size	Length (inches)	Width (inches)
CLWS-8-10	-	8	10	1.569	.374
CLWS-6-10	8	6	10	1.882	.411
CLWS-6-14	8	6	1/4	2.0	.411
CLWS-4-10	6	4	10	1.921	.486
CLWS-4-14	6	4	1/4	2.039	.486
CLWS-4-516	6	4	5/16	2.234	.486
CLWS-2-14	4	2	1/4	2.091	.599
CLWS-2-516	4	2	5/16	2.286	.599
CLWS-2-38	4	2	3/8	2.286	.599
CLWS-1-14	2	1	1/4	2.58	.673
CLWS-1-516	2	1	5/16	2.58	.673
CLWS-1-38	2	1	3/8	2.58	.673
CLWS-1/0-14	1	1/0	1/4	2.731	.738
CLWS-1/0-516	1	1/0	5/16	2.731	.738
CLWS-1/0-38	1	1/0	3/8	2.731	.738
CLWS-2/0-14	1/0	2/0	1/4	2.771	.811
CLWS-2/0-516	1/0	2/0	5/16	2.771	.811
CLWS-2/0-38	1/0	2/0	3/8	2.771	.811
CLWS-3/0-14	2/0	3/0	1/4	2.814	.885
CLWS-3/0-516	2/0	3/0	5/16	2.814	.885
CLWS-3/0-38	2/0	3/0	3/8	2.814	.885
CLWS-3/0-12	2/0	3/0	1/2	3.189	.885
CLWS-4/0-14	3/0	4/0	1/4	2.866	.999
CLWS-4/0-516	3/0	4/0	5/16	2.866	.999
CLWS-4/0-38	3/0	4/0	3/8	2.866	.999
CLWS-4/0-12	3/0	4/0	1/2	3.241	.999
CLWS-250-12	4/0	250MCM	1/2	3.469	1.088
CLWS-300-12	-	300MCM	1/2	3.837	1.189
CLWS-350-12	-	350MCM	1/2	3.873	1.291

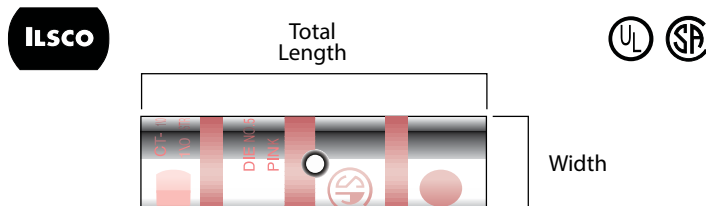


- UL 486A 194°F Listed & CSA Certified for 600 volts
- Constructed from high strength seamless copper tubing
- Supplied with a sight hole for visual inspection of proper cable insertion
- Electro-tin plated
- Sight hole & chambered barrel for visual inspection of proper cable insertion
- For copper conductor cable only
- Color coded for IlSCO tooling, see chart on following page



IlSCO Copper Compression Sleeves

- UL 486A 194°F Listed & CSA Certified for 600 volts
- Constructed from high strength seamless copper tubing
- Center wire stop
- Electro-tin plated
- Color coded for IlSCO tooling, see chart below



Part Number	Welding Cable	Battery Cable	Length (inches)	O.D. (inches)
CT-8	8	8	1.125	.272
CT-6	6	6	1.750	.295
CT-4	4	4	1.875	.343
CT-2	-	2	1.875	.421
CT-1	2	1	1.875	.468
CT-1/0	1	1/0	1.875	.515
CT-2/0	1/0	2/0	2.0	.562
CT-3/0	2/0	3/0	2.125	.609
CT-4/0	3/0	4/0	2.125	.687

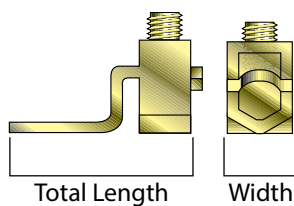
ILSCO Crimping Color Codes					
Color	Welding Cable	Battery Cable	Color	Welding Cable	Battery Cable
Red	-	8	Black	1/0	2/0
Blue	8	6	Orange	2/0	3/0
Gray	6	4	Purple	3/0	4/0
Brown	4	2	Yellow	4/0	250MCM
Green	2	1	White	-	300MCM
Pink	1	1/0	Red	-	350MCM

The color codes to the left refer to IlSCO brand tools. To assure the perfect tool crimp for ever gauge of your IlSCO lugs, see page 435 for everything we have to offer.

IlSCO Copper Single Hole Mechanical Lugs

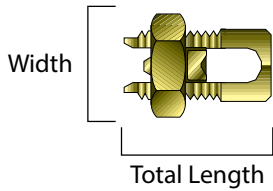


- UL E6207 Listed & CSA Certified
- Rated to 600 volts
- Constructed from seamless copper for high conductivity & efficiency
- Wires are wedged between arched pressure bar & v-bottom collar, establishing positive contact & a firm, permanent grip
- Easy to install with slotted screwdriver or allen wrench
- Reusable



Part Number	Screw Type/Size	Wire Range	Total Length (inches)	Width (inches)	Stud Size
SLU-25	Slotted Screw	14 - 10ga.	1.0	.3125	#6
SLU-35	Slotted Screw	14 - 6ga.	1.1875	.75	#10
SAU-70	Slotted Screw	14 - 4ga.	1.3125	.5	1/4
SLU-70	Slotted Screw	8 - 2ga.	1.5313	.5	1/4
SLU-125	Slotted Screw	6 - 1/0ga.	1.9688	2.625	1/4
SLU-175	3/16" Allen	4 - 3/0ga.	2.1875	.75	3/8
SLU-225	7/32" Allen	2 - 4/0ga.	2.625	1.0	5/16
SLU-300	5/16" Allen	1/0ga. - 350MCM	3.1875	1.5	3/8
SLU-400	5/16" Allen	1/0ga. - 500MCM	4.25	1.5	3/8
SLU-650	3/8" Allen	600MCM - 1000MCM	4.625	2.0	1/2

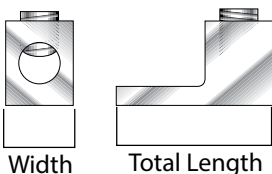
Ilco Copper Split Bolts



- UL E6207 Listed, CSA Certified & RoHS Compliant
- Rated to 600 volts
- Constructed from high strength copper alloy, allowing maximum pressure on conductors
- Highly resistant to seasonal cracking & corrosion
- Precision tooled threads allow maximum torque to assure a cool & safe connection

Part Number	Wire Range for Equal Main & Tap	Min Tap w/ One Max Main	Total Length (inches)	Width (inches)
IK-10	12STR - 10STR	16STR	.85	.50
IK-8	16STR - 8STR	16STR	.85	.50
IK-6	10SOL - 6SOL	16SOL	1.05	.63
IK-4	8SOL - 4SOL	16SOL	1.05	.69
IK-3	6SOL - 2SOL	12SOL	1.32	.82
IK-2	6SOL - 2STR	14STR	1.32	.82
IK-1/0	4SOL - 1/0STR	14SOL	1.64	.88
IK-2/0	2SOL - 2/0STR	14STR	1.82	.88
IK-250	2SOL - 4/0STR	6SOL	2.16	1.00

Ilco Aluminum Single Hole Mechanical Lugs



- UL 486B 194°F Listed & CSA Certified
- Rated to 600 volts
- Constructed from high strength aluminum alloy
- All connectors are plated to provide low contact resistance
- Easy to install with slotted screwdriver or allen wrench
- Dual rated for aluminum or copper conductors

Part Number	Screw Type/Size	Wire Range	Total Length (inches)	Width (inches)	Stud Size
TA-6-S	Slotted Screw	14 - 4ga.	1.0625	.5	1/4
TA-2	Slotted Screw	14 - 2ga.	1.1563	.5	1/4
TA-0	Slotted Screw	14 - 1/0ga.	1.4688	.625	1/4
TA-2/0	3/16" Allen	14 - 2/0ga.	1.4688	.625	1/4
TA-250	5/16" Allen	6ga. - 250MCM	2.0	1.0	5/16
TA-300	5/16" Allen	6ga. - 300MCM	2.0	.8594	1/4
TA-350	3/8" Allen	6ga. - 350MCM	2.25	1.125	3/8
TA-500	3/8" Allen	4ga. - 500MCM	2.8125	1.5	3/8
TA-600	1/2" Allen	2ga. - 600MCM	3.1875	1.5	3/8
TA-800	1/2" Allen	300MCM - 800MCM	3.375	1.75	5/8
TA-1000	9/16" Allen	350MCM-1000MCM	3.375	1.75	5/8

We are proud to be a stocking distributor for Ilco for over 35 years. If you don't see what you need here, give us a call, we'll send you a full line catalog.


Contents



Delphi	62
Delphi 56 Series: Unsealed Connectors	62
Delphi 59 Series: Unsealed Connectors	63
Delphi 56 & 59 Series Compatible Tools	63
Metri-Pack 150 Series: Sealed Connectors	64
Metri-Pack 150 Series: Unsealed Connectors	65
Metri-Pack 150 Series Compatible Tools	66
Metri-Pack 150.2 Series: Unsealed Connectors	66
Metri-Pack 150.2 Series Compatible Tools	67
Metri-Pack 280 Series: Sealed Connectors	67
Metri-Pack 280 Series: Unsealed Connectors	68
Metri-Pack 280 Series Compatible Tools	69
Metri-Pack 480 Series: Sealed Connectors	69
Metri-Pack 480 Series: Unsealed Connectors	70
Metri-Pack 480 Series Compatible Tools	71
Metri-Pack 630 Series: Sealed Connectors	71
Metri-Pack 630 Series: Unsealed Connectors	72
Metri-Pack 630 Series Compatible Tools	73
GT-150 Series: Sealed Connectors	73
GT-280 Series: Sealed Connectors	74
GT-150 & GT-280 Series Compatible Tools	75
Weather Pack Series: Sealed Connectors	76
Weather Pack Series Compatible Tools	77



Molex	78
MX150 Series: Sealed Connectors	78
MX150 Series Compatible Tools	78
.093" Pin & Socket: Connectors	79
.093" Pin & Socket Compatible Tools	79



TE Connectivity	80
MATE-N-LOK®: Connectors	80
MATE-N-LOK® Compatible Tools	80
AMP SuperSeal 1.5mm Series: Connectors	81
AMP SuperSeal 1.5mm Series Compatible Tools	81
AMP CPC, Series 1: Connectors	82
AMP CPC, Series 3: Connectors	83
AMP CPC, Series 4: Connectors	83
AMP CPC, Series 1 & 4: Terminals	84
AMP CPC, Series 3 & 4: Terminals	84
AMP CPC Compatible Tools	85
AMP CPC: Accessories	85



Deutsch	86
DTM Series: Connectors	86
DT Series: Connectors	87
DTP Series: Connectors	88
HD10 Series: Connectors	89
HD30 Series: Connectors	91
HDP20 Series: Connectors	92
Deutsch Compatible Tools	94

REFERENCE

How to Read Weather Pack Index Codes	76
How To Assemble Most Sealed Delphi Connectors	77
How To Assemble DTM, DT & DTP Series Deutsch Connectors	86

Delphi 56 Series: Unsealed Connectors

- Current capability: 0-20 amps
- One terminal is needed for each cavity (must be ordered separately)
- Terminals are made from tin plated brass, unless otherwise noted




Female Connectors




Part Number	No. of Cavities	Fig.
2977253	1	A
2977647	2	B
2973781	2	C
2973872	2	D
2973407	2	E
8905116	3	F
2962510	3	G
2977048	4	H
2973422	5	I
2977044	6	J
12052978	6	K
2965977	8	L

Male Connectors



Part Number	No. of Cavities	Fig.
2984528	1	A
8900826	2	B
2984883	2	C
2977763	2	D
2973431	2	E
8905117	3	F
2973172	3	G
6294544	4	H
3138080	5	I
2977042	6	J
2965972	8	K

Female Terminals



Part Number	Wire Gauge
2962508*	20-18
2965141	20-18
2962447*	16-14
2965142	16-14
2965143	12
6288913	10

*Terminals are made from non-plated brass

Male Terminals



Part Number	Wire Gauge
2965481	20-18
2971962	16-14
2971859	12
8917283*	10
12015878	10

Female connectors accept female terminals & male connectors accept male terminals.


Different gauge Delphi terminals may not be exactly as pictured

Delphi 59 Series: Unsealed Connectors

- Current capability: 0-20 amps
- One terminal is needed for each cavity (must be ordered separately)
- Terminals are made from tin plated brass, unless otherwise noted



Female Connectors




Part Number	No. of Cavities	Color	Figure
2977878	1	Black	A
2965810	3	Black	B

Male Connectors




Part Number	No. of Cavities	Color	Figure
8917857	3	Black	A

Female Terminals



Part Number	Wire Gauge
12033978	22-18
2973216	16-14

Male Terminals



Part Number	Wire Gauge
8905807	16-14
8917322*	12-10

*Terminals are made from tin-plated copper

Delphi 56 & 59 Series Compatible Tools



Part Number	Description	Fig.
12085271	Two step crimper for 20-14ga. wire. Unsealed connectors only.	A
6285847	Two step crimper for 20-10ga. wire. Unsealed connectors only.	B
8913440	One step crimper for 20-14ga. wire. Unsealed connectors only.	C
PA-1306	Ratchet style crimper for 22-12ga. wire. Unsealed connectors only. Suggested for female terminals only.	D
12094430	Removal tool	E


Different gauge Delphi terminals may not be exactly as pictured

Metri-Pack 150 Series: Sealed Connectors

- Current capability: 0-14 amps
- One terminal & one cable seal are required for each cavity & one TPA secondary lock is required for each connector (all must be ordered separately)
- Cavity plugs are required for each unused cavity
- Female terminals are made from silicon brass, male terminals are made from tin plated brass



Female Connectors




Part Number	No. of Cavities	Fig.	Secondary Lock (TPA)
12052641	2	A	12052634
12110293	3	B	12052845
12162144	4	C	12047948
12052848	6	D	12052850
12047937	8	E	12066304
12065425	10	F	12124264

Male Connectors




Part Number	No. of Cavities	Fig.	Secondary Lock (TPA)
12162000	2	A	12052634
12129615	3	B	12052845
12162102	4	C	12047948
12124107	6	D	12052850
12047931	8	E	12047936
12045808	10	F	12124264

Female Terminals



Part Number	Wire Gauge
12084200	22-20
12048074	18-16

Male Terminals



Part Number	Wire Gauge
12077628	22-20
12045773	18-16

Cable Seals



Part Number	Wire Gauge	Color
12084193	22	Tan
15324974	20	Blue
15324973	16	Dk. Red
15324976	18	White

Cavity Plug



Part Number	Color
12059168	Dk. Red

Connector Position Assurance (CPA)



Part Number	Description
12020833	For use on all 150 Series sealed connections

Female connectors accept female terminals & male connectors accept male terminals.

We also offer a 365 piece Metri-Pack 150 Series Kit (MP-150-KIT), complete with all of the connectors, terminals & seals you'll need. See page 424 for more details.

Delphi makes a precision pick set, specifically for their Metri-Pack series connectors. To order, just ask for part#: 12032198. See page 66 for details.

Different gauge Delphi terminals may not be exactly as pictured

Metri-Pack 150 Series: Unsealed Connectors

- Current capability: 0-14 amps
- One terminal is required for each cavity & TPA secondary locks are required for each connector (all must be ordered separately)
- Female terminals are made from silicon brass, male terminals made are from tin plated brass



Female Connectors



Part Number	No. of Cavities	Fig.	Secondary Lock (TPA)
12047682	1	A	N/A
12047662	2	B	12047664
12052832	2	C	12047664
12064758	3	D	12047783
12047781	3	E	12047783
12064760	4	F	12047664*
12047785	4	G	12047664*
12064762	6	H	12064764*
12047886	8	I	12045689*
12064766	8	J	12064768*
12064769	10	K	12064771*


*Two secondary locks required for connector.

Male Connectors



Part Number	No. of Cavities	Fig.	Secondary Lock (TPA)
12047683	1	A	N/A
12047663	2	B	12047665
12052833	2	C	12047665
12064759	3	D	12047784
12047782	3	E	12047784
12064761	4	F	12047787
12047786	4	G	12047787
12064763	6	H	12064765
12045688	8	I	12045690
12064767	8	J	12045690
12064770	10	K	12064772


Female Terminals



Part Number	Wire Gauge
12064971	22-20
12047767	18-16

A quick method to determine which Metri-Pack Series terminal you have is by measuring the width of a male terminal. The 150 Series terminal is 1.5mm wide, the 280 Series is 2.8mm wide, etc.

Male Terminals



Part Number	Wire Gauge
12059894	22-20
12047581	18-16

A Metri-Pack crimping tool is required to assure a satisfactory seal. See page 66 for your best options.

Different gauge Delphi terminals may not be exactly as pictured

Metri-Pack 150 Series Compatible Tools

	Part Number	Description	Fig.
A	12039500	Two step crimper for 22-16ga. wire. Unsealed connectors only.	A
B	12155975	Two step crimper for 20-14ga. wire. Sealed connectors only.	B
C	OBT-1028CT	Open barrel crimper for 24-14ga. wire.	C
D	12032198	Precision pick set	D
E	12094429	Removal tool	E

Metri-Pack 150.2 Pull-to-Seat Series: Sealed Connectors

- Current capability: 0-14 amps
- Multiple cable seal included
- ***This line of connectors mates to several different devices***
- Terminals are made from silicon brass

Female Connectors



Part Number	No. of Cavities	Color	Mates To	Fig.
12162198*	2	Medium gray	Various	A
12162193	2	Black	Temperature sensor	B
12162280	3	Gray	Various	C
12162182	3	Black	Crankshaft sensor	D
12065287*	3	Black	Pressure sensor	E
12162188	4	Black	Distributor module	F
12162261	6	Black	Various	G

Female Terminals

Part Number	Wire Gauge
12124076	22-20
12124075	18-16

Female Terminals

*Use w/ 12162198 & 12065287

Part Number	Wire Gauge
12089290	22-20
12103881	18-16

All connectors are supplied with rear multiple cable seals.

Different gauge Delphi terminals may not be exactly as pictured

Metri-Pack 150.2 Series Compatible Tools




Part Number	Description	Fig.
12039500	Two step crimper for 22-16ga. wire. Unsealed connectors only.	A
OBT-1028CT	Open barrel crimper for 24-14ga. wire.	B
12032198	Precision pick set	C
12180559	Removal tool	D

Metri-Pack 280 Series: Sealed Connectors

- Current capability: 0-30 amps
- One terminal & one cable seal are required for each cavity & one TPA secondary lock is required for each connector (all must be ordered separately)
- Terminals are made from tin plated brass
- Cavity plugs are required for each unused cavity



Female Connectors



Part Number	No. of Cavities	Fig.	Secondary Lock (TPA)
12065172	1	A	12065249
15300027	2	B	15300014
12124819	2	C	12020807
12040977	3	D	12034145
12129565	4	E	15300016
12084891	5	F	15324857
12110751	7	G	12110754

Male Connectors




Part Number	No. of Cavities	Fig.	Secondary Lock (TPA)
12065171	1	A	12065249
15300002	2	B	15300014
12059450	2	C	12065279
15300003	3	D	15300015
12129600	4	E	15324063
12186400	5	F	12084673
12110753	7	G	12110754

Female Terminals



Part Number	Wire Gauge
12084201	22-20
12077411	18-16
12129493	14-12
12077413	12

Male Terminals



Part Number	Wire Gauge
12124977	22-20
12048159	18-16
12129497	14-12
12048254	12

Different gauge Delphi terminals may not be exactly as pictured

Metri-Pack 280 Series: Sealed Connectors, cont'd

Cable Seals



Part Number	Wire Gauge	Color
15324983	22	Dk. Red
15324985	20	Purple
15324984	18	Tan
15324982	16-14	Green
15324980	14-12	Lt. Gray
15324981	12	Blue

Cavity Plug



Part Number	Color
12010300	Green

Female connectors accept female terminals & male connectors accept male terminals.

Need a bit of everything? Our Metri-Pack 280 Series Kit (MP-280-KIT), on page 424 has everything you'll need to make complete connections.

Connector Position Assurance (CPA)



Part Number	Description	Fig.
12052834	For use on all 280 Series sealed, 1 & 7 cavity connections*	A
12020833	For use on all 280 Series sealed, 3-5 cavity connections*	B


*CPA's not needed for 2 cavity connectors

Metri-Pack 280 Series: Unsealed Connectors

- Current capability: 0-30 amps
- One terminal is required for each cavity & TPA secondary locks are required for each connector, unless otherwise noted (all must be ordered separately)
- Terminals are made from tin plated brass



Female Connectors



Part Number	No. of Cavities	Fig.	Secondary Lock (TPA)
12020397	3	A	N/A
12064752	6	B	12064753*
12064998	8	C	12064999*


Male Connectors



Part Number	No. of Cavities	Fig.	Secondary Lock (TPA)
12020398	3	A	N/A
12064754	6	B	12064755*
12066195	8	C	12065141


*Two secondary locks required for connector

Female Terminals



Part Number	Wire Gauge
12052217	22-20
12034046	20-18
12066214	16-14
12129494	14-12
12015858	12-10

Male Terminals



Part Number	Wire Gauge
12066271	22-20
12034047	20-18
12020116	16-14
12129498	14-12
12084586	12-10

Different gauge Delphi terminals may not be exactly as pictured

Metri-Pack 280 Series Compatible Tools

Part Number	Description	Fig.
12085271	Two step crimper for 20-14ga. wire. Unsealed connectors only.	A
12155975	Two step crimper for 20-14ga. wire. Sealed connectors only.	B
OBTS-1028S	Crimper for 24-14ga. wire. Sealed connectors only.	C
OBT-1028CT	Open barrel crimper for 24-14ga. wire.	D
12071687	Two step crimper for 12-10ga. wire. Sealed connectors only.	E
6285847	Crimper for 20-10ga. wire. Unsealed connectors only.	F
12094430	Removal tool	G

Metri-Pack 480 Series: Sealed Connectors

- Current capability: 0-42 amps
- One terminal & one cable seal are required for each cavity & one TPA secondary lock is required for each connector (all must be ordered separately)
- Cavity plugs are required for each unused cavity
- Terminals are made from tin plated brass



Female Connectors




Part Number	No. of Cavities	Fig.	Secondary Lock (TPA)
12052613	2	A	12059897
12131592	3	B	12131543
12048412	4	C	12048413

Male Connectors




Part Number	No. of Cavities	Fig.	Secondary Lock (TPA)
12065863	2	A	12059897
15344628	3	B	12131543
N/A	4		N/A

Female Terminals



Part Number	Wire Gauge
12048450	20-16
12048451	16-14
12052139	12-10

Male Terminals



Part Number	Wire Gauge
12065196	16-14
12065197	12
12052172	10

Metri-Pack 480 Series cable seals & plugs are located on page 70-71.

Different gauge Delphi terminals may not be exactly as pictured

Metri-Pack 480 Series: Sealed Connectors, cont'd

Cable Seals



Part Number	Wire Gauge	Color
15324991	20	Yellow
15324988	16-14	White
15324989	14-12	Red
15324990	12	Purple
12034170	10	Orange

Cavity Plug



Part Number	Color
35232480	Gray

Get everything you need all in one box with our Metri-Pack 480 Series Kit (MP-480-KIT).

Connector Position Assurance (CPA)



Part Number	Description
12020833	For use on all 480 Series sealed connections


Female connectors accept female terminals & male connectors accept male terminals.

Metri-Pack 480 Series: Unsealed Connectors

- Current capability: 0-42 amps
- One terminal is required for each cavity & TPA secondary locks are required for each connector, unless otherwise noted (all must be ordered separately)
- Terminals are made from tin plated brass




Female Connectors




Part Number	No. of Cavities	Fig.	Secondary Lock (TPA)
12015952	1	A	N/A
12064749	2	B	12059860

Male Connectors




Part Number	No. of Cavities	Fig.	Secondary Lock (TPA)
12015987	1	A	N/A
12064750	2	B	12064751

Female Terminals



Part Number	Wire Gauge
12052219	22-20
12015860	20-18
12124304	16-14
12052221	12
12084595	12-10


Male Terminals



Part Number	Wire Gauge
12020119	20-18
12020120	16-14
12052827	12
12033820	12-10

Different gauge Delphi terminals may not be exactly as pictured

Metri-Pack 480 Series Compatible Tools



Part Number	Description	Fig.
12085270	Two step crimper for 20-14ga. wire. Sealed connectors only.	A
12085271	Two step crimper for 22-14ga. wire. Unsealed connectors only.	B
6285847	Two step crimper for 20-10ga. wire. Unsealed connectors only.	C
12071687	Two step crimper for 12-10ga. wire. Sealed connectors only.	D
12094430	Removal tool	E

A Metri-Pack crimping tool is required to assure a satisfactory seal.

Metri-Pack 630 Series: Sealed Connectors

- Current capability: 0-46 amps
- One terminal & one cable seal are required for each cavity & one TPA secondary lock is required for each connector (all must be ordered separately)
- Cavity plugs are required for each unused cavity
- Terminals are made from tin plated brass



Female Connectors



Part Number	No. of Cavities	Fig.	Secondary Lock (TPA)
12033769*	2	A	N/A
12124685	3	B	12045699

*Only accepts female pull-to-seat terminals, on following page

Male Connectors



Part Number	No. of Cavities	Fig.	Secondary Lock (TPA)
12034269*	2	A	12034363
12124686	3	B	12045699


*Only accepts unsealed terminals, use Male Terminals on following page. Also requires multiple cable seals, on following page.

Female Terminals



Part Number	Wire Gauge
12052457	20-18
12052455	16-14
12052456	12-10

Female Pull-to-Seat Terminals



Part Number	Wire Gauge
12020156	20-18
12066614	16-14
12033997	12-10

Male Terminals



Part Number	Wire Gauge
12064734	20-18
12064735	16-14
12064737	12
12064736	10

Different gauge Delphi terminals may not be exactly as pictured

Metri-Pack 630 Series: Sealed Connectors, cont'd

Cable Seals



Part Number	Wire Gauge	Color
15324997	20-18	Tan
12052388	16-14	Dk. Red
15324994	14	Lt. Gray
15324996	12	Blue
12052386	10	Green

For an assortment of 630 Series parts, order our Metri-Pack 630 Series Sealed Connector Kit (MP-630-KIT).

Cavity Plug



Part Number	Color
12059255	Lt. Green

Multiple Cable Seal

- For 12034269 only



Part Number	Color
12034364	Gray

Connector Position Assurance (CPA)



Part Number	Description
12020833	For use on all 630 Series sealed 3 cavity connections


Female connectors accept female terminals & male connectors accept male terminals. However, female connector # 12033769 only accepts female pull-to-seat terminals.

Metri-Pack 630 Series: Unsealed Connectors

- Current capability: 0-46 amps
- One terminal is required for each cavity & TPA secondary locks are required for each connector, unless otherwise noted (all must be ordered separately)
- Terminals are made from tin plated brass



Female Connectors



Part Number	No. of Cavities	Fig.	Secondary Lock (TPA)
12129939	2	A	12129940
12015664	4	B	N/A

Male Connectors



Part Number	No. of Cavities	Fig.	Secondary Lock (TPA)
12129938	2	A	12129940
12052623	4	B	N/A

Female Terminals



Part Number	Wire Gauge
12052222	22-20
12015869	20-18
12015870	16-14
12052224	12
12084590	12-10


Male Terminals



Part Number	Wire Gauge
12066454	22-20
12020125	20-18
12020126	16-14
12052826	12
12066493	12-10

Different gauge Delphi terminals may not be exactly as pictured

Metri-Pack 630 Series Compatible Tools




Part Number	Description	Fig.
12085270	Two step crimper for 22-16ga. wire. Unsealed connectors only.	A
PA-1306	Ratchet style crimper for 22-12ga. wire. Unsealed connectors only.	B
12071687	Two step crimper for 12-10ga. wire. Sealed connectors only.	C
12094430	Removal tool	D

GT-150 Series: Sealed Connectors

- Current capability: 0-15 amps
- One terminal & one cable seal are required for each cavity (all must be ordered separately)
- Terminals are made from tin plated brass
- Cavity plugs are required for each unused cavity
- Primary Lock Reinforcement (PLR) is included with all of these connectors


Delphi's GT Series of terminals & connectors use a smaller, 2-rib seal that saves on size & material without loss of performance.

Female Connectors



Part Number	No. of Cavities	Fig.	Secondary Lock (TPA)
13510085	2	A	15355128
13519047	3	B	15418545
15487756	4	C	15418546
13519051	5	D	15418547
15397577	6	E	15317363
15326835	8	F	15418415
15326842	10	G	15418288
13530777	12	H	15430903
15326856	14	I	15430904
15326863	16	J	15358785

Male Connectors



Part Number	No. of Cavities	Fig.	Secondary Lock (TPA)
13510099	2	A	15355128
15326813	3	B	15418545
15487755	4	C	15418546
13519053	5	D	15418547
15397579	6	E	15317363
15326840	8	F	15418415
15326847	10	G	15418288
15326854	12	H	15430903
15326861	14	I	15430904
15326868	16	J	15358785

Different gauge Delphi terminals may not be exactly as pictured

GT-150 Series: Sealed Connectors, cont'd

Female Terminals



Part Number	Wire Gauge
12191818	22-20
12191819	18-16

Male Terminals



Part Number	Wire Gauge
15326268	22-20
15326269	18-16

Cable Seals



Part Number	Wire Gauge	Color
15366021	22-20	White
15366060	18-16	Blue

Cavity Plug



Part Number	Color
15305171	Green

Female connectors accept female terminals & male connectors accept male terminals.

Connector Position Assurance (CPA)




Part Number	Description
15317832	For use on GT Series sealed 2-16 cavity female connectors

GT-280 Series: Sealed Connectors


- Current capability: 0-25 amps
- One terminal & one cable seal are required for each cavity (all must be ordered separately)
- Terminals are made from tin plated brass, except where noted
- Cavity plugs are required for each unused cavity
- Primary Lock Reinforcement (PLR) is included with all of these connectors

Female Connectors



Part Number	No. of Cavities	Fig.	Secondary Lock (TPA)
13518845	2	A	15430899
15326614	3	B	N/A
13521459	4	C	15430898
13521463	5	D	15430895
13521467	6	E	15436198
15326654	8	F	15430896
15326660	10	G	15430900
15326910	12	H	15436200
15326666	16	I	15436199

Male Connectors




Part Number	No. of Cavities	Fig.	Secondary Lock (TPA)
15326678	2	A	15430899
15326623	3	B	N/A
15326633	4	C	15430898
15326647	5	D	15430895
15326640	6	E	15436198
15326655	8	F	15430896
15326661	10	G	15430900
15326915	12	H	15436200
15326667	16	J	15436199

Different gauge Delphi terminals may not be exactly as pictured

GT-280 Series: Sealed Connectors, cont'd

Female Terminals



Part Number	Wire Gauge
15304718	22-20
15304719	18-16
15304717	16-12
15326004*	10

Male Terminals



Part Number	Wire Gauge
15304730	22-20
15304731	18-16
15304732	16-12

*Terminals are made from tin-plated beryllium copper

Cable Seals



Part Number	Wire Gauge	Color
15366065	22-20	Orange
15366066	18-16	Yellow
15366067	14-12	Tan
12191235	10	Purple

Cavity Plug



Part Number	Color
15305170	White

Connector Position Assurance (CPA)



Part Number	Color
15317832	For use on GT Series sealed 2-16 cavity connections

A quick method to determine which GT Series terminal you have is by measuring the width of a male terminal. The 150 Series terminal is 1.5mm wide, the 280 Series is 2.8mm wide, etc.

GT-150 & GT-280 Series Compatible Tools



Part Number	Description	Fig.
12155975	Two step crimper for 20-14ga. wire. Sealed connectors only.	A
12094430	GT-150 removal tool	B
12094429	GT-280 removal tool	C
15313892	GT-150 & GT-250 removal tool	D

Different gauge Delphi terminals may not be exactly as pictured

Weather Pack Series: Sealed Connectors

- Current capability: 0-20 amps
- One terminal & one cable seal are required for each cavity & a TPA secondary lock is required for each connector (all must be ordered separately)
- Cavity plugs are required for each unused cavity



Female Connectors



Part Number	No. of Contacts	Index Code	Fig.
12015791	1	①	A
12015792	2	② ①	B
12103784	2	③ ②	C
12015793	3	① ① ①	D
12015798	4	① ② ② ①	E
12015797	4	① ① ① ①	F
15324197	5	① ① ① ① ④	G
12015799	6	① ① ① ① ① ①	H
15492531	22	N/A	I

Male Connectors



Part Number	No. of Contacts	Index Code	Fig.
12010996	1	①	A
12010973	2	① ①	B
12034074	2	④ ③	C
12010717	3	① ① ①	D
12015024	4	④ ① ① ④	E
12010974	4	① ① ① ①	F
12065158	5	① ① ① ① ②	G
12010975	6	① ① ① ① ① ①	H
15492521	22	N/A	I

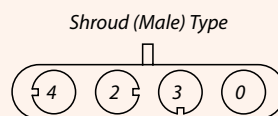
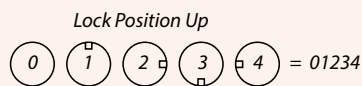
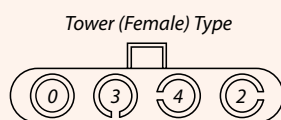
3 Contact Green Connector

- Part #: 12020403
- Mates to device

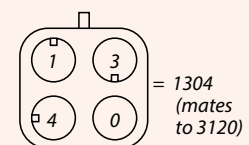


How to Read Weather Pack Index Codes

The index code is designed to show the index feature configuration of each connector body. The code is used by looking into the mating end of the connector with its lock feature up. The code digits represent the radial position of the index feature with a digit for each cavity as shown & are left to right as viewed. A zero indicates no index feature, so any tower index (0 thru 4) will fit.




Lock Position Up



Weather Pack Series: Sealed Connectors, cont'd

Female Terminals


Part Number	Wire Gauge
12020801	22
12089188	20-18
12124580	16-14
12124581	12



Male & female connectors can accept either male or female terminals in the Weather Pack Series only.

Male Terminals

Part Number	Wire Gauge
12089307	22
12089040	20-18
12124582	16-14
12124587	12



Get everything you need in one box! Check out the Delphi Weather Pack Connector Kit (WP-2003) on page 424.

Cable Seals



Part Number	Wire Gauge	Color
15324983	22	Dk. Red
15324985	20	Purple
15324984	18	Tan
15324982	16-14	Green
15324980	14	Gray
15324981	12	Blue

Cavity Plugs



Part Number	Color
12010300	Lt. Green

Connector Clips



Part Number	Description
12047835	12.2mm x 23.8mm x 8.4mm For use on WP Series 2-6 cavity female connectors

Secondary Locks



Part Number	Description
12010852	Secondary lock for 22 contact connectors. Two per connector required.

Weather Pack Series Compatible Tools




Part Number	Description	Fig.
12085270	Two step crimper for 20-14ga. wire	A
12014254	One step crimper for 20-14ga. wire	B
OBTS-1028S	Crimper for 24-14ga. wire.	C
OBS-3016	Open barrel sealed crimper for 30-16ga. wire.	D
12014012	Removal tool	E
12033495	Cable seal insertion tool	F

How To Assemble Most Sealed Delphi Connectors



Before stripping your wire, be sure to slide the cable seal onto the wire, behind the portion to be stripped. After stripping, align seal with cable installation.



To crimp, align the terminal in the appropriate crimping tool & position the wire & seal in place. After crimping, inspect the crimp job before installing into a connector body.

MX150 Series: Sealed Connectors

- Current capability: up to 22 amps
- Operating voltage: 250 volts
- Accepts 22-14ga. wire, up to .103" jacket diameter
- Environmentally sealed housings, with no additional seals, wedge locks or CPA locks required
- Operating temp: 257° to -40°F

Male Connectors



Part Number	No. of Cavities	Cavity Layout (Row x Column)	Fig.
33481-0301	3	1x3	A
33481-0401	4	1x4	B
33481-0601	6	1x6	C
33482-4001	4	2x2	D
33482-3601	6	2x3	E
33482-4801	8	2x4	F
33482-6201	12	2x6	G
33482-8601	16	2x8	H
33482-2101	20	2x10	I

Female Connectors



Part Number	No. of Cavities	Cavity Layout (Row x Column)	Fig.
33471-0301	3	1x3	A
33471-0401	4	1x4	B
33471-0601	6	1x6	C
33472-4001	4	2x2	D
33472-0601	6	2x3	E
33472-4801	8	2x4	F
33472-1201	12	2x6	G
33472-1606	16	2x8	H
33472-2001	20	2x10	I

Male Terminals



Part Number	Wire Gauge
33000-1003-L	22
33000-1002-L	20-16
33000-1001-L	14

Cavity Plug



Part Number	Color
34345-0001	Natural

Female Terminals



Part Number	Wire Gauge
33012-3003-L	22
33012-3002-L	20-18
33012-3001-L	14-16

Male connectors accept male terminals & female connectors accept female terminals.

MX150 Series Compatible Tools



Part Number	Description	Fig.
63811-5900	16-14ga. female terminal crimping tool	A
63811-6000	22-18ga. female terminal crimping tool	A
63811-2400	16-14ga. male terminal crimping tool	A
63811-2600	22-18ga. male terminal crimping tool	A
63813-1500	Removal tool	B
XR-450-S	Needle nose pliers	C

.093" Pin & Socket: Connectors


- Current capability: 9-12 amps
- Operating voltage: 600 volts
- Nylon housings, with a flammability rating of UL94V-2
- Fully isolated terminals
- UL File #E29179, CSA File #LR19980

Receptacle Connectors



Part Number	No. of Cavities	Max Amperage	Fig.
19-09-1019	1	12 amps	A
19-09-1029	2	12 amps	B
19-09-1039	3	11 amps	C
19-09-1049	4	9 amps	D
19-09-1069	6	9 amps	E
19-09-1099	9	9 amps	F
19-09-1129	12	9 amps	G

Plug Connectors



Part Number	No. of Cavities	Max Amperage	Fig.
19-09-2019	1	12 amps	A
19-09-2029	2	12 amps	B
19-09-2039	3	11 amps	C
19-09-2049	4	9 amps	D
19-09-2069	6	9 amps	E
19-09-2099	9	9 amps	F
19-09-2129	12	7 amps	G

Pin Terminals



Part Number	Wire Gauge
02-09-2118	22-18
02-09-2103 (BP-129)	20-14

Socket Terminals



Part Number	Wire Gauge
02-09-1119	22-18
02-09-1104 (BS-129)	20-14

Each housing can accept either pin or socket terminals, depending on your application.

We have two Molex Connector Kits, a large (MOLEX-KIT-LG) & a small (MOLEX-KIT-SM), so there's one to meet every need.

.093" Pin & Socket Compatible Tools



Part Number	Description	Fig.
PA-1631	One step crimper with precision fixed dual-plate dies for accuracy (no replacement dies available). For 24-14ga. wire.	A
PA-1645	One step crimper with precision fixed dual-plate dies for accuracy (no replacement dies available). For 30-18ga. wire.	A
OBT-1028CT	For 24-14ga. wire	B
11-03-006	Extraction tool for 24-14ga. wire.	C

TE Connectivity

MATE-N-LOK®: Connectors

- Current capability: 9-12 amps
- Operating voltage: 250 volts
- Nylon, free hanging housings, with a flammability rating of UL94V-2 & maximum temperature rating of 221°F
- All terminal are brass with tin plating
- UL File #E28476

Receptacle Connectors



Part Number	No. of Cavities	Max Amperage	Fig.
1-480350-0	1	12 amps	A
1-480319-0	2	12 amps	B
1-480305-0	3	11 amps	C
1-480426-0	4	9 amps	D
1-480340-0	6	9 amps	E
1-480345-0	8	9 amps	F
1-480339-0	10	9 amps	G

Plug Connectors



Part Number	No. of Cavities	Max Amperage	Fig.
1-480349-0	1	12 amps	A
1-480318-0	2	12 amps	B
1-480303-0	3	11 amps	C
1-480424-0	4	9 amps	D
1-480270-0	6	9 amps	E
1-480283-0	8	9 amps	F
1-480285-0	10	9 amps	G

.084" Dia. Pin Terminals



Part Number	Wire Gauge
60618-1	24-18
60620-1	20-14

.084" Dia. Socket Terminals



Part Number	Wire Gauge
60617-1	24-18
60619-1	20-14

We have two AMP MATE-N-LOK® Kits, a large (AMP-MNL-KIT-LG) & a small (AMP-MNL-KIT-SM), so there's one to meet every need.

Receptacle connectors accept pin terminals & plug connectors accept socket terminals.

MATE-N-LOK® Compatible Tools



Part Number	Description	Fig.
PA-1631	One step crimper with precision fixed dual-plate dies for accuracy (no replacement dies available). For 24-14ga. wire.	A
PA-1645	One step crimper with precision fixed dual-plate dies for accuracy (no replacement dies available). For 30-18ga. wire.	A
465644-1	Extraction tool for pins & sockets.	B
455830-1	Insertion tool	C
305183	Extraction tool for 20-16ga., .062 pin dia.	D

AMP SuperSeal 1.5mm Series: Connectors

- Current capability: 0-14 amps
- Operating voltage: 24 volts
- Nylon, free hanging housings, with a temperature rating of -40° to 257°F
- All female terminals are phosphor bronze & male terminals are brass with tin plating
- Water protection degree: IP67

Receptacle Connectors



Part Number	No. of Cavities	Fig.
282103-1	1	A
282104-1	2	B
282105-1	3	C
282106-1	4	D
282107-1	5	E
282108-1	6	F

Plug Connectors



Part Number	No. of Cavities	Fig.
282079-2	1	A
282080-1	2	B
282087-1	3	C
282088-1	4	D
282089-1	5	E
282090-1	6	F

Male Terminals



Part Number	Wire Gauge
183036-1	22-20
183024-1	20-16

Female Terminals



Part Number	Wire Gauge
183035-1	22-20
183025-1	20-16

Receptacle connectors accept male terminals & plug connectors accept female terminals.

Cable Seals



Part Number	Wire Gauge	Color
281934-4	22-20	Green
281934-2	20-16	Yellow
281934-3	16-14	Red

Cavity Plug



Part Number	Color
282081-1	Red


Pigtails featuring these connectors are available on page 247.

Rubber Boots



Part Number	Work With
880810-1	282080-1, 282104-1
880811-2	282087-1, 282105-1

AMP SuperSeal 1.5mm Series Compatible Tools



Part Number	Description	Fig.
58583-1	Ratchet style crimper for 20-16ga. wire. Crimps wire & seal in one step.	A
OBTS-1028S	Crimper for 24-14ga. wire.	B
9-1579007-1	Removal tool	C
12094429	Removal tool	D

AMP CPC, Series 1: Connectors

- Lightweight all plastic & metal-shell housings, with a temperature rating of -40° to 221°F
- UL 94V-0 rated & made of stabilized, heat resistant, self extinguishing thermoplastic material
- UL file #E28476
- Connectors are standard sex
- Works with Multimate (MM) .062" dia. terminals

Plug Connectors w/ Coupling Ring



Part Number	Shell Size - No. of Contacts (Type)	Fig.	Replacement Coupling Ring
206060-1	11 - 4 (MM)	A	213811-1
206708-1	13 - 9 (MM)	B	213813-1
206037-1	17 - 16 (MM)	C	213810-1
206837-1	23 - 24 (MM)	D	213812-1
206150-1	23 - 37 (MM)	E	213812-1

Free Hanging Receptacle Connectors



Part Number	Shell Size - No. of Contacts (Type)	Fig.
206153-1	11 - 4 (MM)	A
206705-2	13 - 9 (MM)	B
206036-3	17-16 (MM)	C
206838-2	23-24 (MM)	D
206151-2	23 - 37 (MM)	E

Square Flange Receptacle Connectors w/ Mounting Holes



Part Number	Shell Size - No. of Contacts (Type)	Fig.
206061-1	11 - 4 (MM)	A
206705-1	13 - 9 (MM)	B
206036-1	17-16 (MM)	C
206838-1	23-24 (MM)	D
206151-1	23 - 37 (MM)	E

Square Flange Receptacle Connectors w/ Threaded Inserts



Part Number	Shell Size - No. of Contacts (Type)	Fig.
208130-1	11 - 4 (MM)	A
208131-1	13 - 9 (MM)	B
206036-8	17-16 (MM)	C
211839-1	23-24 (MM)	D
787610-1	23 - 37 (MM)	E

Receptacle connectors accept Multimate pin terminals & plug connectors accept Multimate socket terminals, see page 84 for options.

AMP CPC, Series 3: Connectors

- Lightweight plastic housings with a temperature rating of -40° to 221°F
- UL 94V-0 rated & made of stabilized, heat resistant, self extinguishing thermoplastic material
- UL file #E28476
- Connectors are standard sex
- Works with Power (P) .230" blade width terminals
- Current capability: up to 25A per contact

Plug Connectors w/ Coupling Ring



Part Number	Shell Size - No. of Contacts	Fig.	Replacement Coupling Ring
206037-2	17 - 3 (P)	A	213810-1
206136-1	23 - 7 (P)	B	213812-1

Free Hanging Receptacle Connectors



Part Number	Shell Size - No. of Contacts (Type)	Fig.
206207-1	17 - 3 (P)	A
206137-2	23 - 7 (P)	B

Square Flange Receptacle Connectors w/ Mounting Holes



Part Number	Shell Size - No. of Contacts (Type)	Fig.
206036-2	17 - 3 (P)	A
206137-1	23 - 7 (P)	B

Square Flange Receptacle Connectors w/ Threaded Inserts



Part Number	Shell Size - No. of Contacts (Type)	Fig.
213581-1	17 - 3 (P)	A
206137-5	23 - 7 (P)	B

Receptacle connectors accept Power male terminals & plug connectors accept Power female terminals, see page 84 for options.

AMP CPC, Series 4: Connectors

- Lightweight plastic housings with a temperature rating of -40° to 221°F
- UL 94V-0 rated & made of stabilized, heat resistant, self extinguishing thermoplastic material
- Connectors are standard sex
- Works with Power (P) .230" blade width terminals & Multimate (MM) .062" dia. terminals

Plug Connectors w/ Coupling Ring



Part Number	Shell Size - No. of Contacts (Type)	Fig.
211824-1	23 - 5 (P), 8 (MM)	A
207485-1	23 - 4 (P), 12 (MM)	B
206612-1	23 - 2 (P), 20 (MM)	C

Free Hanging Receptacle Connectors



Part Number	Shell Size - No. of Contacts (Type)	Fig.
211825-2	23 - 5 (P), 8 (MM)	A
207486-2	23 - 4 (P), 12 (MM)	B
206613-3	23 - 2 (P), 20 (MM)	C

AMP CPC, Series 4: Connectors, cont'd

Square Flange Receptacle Connectors w/ Mounting Holes



Part Number	Shell Size - No. of Contacts (Type)	Fig.
211825-1	23 - 5 (P), 8 (MM)	A
207486-1	23 - 4 (P), 12 (MM)	B
206613-1	23 - 2 (P), 20 (MM)	C

Receptacle connectors accept Power & Multimate male/pin terminals & plug connectors accept Power & Multimate female/socket terminals, see below for options.

AMP CPC, Series 1 & 4: .062" dia. Multimate Terminals

Pin Terminals



Part Number	Material	Wire Gauge	Fig.
1-66103-8	Bright tin plated brass	24-20	A
66103-3	Gold/nickel plated brass	24-20	B
66103-4	Sel. gold/nickel plated brass	24-20	C
1-66099-5	Bright tin plated brass	18-16	A
66099-3	Gold/nickel plated brass	18-16	B
66099-4	Sel. gold/nickel plated brass	18-16	C
1-66361-2	Bright tin plated brass	18-14	A
66361-3	Gold/nickel plated brass	18-14	B
66361-4	Sel. gold/nickel plated brass	18-14	C

Socket Terminals



Part Number	Material	Wire Gauge	Fig.
1-66105-9	Bright tin plated brass	24-20	A
66105-3	Gold/nickel plated brass	24-20	B
66105-4	Sel. gold/nickel plated brass	24-20	C
1-66101-9	Bright tin plated brass	18-16	A
66101-3	Gold/nickel plated brass	18-16	B
66101-4	Sel. gold/nickel plated brass	18-16	C
1-66360-2	Bright tin plated brass	18-14	A
66360-3	Gold/nickel plated brass	18-14	B
66360-4	Sel. gold/nickel plated brass	18-14	C

AMP CPC, Series 3 & 4: .230" blade width Power Terminals

Male Terminals



Part Number	Finish	Wire Gauge	Fig.
66261-2	Sel. gold/nickel plated copper	16-12	A
66261-1	Tin plated copper	16-12	B
66259-2	Sel. gold/nickel plated copper	10	A
66259-1	Tin plated copper	10	B

Female Terminals



Part Number	Finish	Wire Gauge	Fig.
66740-6	Sel. Gold / Nickel	16-12	A
66740-8	Tin plated copper	16-12	B
66741-6	Sel. Gold / Nickel	10	A
66741-8	Tin plated copper	10	B

AMP CPC Compatible Tools

Multimate Terminal Tools (Series 1 & 4)



Part Number	Description	Fig.
OBT-1028CT	Open barrel crimper for 24-14ga. wire.	A
PA-1631	One step crimper with precision fixed dual-plate dies for accuracy (no replacement dies available). For 24-14ga. wire.	B
OBS-3016	Open barrel sealed crimper for 30-16ga. wire.	C
305183	Removal tool for .062" dia. terminals	D

Power Terminal Tools (Series 3 & 4)



Part Number	Description	Fig.
90382-2	Ratchet crimper for 16-12ga. wire.	A
90384-1	Ratchet crimper for 10ga. wire.	A
6285847	Two step crimper for 20-10ga. wire.	B
91019-3	Removal tool for .230" tab terminals	C
91124-1	Removal tool for .230" tab terminals w/o plunger	D

AMP CPC: Accessories

Standard Size Strain Relief Cable Clamps

- Made of UL 94V-0 rated, stabilized, heat resistant, self extinguishing black thermoplastic material



Part Number	Shell Size	Dia. (inches)	Length (inches)	Max Cable O.D.	Thread Size	Series
1-206062-4	11	.825"	1.250"	.329"	5/8"-24 UNEF-2B	1, 3, & 4
206966-7	13	.950"	1.400"	.453"	3/4"-20 UNEF-2B	1, 3, & 4
206070-8	17	1.125"	1.400"	.453"	15/16"-20 UNEF-2B	1, 3, & 4
206138-8	23	1.600"	1.555"	.703"	1-3/8"-18 UNEF-2B	1, 3, & 4

Large Size Strain Relief Cable Clamps

- Made of UL 94V-0 rated, stabilized, heat resistant, self extinguishing black thermoplastic material



Part Number	Shell Size	Dia. (inches)	Length (inches)	Max Cable O.D.	Thread Size	Series
206358-5	11	.850"	1.450"	.453"	5/8"-24 UNEF-2B	1, 3, & 4
207008-5	13	1.131"	1.655"	.703"	3/4"-20 UNEF-2B	1, 3, & 4
206322-9	17	1.131"	1.655"	.703"	15/16"-20 UNEF-2B	1, 3, & 4
206512-5	23	1.600"	1.655"	1.125"	1-3/8"-18 UNEF-2B	1, 3, & 4

Sealing Caps

- Black thermoplastic cap w/ neoprene sealing gasket




Part Number	Shell Size	Dia. (inches)	Width (inches)	Series
206903-2	11	.360"	.927"	1
211870-2	13	.360"	1.055"	1
207445-3	17	.360"	1.295"	1 & 3
207446-3	23	.460"	1.728"	1, 3 & 4

Deutsch

DTM Series: Connectors

- Current capability: 7.5 amps
- Thermoplastic housings & wedge locks, rated at -67°F to 257°F
- Silicone elastomer seals create an environmentally sealed connection
- Terminals are nickel plated copper alloy (gold plated optional, contact us for details)
- Each housing requires a wedge lock (must be ordered separately)
- Designed specifically for cable to cable applications on the engine or transmission, under the hood, on the chassis or in the cab.

Plug Connectors



Part Number	No. of Cavities	Wedge Lock Part Number	Fig.
DTM06-2S	2	WM-2S	A
DTM06-3S	3	WM-3S	B
DTM06-4S	4	WM-4S	C
DTM06-6S	6	WM-6S	D
DTM06-08SA	8	WM-8S	E
DTM06-12SA	12	WM-12S	F

Plug connectors accept socket terminals & have orange secondary locks. (All parts sold separately)

Solid Socket Terminals



Part Number	Contact Size	Wire Gauge
0462-201-20141	20	24-20
0462-201-2031*	20	24-20

Open Barrel Socket Terminals




Part Number	Contact Size	Wire Gauge
1062-20-0122	20	20-16

Sealing Plugs



Part Number	Contact Size
0413-204-2005	20

Receptacle Connectors



Part Number	No. of Cavities	Wedge Lock Part Number	Fig.
DTM04-2P	2	WM-2P	A
DTM04-3P	3	WM-3P	B
DTM04-4P	4	WM-4P	C
DTM04-6P	6	WM-6P	D
DTM04-08PA	8	WM-8P	E
DTM04-12PA	12	WM-12P	F

Receptacle connectors accept pin terminals & have orange secondary locks. (All parts sold separately)

Solid Pin Terminals



Part Number	Contact Size	Wire Gauge
0460-202-20141	20	24-20
0460-202-2031*	20	24-20

*Terminals made of gold plated copper alloy

Open Barrel Pin Terminals



Part Number	Contact Size	Wire Gauge
1060-20-0122	20	20-16

DTM Series connectors will only accept contact size 20 terminals & plugs.

How To Assemble DTM, DT & DTP Series Deutsch Connectors



Grasp crimped contact about an inch behind the contact barrel.



Hold contact with rear grommet facing you.



Push contact into connector grommet until it clicks. A tug will confirm it's properly locked in place. Repeat with all contacts.




Insert secondary lock: receptacle- w/ half holes aligned w/ contacts; plugs- w/ full holes aligned w/ contacts. Lock will snap into place.

DT Series: Connectors

- Current capability: 13 amps
- Thermoplastic housings & wedge locks, rated at -67°F to 257°F
- Silicone elastomer seals create an environmentally sealed connection
- Terminals are made of nickel-plated copper alloy, unless otherwise noted
- Each housing requires a wedge lock (must be ordered separately)
- Designed specifically for cable to cable applications on the engine or transmission, under the hood, on the chassis or in the cab.

Plug Connectors



Part Number	No. of Cavities	Wedge Lock Part Number	Repl. Seal Part Number	Fig.
DT06-2S	2	W2S	SEAL 2	A
DT06-3S	3	W3S	SEAL 3	B
DT06-4S	4	W4S	SEAL 4	C
DT06-6S	6	W6S	SEAL 6	D
DT06-08SA	8	W8S	SEAL 8	E
DT06-12SA	12	W12S	SEAL 12	F

Plug connectors accept socket terminals & have orange secondary locks. (All parts sold separately)

Solid Socket Terminals



Part Number	Contact Size	Wire Gauge
0462-201-16141	16	20-16
0462-209-16141	16	14*
0462-201-1631	16	20-16**
0462-209-1631	16	14** **

*14ga. terminals supplied w/ painted green stripe to indicate 14ga.

Open Barrel Socket Terminals




Part Number	Contact Size	Wire Gauge
1062-16-0122	16	18-16
1062-14-0122	16	16-14

DT Series connectors will only accept contact size 16 terminals & plugs.

Pigtails featuring these connectors are available on page 247.

Receptacle Connectors



Part Number	No. of Cavities	Wedge Lock Part Number	Fig.
DT04-2P	2	W2P	A
DT04-3P	3	W3P	B
DT04-4P	4	W4P	C
DT04-6P	6	W6P	D
DT04-08PA	8	W8P	E
DT04-12PA	12	W12P	F

Receptacle connectors accept pin terminals & have green secondary locks. (All parts sold separately)

Solid Pin Terminals



Part Number	Contact Size	Wire Gauge
0460-202-16141	16	20-16
0460-215-16141	16	14*
0460-202-1631	16	20-16**
0460-215-1631	16	14** **

**Terminals made of gold-plated copper alloy

Open Barrel Pin Terminals



Part Number	Contact Size	Wire Gauge
1060-16-0122	16	18-16
1060-14-0122	16	16-14

Sealing Plugs



Part Number	Contact Size
114017	16-12

Different gauge Deutsch terminals may not be exactly as pictured

DT Series: Connectors, cont'd

Receptacle Boots

Part Number	Description	Fig.
DT2P-BT	2-way boot	A
DT3P-BT	3-way boot	B
DT4P-BT	4-way boot	C
DT6P-BT	6-way boot	D
DT8P-BT	8-way boot	E
DT12P-BT	12-way boot	F

Plug Boots

Part Number	Description	Fig.
DT2S-BT	2-way boot	A
DT3S-BT	3-way boot	B
DT4S-BT	4-way boot	C
DT6S-BT	6-way boot	D
DT8S-BT	8-way boot	E
DT12S-BT	12-way boot	F

DTP Series: Connectors

- Current capability: 25 amps
- Thermoplastic housings & wedge locks, rated at -67°F to 257°F
- Silicone elastomer seals create an environmentally sealed connection
- Terminals are nickel plated copper alloy (gold plated optional, contact us for details)
- Each housing requires a wedge lock (must be ordered separately)
- Designed to offer the proven reliability & quality of the DT Series, with the added flexibility of using power contacts

Plug Connectors



Part Number	No. of Cavities	Wedge Lock Part Number	Fig.
DTP06-2S	2	WP2S	A
DTP06-4S	4	WP4S	B

Plug connectors accept socket terminals & have orange secondary locks. (All parts sold separately)

Receptacle Connectors



Part Number	No. of Cavities	Wedge Lock Part Number	Fig.
DTP04-2P	2	WP2P	A
DTP04-4P	4	WP4P	B

Receptacle connectors accept pin terminals & have orange secondary locks. (All parts sold separately)

Solid Socket Terminals

Part Number	Contact Size	Wire Gauge
0462-203-12141	12	14-12

Open Barrel Socket Terminals

Part Number	Contact Size	Wire Gauge
1062-12-0166	12	14-12
1062-12-0222	12	10

Solid Pin Terminals

Part Number	Contact Size	Wire Gauge
0460-204-12141	12	14-12

Open Barrel Pin Terminals

Part Number	Contact Size	Wire Gauge
1060-12-0166	12	14-12
1060-12-0222	12	10

Different gauge Deutsch terminals may not be exactly as pictured

DTP Series: Connectors, cont'd

DTP Series connectors will only accept contact size 12 terminals & plugs.

Receptacle Mounting Clips



Part Number	Material	Mounting Hole O.D.	Fig.
1027-003-1200	Stainless	.433"	A
1027-005-1200	Stainless	.512"	B
1011-026-0205	Plastic	.200"	C
1011-030-0205	Plastic	.250"	D

Sealing Plugs




Part Number	Contact Size
114017	16-12

Receptacle Boots



Part Number	Description	Fig.
DTP2P-BT	2-way boot	A
DTP4P-BT	4-way boot	B

Plug Boots



Part Number	Description	Fig.
DTP2S-BT	2-way boot	A
DTP4S-BT	4-way boot	B

HD10 Series: Connectors

- Current capability: 13 amps
- Thermoplastic housings & silicone rubber grommets, rated at -67°F to 257°F
- Terminals are nickel plated copper alloy
- Designed to provide a solution to today's interconnection problems found in the heavy duty industry

Plug Connectors



Part Number	No. of Cavities	Shell Configuration	Fig.
HD16-3-96S	3	Threaded Rear	A
HD16-5-16S	5	Non-Threaded Rear	B
HD16-6-96S	6	Threaded Rear	C
HD16-9-16S	9	Non-Threaded Rear	D
HD16-9-96S	9	Threaded Rear	E

Square Flange Receptacle Connectors



Part Number	No. of Cavities	Shell Configuration	Fig.
HD10-3-96P	3	Threaded Rear	A
HD10-5-16P	5	Non-Threaded Rear	B
HD10-6-96P	6	Threaded Rear	C
HD10-9-16P	9	Non-Threaded Rear	D
HD10-9-96P	9	Threaded Rear	E

In-Line Receptacle Connectors



Plug connectors accept socket terminals & receptacle connectors accept pin terminals.

Part Number	No. of Cavities	Shell Configuration	Fig.
HD14-3-96P	3	Threaded Rear	A
HD14-5-16P	5	Non-Threaded Rear	B
HD14-6-96P	6	Threaded Rear	C
HD14-9-16P	9	Non-Threaded Rear	D
HD14-9-96P	9	Threaded Rear	E

Different gauge Deutsch terminals may not be exactly as pictured

HD10 Series: Connectors

Protective Plug Caps



Part Number	Used For
HDC-14-3	3 cavity plugs
HDC-14-6	6 cavity plugs
HDC-14-9	9 cavity plugs

Protective Receptacle Caps



Part Number	Used For
HDC-16-3	3 cavity receptacles
HDC-16-5	5 cavity receptacles
HDC-16-6	6 cavity receptacles
HDC-16-9	9 cavity receptacles

Strain Relief Brackets

- Works with plug connectors, square flange receptacle connectors & threaded rear in-line receptacle connectors
- TRM-BLK cable ties suggested to attach cable to strain relief



Part Number	Used For
HD18-003	3 cavity connectors
HD18-006	6 cavity connectors
HD18-009	9 cavity connectors

Keep a handle on your protective caps with Deutsch's rubber lanyard (#JDL-082397). Caps sold separately.



Square Flange Receptacle Gaskets



Part Number	Works With
HD10-3-GKT	HD10-3-96P
HD10-5-GKT	HD10-5-16P
HD10-6-GKT	HD10-6-96P
HD10-9-GKT	HD10-9-16P / HD10-9-96P

- Required for each square flange receptacle

Sealing Plugs



Part Number	Contact Size
114017	16-12

Solid Socket Terminals



Part Number	Contact Size	Wire Gauge
0462-201-16141	16	20-16
0462-209-16141	16	14*

Solid Pin Terminals



Part Number	Contact Size	Wire Gauge
0460-202-16141	16	20-16
0460-215-16141	16	14*

*14ga. terminals supplied w/ painted green stripe to indicate 14ga.


HD10 Series connectors only accept contact size 16 terminals & plugs. Connectors & accessories are not interchangeable with the HD30 or HDP30 Series.

For a complete list of all Deutsch tooling options, please see page 94.

HD30 Series: Connectors


- Current capability: 7.5 amps (Size 20 contacts) thru 100 amps (Size 4 contacts)
- Aluminum housings & silicone rubber grommets, rated at -67°F to 257°F
- Terminals are nickel plated copper alloy
- Designed to meet the needs of the heavy duty equipment & transportation industries for rugged, multi-pin sealed connector systems

Plug Connectors



	Part Number	No. of Cavities - Contact Size	Fig.
Shell Size 18	HD36-18-6SN	2 - size 4, 4 - size 16	A
	HD36-18-8SN	8 - size 12	B
	HD36-18-14SN	14 - size 16	C
	HD36-18-20SN	2 - size 16, 18 - size 20	D
	HD36-18-21SN	21 - size 20	E
Shell Size 24	HD36-24-9SN	1 - size 4, 2 - size 8, 6 - size 12	F
	HD36-24-14SN	1 - size 4, 1 - size 12, 12 - size 16	G
	HD36-24-16SN	16 size 12	H
	HD36-24-18SN	1 - size 8, 3 - size 12, 14 - size 16	I
	HD36-24-19SN	6 - size 12, 13 - size 16	J
	HD36-24-21SN	4 - size 12, 17 - size 16	K
	HD36-24-23SN	23 - size 16	L

Receptacle Connectors



	Part Number	No. of Cavities - Contact Size	Fig.
Shell Size 18	HD34-18-6PN	2 - size 4, 4 - size 16	A
	HD34-18-8PN	8 - size 12	B
	HD34-18-14PN	14 - size 16	C
	HD34-18-20PN	2 - size 16, 18 - size 20	D
	HD34-18-21PN	21 - size 20	E
Shell Size 24	HD34-24-9PN	1 - size 4, 2 - size 8, 6 - size 12	F
	HD34-24-14PN	1 - size 4, 1 - size 12, 12 - size 16	G
	HD34-24-16PN	16 size 12	H
	HD34-24-18PN	1 - size 8, 3 - size 12, 14 - size 16	I
	HD34-24-19PN	6 - size 12, 13 - size 16	J
	HD34-24-21PN	4 - size 12, 17 - size 16	K
	HD34-24-23PN	23 - size 16	L

Protective Plug Caps



Part Number	Shell Size
HDC36-18	18
HDC36-24	24

Protective Receptacle Caps



Part Number	Shell Size
HDC34-18	18
HDC34-24	24

Sealing Plugs



Part Number	Contact Size
0413-204-2005	20
114017	12-16
114018	8
114019	4

Receptacle Panel Nuts & Lockwashers



Part Number	Description	Shell Size	Fig.
114020-90	Nut	18	A
112263-90	Nut	24	A
114021	Washer	18	B
112264	Washer	24	B

Strain Relief Brackets




Part Number	Description	Shell Size	Fig.
WHDS-18-1	Straight	18	A
WHDS-24-1	Straight	24	A
WHDS-18-2	90°	18	B
WHDS-24-2	90°	24	B

Different gauge Deutsch terminals may not be exactly as pictured


HD30 Series: Connectors, cont'd

Solid Socket Terminals



Part Number	Contact Size	Wire Gauge
0462-201-20141	20	20
0462-005-20141	20	18-16
0462-201-16141	16	20-16
0462-209-16141	16	14*
0462-203-12141	12	14-12
0462-203-08141	8	10-8
0462-203-04141	4	6


Solid Pin Terminals



Part Number	Contact Size	Wire Gauge
0460-202-20141	20	20
0460-010-20141	20	18-16
0460-202-16141	16	20-16
0460-215-16141	16	14*
0460-204-12141	12	14-12
0460-204-08141	8	10-8
0460-204-0490	4	6


*14ga. terminals supplied w/ painted green stripe to indicate 14ga.

Open Barrel Socket Terminals



Part Number	Contact Size	Wire Gauge
1062-20-0122	20	22-16
1062-16-0122	16	18-14
1062-14-0122	16	16-14
1062-12-0166	12	14-12

Open Barrel Pin Terminals




Part Number	Contact Size	Wire Gauge
1060-20-0122	20	22-16
1060-16-0122	16	18-14
1060-14-0122	16	16-14
1060-12-0166	12	14-12

Plug connectors accept socket terminals & receptacle connectors accept pin terminals.

HDP20 Series: Connectors

- Current capability: 7.5 amps (Size 20 contacts) thru 100 amps (Size 4 contacts)
- Thermoplastic housings & silicone rubber grommets, rated at -67°F to 257°F
- Terminals are nickel plated copper alloy
- Designed to stand up to the harsh environment of the industrial market where chemicals can damage the connector housing

Plug Connectors



	Part Number	No. of Cavities - Contact Size	Fig.
Shell Size 18	HDP26-18-6SN	2 - size 4, 4 - size16	A
	HDP26-18-8SN	8 - size 12	B
	HDP26-18-14SN	14 - size 16	C
	HDP26-18-20SN	2 - size 16, 18 - size 20	D
	HDP26-18-21SN	21 - size 20	E

Receptacle Connectors



	Part Number	No. of Cavities - Contact Size	Fig.
Shell Size 18	HDP24-18-6PN	2 - size 4, 4 - size16	A
	HDP24-18-8PN	8 - size 12	B
	HDP24-18-14PN	14 - size 16	C
	HDP24-18-20PN	2 - size 16, 18 - size 20	D
	HDP24-18-21PN	21 - size 20	E

Different gauge Deutsch terminals may not be exactly as pictured

HDP20 Series: Connectors, cont'd

Plug Connectors



Shell Size 24	Part Number	No. of Cavities - Contact Size	Fig.
	HDP26-24-9SN	1 - size 4, 2 - size 8, 6 - size 12	F
	HDP26-24-14SN	1 - size 4, 1 - size 12, 12 - size 16	G
	HDP26-24-16SN	16 size 12	H
	HDP26-24-18SN	1 - size 8, 3 - size 12, 14 - size 16	I
	HDP26-24-19SN	6 - size 12, 13 - size 16	J
	HDP26-24-21SN	4 - size 12, 17 - size 16	K
	HDP26-24-23SN	23 - size 16	L

Receptacle Connectors



Shell Size 24	Part Number	No. of Cavities - Contact Size	Fig.
	HDP24-24-9PN	1 - size 4, 2 - size 8, 6 - size 12	F
	HDP24-24-14PN	1 - size 4, 1 - size 12, 12 - size 16	G
	HDP24-24-16PN	16 size 12	H
	HDP24-24-18PN	1 - size 8, 3 - size 12, 14 - size 16	I
	HDP24-24-19PN	6 - size 12, 13 - size 16	J
	HDP24-24-21PN	4 - size 12, 17 - size 16	K
	HDP24-24-23PN	23 - size 16	L

Protective Receptacle Caps



Part Number	Shell Size
HDC26-18	18
HDC26-24	24

Sealing Plugs



Part Number	Contact Size
0413-204-2005	20
114017	12-16
114018	8
114019	4

Receptacle Panel Nuts



Part Number	Description	Shell Size
2411-002-1805	Nut	18
2411-001-2405	Nut	24

Receptacle Lockwashers



Part Number	Description	Shell Size
2414-002-1886	Washer	18
2414-001-2486	Washer	24

Plug & Receptacle Boots



Part Number	Description	Fig.
HD30-18BT-BK	Shell size 18, straight	A
HD30-18BT-90-BK	Shell size 18, 90° bend	B
HD30-24BT-BK	Shell size 24, straight	C
HD30-24BT-90-BK	Shell size 24, 90° bend	D

Different gauge Deutsch terminals may not be exactly as pictured

HDP20 Series: Connectors, cont'd

Solid Socket Terminals



Part Number	Contact Size	Wire Gauge
0462-201-20141	20	20
0462-005-20141	20	18-16
0462-201-16141	16	20-16
0462-209-16141	16	14*
0462-203-12141	12	14-12
0462-203-08141	8	10-8
0462-203-04141	4	6

Solid Pin Terminals



Part Number	Contact Size	Wire Gauge
0460-202-20141	20	20
0460-010-20141	20	18-16
0460-202-16141	16	20-16
0460-215-16141	16	14*
0460-204-12141	12	14-12
0460-204-08141	8	10-8
0460-204-0490	4	6

*14ga. terminals supplied w/ painted green stripe to indicate 14ga.

Open Barrel Socket Terminals



Part Number	Contact Size	Wire Gauge
1062-20-0122	20	22-16
1062-16-0122	16	18-14
1062-14-0122	16	16-14
1062-12-0166	12	14-12

Open Barrel Pin Terminals




Part Number	Contact Size	Wire Gauge
1060-20-0122	20	22-16
1060-16-0122	16	18-14
1060-14-0122	16	16-14
1060-12-0166	12	14-12

Plug connectors accept socket terminals & receptacle connectors accept pin terminals.

Deutsch Compatible Tools

Removal Tools



Part Number	Contact Size	Wire Gauge	Fig.
0411-240-2005	20	22-20	A
0411-310-1605	16	18-16	B
0411-291-1405	16	16-14	C
114010	12	14-12	D
114008	8	10-8	E
114009	4	6	F
DT-RT-1	N/A	N/A	G

Solid Contact Crimping Tools



Part Number	Description	Contact Size	Wire Gauge	Fig.
DC-18860	4 indent	12	12	A
PA-1461	4 indent	16	18-14	A
PA-1462	4 indent	20	22-20	A
HDT-48-00	8 indent	20, 16	20-12	B
0426-209-0000	Repl. screw	N/A	N/A	C

Open Barrel Contact Crimping Tools



Part Number	Contact Size	Wire Gauge	Fig.
DTT-20-02	20	22-14	A
DTT-16-00	16	16-14	A
DTT-12-00	12	14-12	B

Solid Contact Crimping Tool



- Two indent crimp

Part Number	Contact Size	Wire Gauge
HDT-04-08	8 & 4	10-6
DC-18870	8 & 4	10-6

Contents



Battery Lugs & Terminals	96
Copper Lugs	96
Tin Plated Copper Splices	97
HD Starter Ground Lug Battery Terminals	97
Anti-Rotational HD Stacking Batt. Terminals	98
Post Battery Terminals	98
Stud Type Battery Terminals	99
Miscellaneous Battery Terminals	99
Side Mount Battery Terminals & Bolts	100
Side Mount Accessory Adapters	100
Top Mount Accessory Adapters	100
Battery Nuts & Bolts	101



Solder & Flux	101
--------------------------	------------



Battery Power Products	102
SB 50 Series Connector - 50 Amp	102
SB 175 Series Connector - 175 Amp	102
SB 350 Series Connector - 350 Amp	102



Terminal Boots & Protectors	103
BCL Terminal Protectors	103
HDL Terminal Protectors	103



Battery Cables	104
-----------------------	------------



Ground Straps	104
----------------------	------------



Heavy Duty Battery Accessories	105
Battery Charging Posts	105
Heavy Duty Battery Jumper Terminal	105
Heavy Duty Battery Feeder Stud	105
Feed Thru Stud Type Junction Block	106



Jumper Cables & Accessories	106
Jumper Cables	106
Jumper Cables Ends	107



Battery Chargers	107
-------------------------	------------



Battery Service Aids & Accessories	108
Battery Chemicals	108
Battery Terminal Accessories	108

REFERENCE

How To Use a Solder Slug	101
--------------------------	-----

Battery Lugs & Terminals

Copper Lugs

- Almost all of our BCL lugs are available tin plated & some are available with a wide pad & also tin plated w/ wide pad, indicated by the **W**
- BCL lug's can also be soldered for extra strength in your connections



Varieties Available	
Tin Plated Copper	T
Regular Copper w/ Wide Pad	W
Tin Plated Copper w/ Wide Pad	WT

For the correct part number, use the abbreviations above (in red), along with this example:

BCL-4-38WT

Part Number	Wire Gauge	Stud Size	Stock Thickness	Pad Width
BCL-8-10	8	10	.070	.450
BCL-8-14	8	1/4	.070	.450
W BCL-8-56	8	5/16	.070	.450
W BCL-8-38	8	3/8	.070	.600
BCL-6-10	6	10	.080	.450
W BCL-6-14	6	1/4	.080	.450
W BCL-6-56	6	5/16	.080	.450
W BCL-6-38	6	3/8	.070	.600
BCL-6-12	6	1/2	.080	.760
BCL-4-10	4	10	.080	.530
BCL-4-14	4	1/4	.080	.530
W BCL-4-56	4	5/16	.080	.530
W BCL-4-38	4	3/8	.080	.530
BCL-4-12	4	1/2	.090	.760
BCL-2-14	2	1/4	.090	.620
BCL-2-56	2	5/16	.090	.620
W BCL-2-38	2	3/8	.090	.620
BCL-2-12	2	1/2	.090	.760
BCL-1-14	1	1/4	.100	.660
W BCL-1-56	1	5/16	.100	.660
W BCL-1-38	1	3/8	.100	.660

Part Number	Wire Gauge	Stud Size	Stock Thickness	Pad Width
BCL-1-12	1	1/2	.100	.760
BCL-1/0-14	1/0	1/4	.110	.730
BCL-1/0-56	1/0	5/16	.110	.730
W BCL-1/0-38	1/0	3/8	.110	.730
BCL-1/0-12	1/0	1/2	.110	.730
BCL-2/0-14	2/0	1/4	.110	.820
BCL-2/0-56	2/0	5/16	.110	.820
BCL-2/0-38	2/0	3/8	.110	.820
BCL-2/0-12	2/0	1/2	.110	.820
BCL-3/0-14	3/0	1/4	.120	.910
BCL-3/0-56	3/0	5/16	.120	.910
BCL-3/0-38	3/0	3/8	.120	.910
BCL-3/0-12	3/0	1/2	.120	.910
BCL-4/0-14	4/0	1/4	.130	1.000
BCL-4/0-56	4/0	5/16	.130	1.000
BCL-4/0-38	4/0	3/8	.130	1.000
BCL-4/0-12	4/0	1/2	.130	1.000
BCL-250-38	250	3/8	.110	1.8125
BCL-250-12	250	1/2	.110	1.8125
BCL-250-58	250	5/8	.110	1.8125

Want to stay organized? Purchase our Copper Lug Kit (COPPER-LUG-KIT) on page 425. 226 different sized lugs come housed in one of our handy metal boxes.

To ensure the perfect crimp, we recommend the TS-1090 crimper for 6 - 4/0ga. or the TS-1080 crimper for all 6 - 1/0ga. BCL & HDL lugs. For more information, see page 437.

Tin Plated Copper Splices

- These BCSP splices are made from 99.9% copper, with electro-tin plating and are seamless
- Designed for stranded copper wired
- Highly controlled flare to allow for easy cable insertion
- Rated for 600V



Part Number	Wire Gauge
BCSP-8	8
BCSP-6	6
BCSP-4	4
BCSP-2	2
BCSP-1	1

Part Number	Wire Gauge
BCSP-10	1/0
BCSP-20	2/0
BCSP-30	3/0
BCSP-40	4/0

Heavy Duty Starter Ground Lug Battery Terminals

- These HDL lugs are made from 100% copper, with tin plating and are stackable
- HDL lug's can also be soldered for extra strength in your connections

Standard Starter Ground Lugs



Part Number	Wire Gauge	Stud Size	Stock Thickness	Pad Width
HDL-8-14	8	1/4	.075	.550
HDL-8-38	8	3/8	.060	.700
HDL-6-14	6	1/4	.110	.470
HDL-6-56	6	5/16	.080	.630
HDL-6-38	6	3/8	.080	.600
HDL-6-12	6	1/2	.065	.700
HDL-4-14	4	1/4	.110	.560
HDL-4-56	4	5/16	.100	.600
HDL-4-38	4	3/8	.100	.600
HDL-4-12	4	1/2	.090	.670
HDL-1-14	1-2	1/4	.150	.770
HDL-1-56	1-2	5/16	.150	.770
HDL-1-38	1-2	3/8	.150	.770
HDL-1-12	1-2	1/2	.150	.770

Part Number	Wire Gauge	Stud Size	Stock Thickness	Pad Width
HDL-100-14	1/0	1/4	.150	.870
HDL-100-56	1/0	5/16	.150	.870
HDL-100-38	1/0	3/8	.150	.870
HDL-100-12	1/0	1/2	.150	.870
HDL-200-14	2/0	1/4	.180	.920
HDL-200-56	2/0	5/16	.180	.920
HDL-200-38	2/0	3/8	.180	.920
HDL-200-12	2/0	1/2	.180	.920
HDL-300-56	3/0	5/16	.180	.920
HDL-300-38	3/0	3/8	.180	1.020
HDL-300-12	3/0	1/2	.180	1.020
HDL-400-38	4/0	3/8	.180	1.100
HDL-400-56	4/0	5/16	.180	1.100
HDL-400-12	4/0	1/2	.180	1.100

Check out our Heavy Duty Lug Kit (HDL-KIT) on page 425. It features 170 of these heavy duty lugs and has everything you'll need.

Anti-Rotational Heavy Duty Stacking Battery Terminals

- Anti-rotational indents allow stacking, grip the battery securely & prevent movement.
- Stamped from 99.9% ETP copper, these are the most conductive stud top terminals available.



Part Number	Wire Gauge	Stud Size
HDL-N-438	4	3/8
HDL-N-1238	1-2	3/8
HDL-N-1038	1/0	3/8

Part Number	Wire Gauge	Stud Size
HDL-N-2038	2/0	3/8
HDL-N-3038	3/0	3/8
HDL-N-4038	4/0	3/8

Post Battery Terminals

Straight Post Terminal



Part Number	Post Type	Wire Gauge
SBT-4	Universal	6-4
SBT-1P	Positive	1-2
SBT-1N	Negative	1-2
SBT-1/0P	Positive	1/0
SBT-1/0N	Negative	1/0
SBT-2/0P	Positive	2/0
SBT-2/0N	Negative	2/0
SBT-3/0P	Positive	3/0
SBT-3/0N	Negative	3/0
SBT-4/0P	Positive	4/0
SBT-4/0N	Negative	4/0

Flag Post Terminal



Part Number	Post Type	Wire Gauge
SBTF-1/0P	Positive	1/0
SBTF-1/0N	Negative	1/0
SBTF-2/0P	Positive	2/0
SBTF-2/0N	Negative	2/0
SBTF-3/0P	Positive	3/0
SBTF-3/0N	Negative	3/0
SBTF-4/0P	Positive	4/0
SBTF-4/0N	Negative	4/0

Left Angle Post Terminal



Part Number	Post Type	Wire Gauge
SBT-1/0P-LA	Positive	1/0
SBT-1/0N-LA	Negative	1/0
SBT-2/0P-LA	Positive	2/0
SBT-2/0N-LA	Negative	2/0
SBT-3/0P-LA	Positive	3/0
SBT-3/0N-LA	Negative	3/0
SBT-4/0P-LA	Positive	4/0
SBT-4/0N-LA	Negative	4/0

Right Angle Post Terminal



Part Number	Post Type	Wire Gauge
SBT-1/0P-RA	Positive	1/0
SBT-1/0N-RA	Negative	1/0
SBT-2/0P-RA	Positive	2/0
SBT-2/0N-RA	Negative	2/0
SBT-3/0P-RA	Positive	3/0
SBT-3/0N-RA	Negative	3/0
SBT-4/0P-RA	Positive	4/0
SBT-4/0N-RA	Negative	4/0

Need a variety of battery terminals? Then you need our Battery Terminal Kit (BATT-TERM-KIT). It has over 100 pieces of our different heavy duty battery terminals in it.

To ensure the perfect crimp, we recommend the TS-1090 or TS-1080 tool for all of our lugs. For more information, see page 437.

For longer service life on all of your battery cable connections, we recommend our 700 Series shrink tubing (see page 414 for specs). For your convenience, we now offer it cut into 1-1/2" pieces. Please contact customer service for more details.

Post Battery Terminals, cont'd

90° Starter Ground Lugs



Part Number	Wire Gauge	Stud Size
HDL-8-38-90	8	3/8
HDL-6-38-90	6	3/8
HDL-4-38-90	4	3/8
HDL-4-12-90	4	1/2
HDL-1-38-90	1-2	3/8
HDL-1-12-90	1-2	1/2
HDL-100-38-90	1/0	3/8

Part Number	Wire Gauge	Stud Size
HDL-100-12-90	1/0	1/2
HDL-200-38-90	2/0	3/8
HDL-200-12-90	2/0	1/2
HDL-300-38-90	3/0	3/8
HDL-300-12-90	3/0	1/2
HDL-400-38-90	4/0	3/8
HDL-400-12-90	4/0	1/2

45° Starter Ground Lugs



Part Number	Wire Gauge	Stud Size
HDL-8-38-45	8	3/8
HDL-6-38-45	6	3/8
HDL-4-38-45	4	3/8
HDL-4-12-45	4	1/2
HDL-1-38-45	1-2	3/8
HDL-1-12-45	1-2	1/2
HDL-100-38-45	1/0	3/8

Part Number	Wire Gauge	Stud Size
HDL-100-12-45	1/0	1/2
HDL-200-38-45	2/0	3/8
HDL-200-12-45	2/0	1/2
HDL-300-38-45	3/0	3/8
HDL-300-12-45	3/0	1/2
HDL-400-38-45	4/0	3/8
HDL-400-12-45	4/0	1/2

Stud Type Battery Terminals

Double Barrel Terminal



Part Number	Wire Gauge	Stud Size
ST-1/0	1/0	3/8
ST-2/0	2/0	3/8
ST-3/0	3/0	3/8

Single Barrel Terminal



Part Number	Wire Gauge	Stud Size
ST-4S-SM*	4	3/8
ST-4S	4	3/8
ST-1S	1 - 2	3/8
ST-1/0S	1/0	3/8
ST-2/0S	2/0	3/8
ST-3/0S	3/0	3/8

* Includes bolt for fastening to side mount battery terminal

Miscellaneous Battery Terminals

Wing Nut Terminal



Part Number	Post Type	Stud Size
WNBT-P	Positive	3/8
WNBT-N	Negative	5/16
WNBT-2	1 pos. & 1 neg.	

Solid Lead Military Type Terminal

- For diesel truck applications with parallel batteries



Part Number	Post Type	MS Spec
BT-38P	Positive	MS-75004-1
BT-38N	Negative	MS-75004-2

Miscellaneous Battery Terminals, cont'd

Universal Lead Terminal



Part Number	Post Type	Wire Gauge
BTSD-L	Universal	6 - 1
BTSD-2/0	Universal	2 - 4/0

Truck Battery Terminal



Part Number	Post Type	Wire Gauge
BTSD-3P	Positive	6 - 1
BTSD-3N	Negative	6 - 1

Side Mount Battery Terminals & Bolts

Side Mount Terminal

- Includes bolt for fastening to battery



Part Number	Wire Gauge	Stud Size
BTSD-SM	6 - 1	3/8

OEM Side Mount Bolt



Part Number	Description
SMBA-S	1.15" total length, 3/8-16 thread

Side Mount Accessory Adapters

- Connects power to communication equipment & accessories on vehicles with side mount batteries.

Long Side Mount Adapter




Part Number	Description	Fig.
SMBA-L	1" total length, 3/8-16 thread. Zinc plated	A
6706-010	Optional spacer	B

Extra Long Side Mount Adapter




Part Number	Description
SMBA	1.75" total length, 3/8-16 thread

Heavy Duty Side Mount Adapter



Zinc plated nut



Part Number	Description	Total Length	Studs	Fig.
SMBA-HD	For single power lead	1.5"	3/8 stud & 5/16 accessory post	A
BA-22XL	For double power lead	2"	3/8-16 accessory post	B

Top Mount Accessory Adapters

- Connects power to communication equipment & accessories on vehicles with top mount batteries.

Heavy Duty Top Mount Adapter



Zinc plated nut

Part Number	Description
ADN-14	1.610" total length, 5/16-18 male stud & 1/4-20 female accessory post
ADN-38	1.875" total length, 3/8-16 male stud & 3/8-16 female accessory post

Battery Nuts & Bolts



Part Number	Working Length	Stud Size	Post Type	Fig.
BB	1-7/32"	5/16-18	N/A	A
BB-14	1-5/8"	1/4-20	N/A	B
BB-BLACK	1-1/4"	5/16-18	Negative	C
BB-RED	1-1/4"	5/16-18	Positive	D
SMBB	7/16"	3/8-16	N/A	E

Solder & Flux

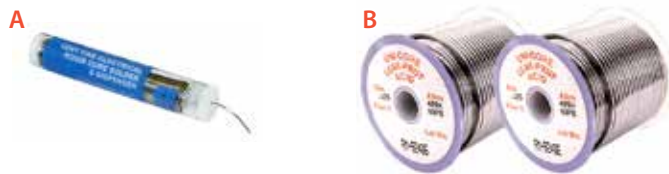
Flux



Part Number	Description	Net Weight	Fig.
51012	Paste	2 oz.	A
51024	Liquid Rosin	3 oz.	B

Check out our wide range of torches & soldering guns to work with all of our solder, on pages 443 & 444

Solder



Part Number	Tin % / Lead %	Core Type	Dia.	Net Weight	Fig.
TS60/40RC-032	60 / 40	Rosin	.032	.5 oz.	A
TS60/40RC-032-1	60 / 40	Rosin	.032	1 lb.	B
TS60/40RC-062-1	60 / 40	Rosin	.062	1 lb.	B
TS60/40RC-093-1	60 / 40	Rosin	.093	1 lb.	B
TS60/40RC-125-1	60 / 40	Rosin	.125	1 lb.	B
TS40/60AC-125-1	40 / 60	Acid	.125	1 lb.	B
TS-LF/RC-093-1	100 / 0	Lead Free Rosin	.093	1 lb.	B
TS-LF/AC-125-1	100 / 0	Lead Free Rosin	.125	1 lb.	B


Solder Slugs



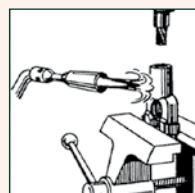
Part Number	Color	Wire Gauge
ESP-6	Gray	6
ESP-4	Gray	4
ESP-2	Green	2
ESP-1	Pink	1
ESP-1/0	Black	1/0
ESP-2/0	Orange	2/0
ESP-3/0	Purple	3/0
ESP-4/0	Yellow	4/0

Keep a variety of solder slug sizes on hand with our Solder Slug Kit (ESP-KIT-6).

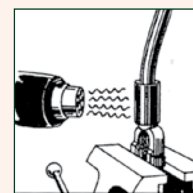
How To Use a Solder Slug



Insert terminal into bench vise & drop slug into terminal. Slide shrink tube over cable.



Strip 1" of insulation from cable, apply flux to exposed copper & insert in terminal. Heat terminal with propane torch until slug is melted.



Slide shrink tube into place & heat with a heat gun.

Battery Power Products

SB 50 Series Connector - 50 Amp - 600VDC



- Operating temp: -4° to 221°F

Part Number	Color	Wire Gauge	Description
SY6319	Gray	6	Housing w/ springs & 2 contacts
SY6319G2	Gray	8	
SY6319G1	Gray	12-10	
SY6331G1	Red	6	
SY6331G2	Red	12-10	

- 1.89"L x 1.38"W x 0.63"H

Part Number	Color	Wire Gauge	Description
SY992	Gray	N/A	Housing w/ springs only
SY903G1	N/A	6	2 terminal contacts
SY905G1	N/A	8	
SY904G1	N/A	12-10	
134G1	Red	N/A	Dust cover

SB 175 Series Connector - 175 Amp - 600VDC



- Operating temp: -4° to 221°F
- 3.13"L x 2.19"W x 1.00"H

Part Number	Color	Wire Gauge	Description
SY6325G1	Gray	1/0	Housing w/ springs & 2 contacts
SY6325G5	Gray	2	
SY6325G6	Gray	4	
SY6326G1	Blue	1/0	
SY6328G1	Yellow	1/0	
SY6329G1	Red	1/0	

Part Number	Color	Wire Gauge	Description
SY940	Gray	N/A	Housing w/ springs only
SY941	Blue	N/A	
SY943	Yellow	N/A	
SY949	Red	N/A	
SY944	N/A	1/0	2 terminal contacts
SY944-2	N/A	2	
SY944-4	N/A	4	
134G2	Red	N/A	Dust cover

SB 350 Series Connector - 350 Amp - 600VDC



- Operating temp: -4° to 221°F
- 4.25"L x 2.75"W x 1.31"H

Part Number	Color	Wire Gauge	Description
SY6320G1	Gray	2/0	Housing w/ springs & 2 contacts
SY6320G5	Gray	3/0	
SY6320G2	Gray	4/0	
SY6321G1	Blue	2/0	
SY6321G5	Blue	3/0	
SY6321G2	Blue	4/0	
SY6322G1	Red	2/0	
SY6322G5	Red	3/0	
SY6322G2	Red	4/0	

Part Number	Color	Wire Gauge	Description
SY906	Gray	N/A	Housing w/ springs only
SY912	Blue	N/A	
SY913	Red	N/A	
SY907	N/A	2/0	2 terminal contacts
SY916	N/A	3/0	
SY908	N/A	4/0	
134G3	Red	N/A	Dust cover

We recommend the TS-1090 or TS-1080 tools for all the lugs in this section. For more information, see page 402.

Protect your connections from dust & debris with our new dust covers. See each series section for the cover that will fit your series.



All of the SB Series Power Connectors mate to themselves, just by flipping one connector over.

Terminal Boots & Protectors

- Protects alternator & electrical system from power surges & shorts
- Reduce risk of battery explosion caused by sparks
- Made from PVC rated to 190°F
- Color coded for easy identification
- Conforms to SAE J1128 dielectric specifications, meets OSHA & USCG requirements
- All are packaged in quantities of 5

BCL Terminal Protectors

Automotive Lug




Part Number	Color	Wire Gauge
TSAL-1R	Red	1 - 2
TSAL-1B	Black	1 - 2
TSAL-100R	Red	1/0 - 2/0
TSAL-100B	Black	1/0 - 2/0

Lug & Ring Terminal



Part Number	Color	Inside Dia.	Wire Gauge
CAP-R	Red	.81"	8-2
CAP-B	Black	.81"	8-2
CAP-R-XS	Red	.73"	18-10
CAP-B-XS	Black	.73"	18-10

Heavy Duty Starter



Part Number	Color	A	B	Wire Gauge	Fig.
TSHDS-4R	Red	1.00"	.300"	4	A
TSHDS-4B	Black	1.00"	.300"	4	A
TSHDS-1R	Red	1.00"	.500"	1 - 2	A
TSHDS-1B	Black	1.00"	.500"	1 - 2	A
TSHDS-100R	Red	1.00"	.650"	1/0 - 2/0	B
TSHDS-100B	Black	1.00"	.650"	1/0 - 2/0	B
TSHDS-400R	Red	1.27"	.750"	3/0-4/0	B
TSHDS-400B	Black	1.27"	.750"	3/0-4/0	B

These protectors work with our BCL terminals found on page 96.

Other sizes & styles of terminal protectors are available. If you don't see what you need, contact customer service or your local sales rep for more info.

HDL Terminal Protectors

Straight Clamp



Part Number	Color	Wire Gauge
TSSC-6R	Red	6
TSSC-6B	Black	6
TSSC-4R	Red	4
TSSC-4B	Black	4
TSSC-1R	Red	1 - 2
TSSC-1B	Black	1 - 2
TSSC-100R	Red	1/0 - 2/0
TSSC-100B	Black	1/0 - 2/0

Flag Clamp



Part Number	Color	Wire Gauge
TSFC-1R	Red	1 - 2
TSFC-1B	Black	1 - 2
TSFC-100R	Red	1/0 - 3/0
TSFC-100B	Black	1/0 - 3/0

These protectors work with our HDL & SBT terminals found on page 97 & 98.

Battery Cables

Jump Battery Cables

- Cables feature anti-rotational lugs



Part Number	Length (eye to eye)	Wire Gauge	Terminals	Color	Fig.
JUMP-8-RED	8"	1/0	3/8 lugs	Red	A
JUMP-8-RED-2/0	8"	2/0	3/8 lugs	Red	A
JUMP-8-BLK	8"	1/0	3/8 lugs	Black	A
JUMP-8-BLK-2/0	8"	2/0	3/8 lugs	Black	A
JUMP-16-RED	16"	1/0	3/8 lugs	Red	A
JUMP-16-BLK	16"	1/0	3/8 lugs	Black	A
JUMP-10F-RED	10"	1/0	1 left, 1 right angle	Red	B
JUMP-10F-BLK	10"	1/0	1 left, 1 right angle	Black	B

Multi-Battery Overmolded Cable Assembly

- Fits up to 3/8" stud



Part Number	Size	Length	Wire Gauge	Color
G31-7R	2 Battery	7"	2/0	Red
G31-7B	2 Battery	7"	2/0	Black
G31-14R	3 Battery	14"	2/0	Red
G31-14B	3 Battery	14"	2/0	Black
G31-21R	4 Battery	21"	2/0	Red
G31-21B	4 Battery	21"	2/0	Black

Battery Stud Top Nuts

- Sold in quantities of five



Part Number	Material	Stud Size
505N-STAINLESS	Stainless Steel	3/8
505N-RED	Nylon	3/8
505N-BLACK	Nylon	3/8

Our Jump Battery Cables can be custom made to any length & wire gauge you need. Please contact your salesperson for a quote.

Protective Stud Caps

- Sold in quantities of ten



Part Number	Stud Size
G31-CAP-R	3/8
G31-CAP-B	3/8

Ground Straps

- Flat braided, tight weave tinned copper provides maximum flexibility
- Provides an excellent low resistance ground path
- Ideal shielding for short run cable

Bulk Ground Strapping



Part Number	Width (inches)	Wire Gauge	Stranding #/Ga.	Nom. Ampacity
M808	1/4	14	168/36	32
M810	3/8	12	288/36	40
M812	1/2	10	384/36	53
M816	3/4	7	864/36	88
M820	1-3/8	5	336/30	100
M822	1-1/2	3	528/30	145
M823	1-3/4	2/0	1248/30	250

Spool Sizes Available

50'	50
100'	100
500'	500

For the correct part number, use the abbreviations above (in red), along with this example:

M810 - 100

Ground Straps, cont'd

Ground cables can be custom made to your exact specifications, please ask your sales rep or customer service for more details.

Pre-Made Ground Straps




Part Number	Length (inches)	Width (inches)	Wire Gauge	Stud Size
GS-1009	9	1-1/2	1/0	3/8
GS-1012	12	1-1/2	1/0	3/8
GS-1015	15	1-1/2	1/0	3/8
GS-1018	18	1-1/2	1/0	3/8

Heavy Duty Battery Accessories


Battery Charging Posts

Male Charging Posts



Part Number	Post Type
BPA-P	Positive
BPA-N	Negative

Female Charging Posts



Part Number	Post Type
BPF-P	Positive
BPF-N	Negative

Heavy Duty Battery Jumper Terminal

- For battery connections at easily accessible locations, inside or outside vehicle
- Can be used individually (pos. terminal) or in pairs (pos. & neg. terminals)
- Solid brass, grooved contact post: 13/16" dia., 1-1/8" long
- Accepts standard jumper cables
- Brass hex nut & washer included, 3/8" - 16 stud

See page 107 for the corresponding Jumper Cable Ends to use with these HD Battery Jumper Terminals.



Part Number	Color	Post Type	Amps	Volts
CH-46210-02	Red	Positive	150	6 - 48
CH-46210-03	Black	Negative	150	6 - 48
CH-97846-A	Red	Replacement cap		
CH-97846-B	Black	Replacement cap		

Heavy Duty Battery Feeder Stud



- Designed to bring D.C. power through firewalls & bulkheads
- Impact resistant plastic insulator / mounting bushing, 1-17/64" dia., 5/8" long
- Two 3/8"-16 threaded brass stud terminals, 5/8" long

Part Number	Volts	Max Amps	Color
CH-46211-01	6 - 36	150	Black
CH-46211-R	6 - 36	150	Red

Feed Thru Stud Type Junction Block



- Heavy duty ground or power connection points
- AC/DC current
- Thermoplastic base w/ zinc plated brass studs

Part Number	Color	Stud Size	Amps
C-1933	Black	1/2-13	400
C-5898	Red	3/8-16	250
C-1938	Black	3/8-16	250
C-2791	Black	1/4-20	100

Jumper Cables & Accessories

Jumper Cables

- Inner cable constructed of 100% fine stranded copper wire
- Tangle free design remains flexible even in cold weather

Clamp On Jumper Cables



Part Number	Length (feet)	Wire Gauge	Amps/Clamp	Clamp Type
JC-44-15	15	4	400	JCHD
JC-44-20	20	4	400	JCHD
JC-44-25	25	4	400	JCHD
JC-22-15	15	2	600	3308
JC-22-20	20	2	600	3308
JC-22-25	25	2	600	3308
JC-11-15	15	1	800	3308
JC-11-20	20	1	800	3308
JC-11-25	25	1	800	3308

Do you have a unique application? We can customize our power cables to meet your exact requirements. Contact customer service or your sales rep for more info.

If you're interested in making your own, check out our jumper cable clamps on the following page & bonded booster cable you'll need to assemble them on page 116.

To protect you plug-in jumper cable connections from dust & debris, see page 102 for more information on the connector cover, part # 134G3.

Plug In Jumper Cables

- Lug-to-plug end (LTP) has two 3/8 stud terminals for easy, permanent installation in service vehicle
- Clamp-to-plug end (CTP) connects to the LTP via a SB 175 Series plug that can be easily disconnected, allowing you to store the CTP in cab of service vehicle, reducing risk of theft, loss or damage
- Wire gauge must match when ordering as a set. EX: LTP-44 & CTP-44-20



Part Number	Length (feet)	Wire Gauge	Amps/Clamp	Clamp Type
LTP-44	3	4	N/A	Terminal
LTP-22	3	2	N/A	Terminal
LTP-11	3	1	N/A	Terminal
LTP-44-6	6	4	N/A	Terminal
LTP-22-6	6	2	N/A	Terminal
LTP-11-6	6	1	N/A	Terminal
CTP-44-15	15	4	400	JCHD
CTP-44-20	20	4	400	JCHD
CTP-44-25	25	4	400	JCHD
CTP-22-15	15	2	600	3308
CTP-22-20	20	2	600	3308
CTP-22-25	25	2	600	3308
CTP-11-15	15	1	800	3308
CTP-11-20	20	1	800	3308
CTP-11-25	25	1	800	3308

Jumper Cables Ends



800 Amp Clamps

- Jaws made of solid copper
- **Supplied 2 per set: 1 red & 1 black, includes 1 side cable protector**
- Works with 4-2/0ga. cable

Part Number	Overall Length	Jaw Opening
3308	9-3/4"	1-1/2"
3308J	Replacement jaws, 2 per set	

400 Amp Clamps



- Clamps made of solid copper
- **Supplied 4 per set: 2 red & 2 black**
- Works with 4-6ga. cable

If you need smaller size clips, we carry those as well. For all of the details, see page 136.

Part Number	Overall Length	Jaw Opening
JCHD-M	6"	1-5/8"

Battery Chargers

6 Amp Battery Charger



- Caustic environment, thermal overload & reverse polarity protected
- Completely potted in epoxy to protect electronics from hostile environments
- Three stage charging, using Guest's auto switching electronics
- LED "charging" & "ready" indicators
- Can be connected indefinitely without harming your battery
- UL Listed

Part Number	Charging Task	Battery Types	Battery Voltage	Output Amps	AC	DC	Dimensions (inches)
MA-2606A-B	Full & maintain charge	Flooded, gel or AGM	12	6	6' cord w/ straight plug	4' cord w/ battery clips	9.7 x 5.9 x 3.4

We also carry a wide selection of battery inverters. See pages 133 for all of the details.

Battery Service Aids & Accessories

Battery Chemicals

Noco Corrosion Preventatives



Part Number	Description	Net Weight
NC-CB-104	Brush-on, red	4oz.
NC-A-202	Aerosol, red	12.25oz

Noco Battery Cleaners



Part Number	Description	Net Weight
NC-E-403	Aerosol, clear	14oz.

Quick Cote+ with Acid Neutralizer

- Protects from corrosion & neutralizes acids long term
- Prevents seizing of threaded fasteners
- Non-hardening & non-caking



Part Number	Description	Net Weight
QUICK COTE	Brush-on	8oz.

Battery Terminal Accessories

Battery Terminal Protectors

- Felt protectors stop corrosion caused by acid fumes from imperfectly sealed batteries
- Impregnated with NCP-2 compound, which lasts indefinitely



Part Number	Application	Qty.
NC-B-603	Top terminal	50

Battery Brushes

- Inner bristles clean post terminals, outers clean cable connectors




Part Number	Description
TS-112	Metal housing

Need something you don't see here? TSC Manufacturing, our custom harness manufacturing division, can customize any cable to fit your application. Contact customer service or your sales rep for more information.




Contents


Explanation of Wire Charts	110
-----------------------------------	------------


	
Automotive Wire	111
GPT Primary Wire	111
GXL Wire	111
TXL Extra Thin Wall Wire	112
Tefzel High Temp Wire	112

	
Multi-Conductor Wire	113
Bonded Wire	113
Duplex Primary Wire	113


	
Multi-Conductor Trailer Cable	114
Trailer Cable	114
ABS Trailer Cable	114

	
Marine Grade Wire	115
Single Conductor Boat Cable	115
Multi-Conductor Boat Cable	115


	
Battery Cable	116
Bonded Booster Cable	116
Light Duty Booster Cable	116
Starter or Ground Battery Cable	116
Combination Battery & Welding Cable	117


	
Service Cord	117
Type SOOW Vutron	117
Type SOOW, SJ & SJOOW	118


	
Multi-Conductor Communication Cable	119
Shielded Communication Cable	119
Unshielded Communication Cable	119

	
Coaxial Cable & Connectors	120
Coaxial Cable Connectors	120
Single Conductor Coaxial Cable	120

	
Hookup Wire	121
TFFN & THHN Wire	121
Sgl Conductor Machine Tool Wire (MTW)	121

	
Speaker Wire - Type PLT-1	122

	
Lamp / Appliance Cord	122

	
Fusible Link Wire	123

	
Test Lead Wire	123

	
Wire Markers	123

	
Wire Pulling Lubricants	124

REFERENCE

Conversion Chart for Wire & Cable Carrying Capacities	110
Specialty Wire Services	112

Explanation of Wire Charts

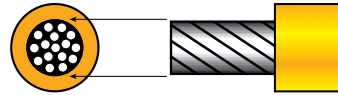
Part Number
22 GPT

Most of our wire part numbers are a combination of wire gauge, # of conductors, type of wire, spool size & color (see examples to the right). Not all numbers are entered this way, so there is an example of how to obtain the correct part number for ordering, with each type of wire.

22		GPT	- 250	RED
<i>Wire Gauge</i>	<i># of Conductors</i>	<i>Type of Wire</i>	<i>Spool Size</i>	<i>Color</i>
18	- 4	B	- 100	

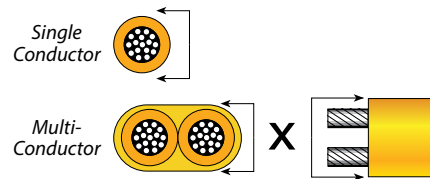
Stranding
7 x 30

This specifies the number of strands (metal conductors) that are contained inside the jacket of the wire. The first number states that the wire has seven strands. The second number states that each of those strands are 30ga. wire.



Nom. O.D. (inches)
.094 x .188

This section shows the nominal outer diameter, or the total width of the wire in inches. For bonded & multi-conductor wires, there are two separate numbers. The first one is the height of each wire separately. The second is the width of all the wires together.



Bulk Qty. (feet)
5000

This category specifies the largest volume of feet per reel you can purchase in bulk. Keep in mind that bulk quantities of wire may vary from time to time. This is because vendors may change footage due to production. Some wire is also available in drum quantities, if you are interested in either, please call customer service at: 800-989-9632.



Please keep in mind that some of the charts in the wire section may be altered for added information on special product applications.

Conversion Chart for Wire & Cable Carrying Capacities

Wire Gauge	Light Circuit Cable (continuous duty)	Battery Cable (intermittent duty)	Welding Cable (up to 50ft.)
18	3 Amperes		
16	6 Amperes		
14	15 Amperes		
12	20 Amperes		
10	25 Amperes		
8	35 Amperes		
6	50 Amperes	90 Amperes	60 Amperes
4		125 Amperes	150 Amperes
2		150 Amperes	200 Amperes
1		200 Amperes	250 Amperes
1/0		225 Amperes	300 Amperes
2/0		275 Amperes	400 Amperes
3/0		325 Amperes	
4/0			



We have over 500 sizes & varieties of wire in stock. More sizes, custom colors, striping & printing are also available. We also have access to quality cable manufacturers, including: General Cable, Dearborn & Coleman Cable. So, if you don't see exactly what you're looking for in our catalog, please let us know, we'll find it for you!

Automotive Wire

GPT Primary Wire

- Jacket: PVC
- Conductor: Stranded, bare copper
- Rated: -40°F to 176°F; 50 volts
- Specifications: SAE J1128; Chrysler MS-3450; Ford ESF-M1L56A
- Features: Abrasion resistant
- Uses: interior wiring harnesses for cars, trucks, tractors & off-road vehicles



Part Number	Stranding	Nom. O.D. (inches)	Bulk Qty. (feet)	Drum Qty. (feet)
22 GPT	7 x 30	.079	5000	30000
20 GPT	7 x 28	.084	5000	30000
18 GPT	16 x 30	.092	5000	25000
16 GPT	19 x 29	.103	5000	25000
14 GPT	19 x 27	.117	5000	25000
12 GPT	19 x 25	.141	2500	15000
10 GPT	19 x 23	.173	2500	10000
8 GPT	19 x 21	.215	2500	10000

Colors				Spool Sizes	
Black	BLK	Orange	ORG	100ft.	100
Blue	BLU	Pink	PNK	500ft.	500
Brown	BRN	Purple	PUR	1000ft.	1000
Gray	GRY	Red	RED	Bulk Reel	BULK
Green	GRN	Tan	TAN	Drum Qty.	DRUM
Lt. Blue	LBL	White	WHT		
Lt. Green	LGR	Yellow	YEL		

For the correct part number, use the abbreviations above (in red), along with this example:

18 GPT - 100 - BLK

GXL Wire

- Jacket: Cross-linked polyethylene
- Conductor: Stranded, bare copper
- Rated: -58°F to 257°F; 50 volts or less
- Specifications: SAE J1128; Chrysler MS-5919; Ford ESB-M1L85-B; RVIA approved
- Features: Abrasion, oil, heat & flame resistant. Labeled every 2ft. w/ temperature, type, gauge & SAE
- Uses: exterior wiring harnesses for cars, trucks, tractors & off-road vehicles
- **6 gauge GXL approved for SAE J1127 (jacket is marked SGX, per industry standard)**



Part Number	Stranding	Nom. O.D. (inches)	Bulk Qty. (feet)	Drum Qty. (feet)
20 GXL	7 x 28	.085	5000	30000
18 GXL	16 x 30	.092	5000	25000
16 GXL	19 x 29	.102	5000	25000
14 GXL	19 x 27	.117	5000	25000
12 GXL	19 x 25	.141	2500	15000
10 GXL	19 x 23	.173	2500	10000
8 GXL	19 x 21	.215	1000	10000
6 GXL	133 x 27	.281	500	20000

Colors				Spool Sizes	
Black	BLK	Orange	ORG	100ft.	100
Blue	BLU	Pink	PNK	500ft.	500
Brown	BRN	Purple	PUR	1000ft.	1000
Gray	GRY	Red	RED	Bulk Reel	BULK
Green	GRN	Tan	TAN	Drum Qty.	DRUM
Lt. Blue	LBL	White	WHT		
Lt. Green	LGR	Yellow	YEL		

For the correct part number, use the abbreviations above (in red), along with this example:

20 GXL - 100 - RED

Need an assortment of GXL wire along with the terminal, connectors, cable ties and tool that go with it? Then check out our Wire Caddy Kit (TS-WC-KIT). See page 425 for more information.

All of the wire in this catalog is **MADE IN THE USA** and **ROHS COMPLIANT**

TXL Extra Thin Wall Wire

- Jacket: Cross-linked polyethylene
- Conductor: Stranded, bare copper
- Rated: -40°F to 257°F; 50 volts or less
- Specifications: SAE J1128; Chrysler MS-8288; Ford ESB-M1L123A
- Features: Conforms to tight areas
- Uses: automotive applications where high heat resistance, minimal diameter & weight are required



Part Number	Stranding	Nom. O.D. (inches)	Bulk Qty. (feet)	Drum Qty. (feet)
22 TXL	7 x 30	.062	5000	50000
20 TXL	7 x 28	.070	5000	50000
18 TXL	19 x 30	.078	5000	25000
16 TXL	19 x 29	.089	5000	25000
14 TXL	19 x 27	.103	5000	25000
12 TXL	19 x 25	.124	2500	20000
10 TXL	19 x 23	.155	2500	-

Colors				Spool Sizes	
Black	BLK	Orange	ORG	100ft.	100
Blue	BLU	Pink	PNK	500ft.	500
Brown	BRN	Purple	PUR	1000ft.	1000
Gray	GRY	Red	RED	Bulk Reel	BULK
Green	GRN	Tan	TAN		
Lt. Blue	LBL	White	WHT		
Lt. Green	LGR	Yellow	YEL		

For the correct part number, use the abbreviations above (in red), along with this example:

16 TXL - 1000 - YEL

Tefzel High Temp Wire

- Jacket: Extruded teflon
- Conductor: Stranded, silver-plated copper
- Rated: -67°F to 392°F; 600 volts
- Specifications: SAE AS22759
- Features: Resistant to high temperatures where smoke emission, overload stability & flammability may be a problem
- Uses: for racing teams or in any other application where high heat resistance is a must



Part Number	Stranding	Nom. O.D. (inches)	Colors Available
20 TEF	19 x 32	.068	RED, BLK
18 TEF	19 x 30	.078	BLK, RED, WHT, YEL
16 TEF	19 x 29	.085	
14 TEF	19 x 27	.100	BLK, ORG, RED
12 TEF	19 x 25	.120	BLK, RED, WHT

Colors*				Spool Sizes	
Black	BLK	White	WHT	100ft.	100
Orange	ORG	Yellow	YEL	500ft.	500
Red	RED			1000ft.	1000

For the correct part number, use the abbreviations above (in red), along with this example:

20 TEF - 500 - RED

Minimums may apply on some colors & sizes

Specialty Wire Services

Are you interested in having your wire pre-cut, stripped or even terminated? Our in-house wire capabilities can help you finish your next project quickly & to your exact specifications. We also offer striped wire in almost any combination of our standard colors. Talk to your sales rep or customer service for more information on these services & more!



Multi-Conductor Wire

Bonded Wire

- Jacket: Polyvinyl Chloride (PVC)
- Conductor: Stranded, bare copper
- Rated: -40°F to 176°F; 50 volts or less
- Specifications: SAE J1128; Chrysler MS-3450; Ford ESB-M1L56A
- Features: Conforms to tight areas
- Uses: wire harnesses for passenger cars, trucks, tractors & off-road vehicles



Part Number	Stranding	Nom. O.D. (inches)	Bulk Qty. (feet)
18-2 B	16 x 30	.094 x .188	14000
16-2 B	19 x 29	.105 x .210	12500
14-2 B	19 x 27	.122 x .244	10500
12-2 B	19 x 25	.138 x .280	5000
18-3 B	16 x 30	.094 x .282	12500
16-3 B	19 x 29	.105 x .315	10000
14-3 B	19 x 27	.122 x .366	8500
18-4 B	16 x 30	.094 x .376	8000
16-4 B	19 x 29	.105 x .420	8000
14-4 B	19 x 27	.122 x .488	6500
12-4 B	19 x 25	.143 x .361	2500
16-5 B	19 x 29	.105 x .420	5000


Standard Colors		Spool Sizes	
2 conductor	red & black	100ft.	100
3 conductor	green, yellow & brown	250ft.	250
4 conductor	green, yellow, brown & white	500ft.	500
5 conductor	green, brown, yellow, blue & white	1000ft.	1000
		Bulk Reel	BULK

For the correct part number, use the abbreviations above (in red), along with this example:
 18 - 2 B - 250

Our bonded wire is available in custom colors; minimums may apply. Call customer service for info.

Duplex Primary Wire

- Jacket: PVC
- Conductor: Stranded, bare copper
- Rated: -40°F to 221°F; 50 volts or less
- Specifications: SAE J1128
- Features: Outer gray PVC jacket protects against abrasion & weather
- Uses: general purpose wiring in boats, autos & motor driven equipment



Part Number	Stranding	Nom. O.D. (inches)	Bulk Qty. (feet)
18-2 D	16 x 30	.150 x .240	9000
16-2 D	19 x 29	.162 x .265	8000
14-2 D	19 x 27	.180 x .300	7000
12-2 D	19 x 25	.210 x .360	5000
10-2 D	19 x 23	.235 x .420	3500
8-2 D	19 x 21	.290 x .520	2000
16-3 D	19 x 29	.162 x .365	5000
14-3 D	19 x 27	.180 x .420	4000
12-3 D	19 x 25	.210 x .500	3000
10-3 D	19 x 23	.235 x .595	2500
16-4 D	19 x 30	.195 x .510	3500
14-4 D	19 x 27	.210 x .560	3000

Standard Colors		Spool Sizes	
2 conductor	white & black	100ft.	100
3 conductor	green, white & black	500ft.	500
4 conductor	green, red, white & black	1000ft.	1000
		Bulk Reel	BULK

For the correct part number, use the abbreviations above (in red), along with this example:
 18 - 2 D - 500

All of the wire in this catalog is **MADE IN THE USA** and **ROHS COMPLIANT**

Multi-Conductor Trailer Cable

Trailer Cable

- Jacket: PVC or Neoprene
- Conductor: Stranded, bare copper
- Rated: -40°F to 176°F (PVC) -58°F to 221°F (neoprene); 60 volts
- Features: Color coded conductors for easy ID. Resistant to abrasion, oil, grease, acid & weather
- Uses: any general electrical trailer hook up



Part Number	Wire Gauge	Stranding	Nom. O.D. (inches)	Outer Jacket
14-4 P	4/14ga.	19 x 27	.410	Black PVC
14-4 N	4/14ga.	19 x 27	.460	Blue Neoprene
14-6 P	6/14ga.	19 x 27	.490	Black PVC
14-6 N	6/14ga.	19 x 27	.580	Blue Neoprene
14-7 T	7/14ga.	19 x 27	.375	Black Thin Wall PVC
14-7 RV	4/14ga. 1/12ga. 2/10ga.	19 x 27 19 x 25 19 x 23	.560	Black PVC
14-7 P	7/14ga.	19 x 27	.560	Black PVC
12-7 P	6/12ga. 1/10ga.	19 x 25 19 x 23	.600	Black PVC
12-7 N	6/12ga. 1/10ga.	19 x 25 19 x 23	.690	Blue Neoprene

	Standard Colors
14-4 P	white, black, red & brown
14-4 N	white, black, red & brown
14-6 P	black, yellow, red, green, brown & blue
14-6 N	white, black, yellow, red, green & brown
14-7 T	white, black, yellow, red, green, brown & blue
14-7 RV	white, black, yellow, red, green brown & blue
14-7 P	white, black, yellow, red, green, brown & blue
12-7 P	black, yellow, red, green, brown, blue & white (10ga.)
12-7 N	black, yellow, red, green, brown, blue & white (10ga.)

Spool Sizes	
50ft.	50
100ft.	100
500ft.	BULK

For the correct part number, use the abbreviations above (in red), along with this example:
14 - 7 T - 100

ABS Trailer Cable

- Jacket: PVC
- Conductor: Stranded, bare copper
- Rated: -58°F to 176°F
- Features: Color coded conductors for easy ID, resistant to abrasion, oil, grease, acid & weather
- Uses: to hook trailers equipped with ABS brakes



Part Number	Wire Gauge	Stranding	Nom. O.D. (inches)	Outer Jacket
12-7 ABS	4/12ga. 2/10ga. 1/8ga.	65 x 30 105 x 30 168 x 30	.690	Green PVC

	Standard Colors	Spool Sizes
12-7 ABS	12ga.: black, brown, green & yellow; 10ga.: red & blue; 8ga.: white	100ft. 100 500ft. BULK

For the correct part number, use the abbreviations above (in red), along with this example:
12 - 7 ABS - 100

Marine Grade Wire

Single Conductor Boat Cable

- Jacket: Flame retardant PVC
- Conductor: Electro-tinned stranded copper
- Rated: -40°F to 221°F (dry), -40°F to 167°F (wet); 600 volts
- Specifications: UL 1426; RoHS compliant; meets USCG requirements
- Features: Excellent flexibility
- Uses: marine, as well as automotive, heavy duty & off road applications
- 8 & 6ga. available in BLK, GRN, RED, WHT & YEL



Part Number	Stranding	Nom. O.D. (inches)	Bulk Qty. (feet)
16 MGR	26 x 30	.122	6000
14 MGR	41 x 30	.138	5000
12 MGR	65 x 30	.162	3500
10 MGR	105 x 30	.190	3500
8 MGR	7(24 x 30)	.270	2000
6 MGR	7(37 x 30)	.340	3500

Colors				Spool Sizes	
Black	BLK	Orange	ORG	100ft.	100
Blue	BLU	Pink	PNK	500ft.	500
Brown	BRN	Purple	PUR	1000ft.	1000
Gray	GRY	Red	RED	Bulk Reel	BULK
Green	GRN	Tan	TAN		
Lt. Blue	LBL	White	WHT		
Lt. Green	LGR	Yellow	YEL		

For the correct part number, use the abbreviations above (in red), along with this example:

18 MGR - 100 - BLK

Multi-Conductor Boat Cable

- Jacket: PVC
- Conductor: Stranded, tinned copper
- Rated: -40°F to 221°F (dry), -40°F to 167°F (wet); 600 volts
- Specifications: UL Listed (#E67078), meets SAE, ABYC & USCG requirements
- Features: Protected by a white PVC outer jacket
- Uses: boat inverters, power generators & shore power connections



Part Number	Stranding	Nom. O.D. (inches)	Bulk Qty. (feet)
16-2 BC	26 x 30	.190 x .310	5000
14-2 BC	41 x 30	.200 x .340	2500
12-2 BC	65 x 30	.220 x .380	5000
10-2 BC	105 x 30	.240 x .420	1000
16-3 BC	26 x 30	.190 x .430	2500
14-3 BC	41 x 30	.200 x .470	2000
12-3 BC	65 x 30	.220 x .530	1000
10-3 BC	105 x 30	.240 x .600	1000

Standard Colors		Spool Sizes	
2 conductors	black & white	100ft.	100
3 conductors	green, black & white	500ft.	500
		Bulk Reel	BULK

For the correct part number, use the abbreviations above (in red), along with this example:

10 - 2 BC - 100

Battery Cable

Bonded Booster Cable

- Jacket: TPR Super Flex
- Conductor: Fully annealed stranded copper
- Rated: -94°F to 221°F; 600 volts
- Features: Operating flexibility of -70°F, suitable for all weather
- Uses: making custom jumper cables, for the necessary connectors, see page 95



Part Number	Wire Gauge	Stranding	Nom. O.D. (inches)	Bulk Qty. (feet)
SF 44	4	413 x 30	.425x.975	500
SF 22	2	665 x 30	.425x1.075	500
SF 11	1	836 x 30	.530x1.025	500

Standard Colors	Spool Sizes		
Black and red jacket	12ft. 12	100ft.	100
	25ft. 25	500ft.	500
	50ft. 50	Bulk Reel	BULK

For the correct part number, use the abbreviations above (in red), along with this example:

SF 44 - **500**

Light Duty Booster Cable

- Jacket: Heavy Duty PVC
- Conductor: Fully annealed stranded copper
- Rated: 176°F; 60 volts
- Specifications: SAE J1494
- Uses: tarp motors, winches & other medium duty applications



Part Number	Stranding	Nom. O.D. (inches)	Bulk Qty. (feet)
8-2 B	31 x 23	.320	1500
6-2 B	19 x 27	.360	1200

Standard Colors	Spool Sizes		
8-2 B black & yellow	100ft. 100	Bulk Qty.	BULK
6-2 B black & orange	500ft. 500		

For the correct part number, use the abbreviations above (in red), along with this example:

8 - 2 B - **500**

Starter or Ground Battery Cable

- Jacket: PVC
- Conductor: Stranded, bare copper
- Rated: -40°F to 221°F; 50 volts
- Specifications: SAE J1127
- Uses: all battery cable connections



Part Number	Stranding	Nom. O.D. (inches)	Bulk Qty. (feet)
6 PVC	49 x .0231	.301	500
4 PVC	133 x .0233	.356	500
2 PVC	133 x .0226	.420	500
1 PVC	133 x .0254	.458	500
1/0 PVC	133 x .0285	.515	500
2/0 PVC	133 x .0315	.570	500

Colors	Spool Sizes		
Red RED	25ft. 25	100ft.	100
Black BLK	50ft. 50	Bulk Reel	BULK

For the correct part number, use the abbreviations above (in red), along with this example:

4 PVC - **100 - RED**

Combination Battery & Welding Cable

- Jacket: Ethylene Propylene Rubber
- Conductor: ASTM Class B flexible soft drawn electrolytic copper
- Rated: -40°F to 221°F; 600 volts
- Features: Resistant to abrasion, water, acids, bases, oil, salt, ozone, chemicals & UV damage
- Uses: jumper cables & battery cable connections



Part Number	Stranding	Nom. O.D. (inches)	Bulk Qty. (feet)
SF 6	259 x 30	.320	500
SF 4	406 x 30	.376	500
SF 2	648 x 30	.430	500
SF 1	804 x 30	.535	500
SF 1/0	1026 x 30	.560	500
SF 2/0	1273 x 30	.600	500
SF 3/0	1596 x 30	.655	500
SF 4/0	2014 x 30	.720	500

Colors		Spool Sizes			
Red	RED	25ft.	25	100ft.	100
Black	BLK	50ft.	50	Bulk Reel	BULK

For the correct part number, use the abbreviations above (in red), along with this example:

SF 2 - 50 - BLK

Service Cord

Type SOOW Vutron

- Jacket: Rubber
- Conductor: Fully annealed, stranded bare copper
- Rated: -58°F to 221°F; **600 volts**
- Specifications: OSHA approved
- Features: Oil resistant inner & outer insulation
- Uses: portable appliances, tools, small motors, lighting, battery chargers, garage door openers, washing machines, refrigerators & sound equipment



Part Number	Stranding	Current Amps	Nom. O.D. (inches)
18-3 SOOW-V	41/34	10	.375
16-2 SOOW-V	65/34	13	.370
16-3 SOOW-V	65/34	13	.395
16-4 SOOW-V	65/34	10	.425
14-3 SOOW-V	105/34	18	.525
14-4 SOOW-V	105/34	15	.575
12-3 SOOW-V	168/34	25	.600
12-4 SOOW-V	168/34	20	.650
10-4 SOOW-V	259/34	25	.710

Standard Colors		Spool Sizes	
2 conductors	black & white	50ft.	50
3 conductors	black, white & green	100ft.	100
4 conductors	black, white, green & red	250ft.	250

For the correct part number, use the abbreviations above (in red), along with this example:

16 - 3 SOOW - V - 250

Looking for more conductors or larger sizes? Contact your sales rep or customer service for product availability.

Type SOOW & SJOOW

SOOW

- Jacket: Neoprene
- Conductor: Fully annealed, stranded bare copper
- Rated: -40°F to 194°F; **600 volts**
- Features: Oil resistant inner & outer insulation

SJOOW

- Jacket: Neoprene
- Conductor: Fully annealed, stranded bare copper
- Rated: -40°F to 194°F; **300 volts**
- Features: Oil resistant inner & outer insulation
- Uses: (all types) portable appliances, tools, small motors, lighting, battery chargers, garage door openers, washing machines, refrigerators & sound equipment



Types Available			
SOOW	SOOW	SJOOW	SJOOW
Standard Colors			Pool Sizes
2 conductors	black & white	50ft.	50
3 conductors	black, white & green	100ft.	100
4 conductors	black, white, green & red	250ft.	250
For the correct part number, use the abbreviations above (in red), along with this example:			
18 - 2 SOOW - 250			

Part Number	Stranding	Current Amps	SOOW Nom. O.D. (inches)	SJOOW Nom. O.D. (inches)
18-2	16 x 30	10	.345	.285
18-3	16 x 30	10	.365	.305
18-4	16 x 30	7	.390	.330
16-2	26 x 30	13	.370	.310
16-3	26 x 30	13	.390	.330
16-4	26 x 30	10	.420	.365
14-2	41 x 30	18	.510	.340
14-3	41 x 30	18	.535	.365
14-4	41 x 30	15	.575	.415
12-2	65 x 30	25	.570	.410
12-3	65 x 30	25	.595	.430
12-4	65 x 30	20	.650	.475
10-3	104 x 30	30	.660	.580
10-4	104 x 30	25	.715	.655
8-3	65 x .0159	40	.855	N/A
8-4	65 x .0159	35	.950	N/A
6-3	133 x .0142	55	.995	N/A
6-4	133 x .0142	45	1.080	N/A
4-3	133 x .0179	70	1.160	N/A
4-4	133 x .0179	60	1.280	N/A
2-3	168 x .0201	95	1.335	N/A
2-4	168 x .0201	80	1.485	N/A

Can't find the cable for your application? As an authorized distributor for General Cable & Alpha Wire, we have quick & competitive access to a broad range of communication, control & coaxial cable. Call customer service for a quick response to your specialty wire & cable product questions.

Our 8ga. & heavier service cords are also available by the foot; for more details please contact your sales rep or customer service.

Multi-Conductor Communication Cable

- Jacket: PVC jacket, shield is 100% Flexfoil, aluminum / polyester 25% overlap
- Conductor: Fully annealed, stranded tinned copper
- Rated: -4°F to 176°F; 300 volts
- Features: Gray PVC jacket protects conductors from normal wear
- Specifications: UL Style 2464, NEC article 800 type CM, OSHA acceptable, passes CSA FTY & UL's 70,000 BTU vertical flame test, CSA PCC (CSA 140°F)

Shielded Communication Cable

- Uses: industrial equipment controls, computers, broadcast & sound systems & remote strobe systems

Part Number	Conductors / Wire Ga.-Ground	Stranding	Nom. O.D. (inches)
CCS-202	2/20ga. - 20ga.	7 x 28	.203
CCS-203	3/20ga. - 20ga.	7 x 28	.213
CCS-204	4/20ga. - 22ga.	7 x 28	.234
CCS-182	2/18ga. - 20ga.	16 x 30	.229
CCS-183	3/18ga. - 20ga.	16 x 30	.247
CCS-184	4/18ga. - 20ga.	18 x 30	.238
CCS-186	6/18ga. - 24ga.	18 x 30	.249
CCS-162	2/16ga. - 18ga.	19 x .0117	.314
CCS-163	3/16ga. - 18ga.	19 x .0117	.332



Standard Colors		Spool Sizes	
2 conductors	black & red	100ft.	100
3 conductors	black, clear & red	500ft.	500
4 conductors	black, clear, red & green	1000ft.	1000

For the correct part number, use the abbreviations above (in red), along with this example:
 CCS - 183 - 250

Unshielded Communication Cable

- Uses: public address systems, intercoms, internal telephones & remote control circuits

Part Number	Conductors / Wire Ga.	Stranding	Nom. O.D. (inches)
CC-202	2/20ga.	7 x 28	.192
CC-203	3/20ga.	7 x 28	.216
CC-204	4/20ga.	7 x 28	.235
CC-205	5/20ga.	7 x 28	.254
CC-207	7/20ga.	7 x 28	.275
CC-182	2/18ga.	16 x 30	.222
CC-183	3/18ga.	16 x 30	.232
CC-184	4/18ga.	16 x 30	.253
CC-185	5/18ga.	16 x 30	.275
CC-187	7/18ga.	16 x 30	.298
CC-162	2/16ga.	19 x .0117	.268
CC-163	3/16ga.	19 x .0117	.283
CC-164	4/16ga.	19 x .0117	.306
CC-165	5/16ga.	19 x .0117	.334
CC-167	7/16ga.	19 x .0117	.364



Spool Sizes Available			
100ft.	100	500ft.	500
		1000ft.	1000

Standard Colors	
2 conductors	black & red
3 conductors	black, clear & red
4 conductors	black, clear, red & green
5 conductors	black, clear, red, green & brown
7 conductors	black, clear, red, green, brown, blue & orange

For the correct part number, use the abbreviations above (in red), along with this example:
 CC - 164 - 100

All of the wire in this catalog is **MADE IN THE USA** and **ROHS COMPLIANT**

Coaxial Cable & Connectors

Coaxial Cable Connectors



Part Number	Cable Type	Description	Fig.
CMC-3001	58	BNC - plug crimp type	A
CMC-3002	59	BNC - plug crimp type	B
CMC-4001	58	TNC - plug crimp type	C
CMC-4002	59	TNC - plug crimp type	D
CMC-7001	6	F - series crimp type	E
CMC-7002	59	F - series crimp type	F

Single Conductor Coaxial Cable

RG-58U

- Jacket: Solid polyethylene
- Conductor: Solid bare copper
- Radio frequency & broadcast

RG-58AU


- Jacket: Solid polyethylene
- Conductor: Tinned copper
- Radio frequency & broadcast

RG-59U

- Jacket: Solid polyethylene
- Conductor: Solid copper coated steel
- RF signal transmission, CATV, MATV, local area network, citizen band radio, computer applications & cathode ray tube (CRT)

RG-6U

- Jacket: Cellular polyethylene
- Conductor: Solid copper coated steel
- RF signal transmission, digital video, CATV, MATV, local area network & FM broadcast



Spool Sizes Available			
100ft.	100	1000ft.	1000

For the correct part number, use the abbreviations above (in red), along with this example:
 RG - 58U - 1000

Part Number	Wire Gauge	Impedance Ohms	Nom. O.D. (inches)	Jacket - Nominal % Coverage	Shield - Nominal % Coverage
RG-58U	20	53	.116	Black PVC - .195	Tinned copper braid - 81
RG-58AU	20	50	.116	Black PVC - .195	Tinned copper braid - 95
RG-59U	22	75	.146	Black PVC - .242	Bare copper braid - 95
RG-6U	18	75	.180	Black PVC - .240	Flexfoil shield - 100

Hookup Wire

TFFN & THHN Wire

- Jacket: PVC w/ polyamide nylon armor
- Conductor: Fully annealed bare, stranded copper
- Rated: 176°F in oil; 600 volts
- Specifications: CSA & UL Listed
- Features: Resists oils, gas, water, acid, ozone, alkalines, sunlight & abrasion
- Uses: building wire, raceways fixtures, conduit - tubing raceways & internal wiring of fixtures



Part Number	Stranding	Nom. OD (inches)	Bulk Qty. (feet)
18 TFFN	16 x 30	.090	2500
16 TFFN	19 x .0117	.104	2500
14 THHN	19 x .0147	.116	2500
12 THHN	19 x .0185	.135	2500
10 THHN	19 x .0234	.169	2500
8 THHN	19 x .0295	.216	500

Colors*				Spool Sizes*	
Black	BK	Pink	PK	500ft.	500
Blue	BU	Purple	PU	Bulk Reel	BULK
Brown	BN	Red	RD		
Gray	GY	White	WH		
Green	GN	Yellow	YE		
Orange	OR				

For the correct part number, use the abbreviations above (in red), along with this example:
 14 THHN - **500** - **BU**

Minimums may apply on some colors & sizes

Single Conductor Machine Tool Wire (MTW)

- Jacket: PVC
- Conductor: Fully annealed bare, stranded copper
- Rated: -40°F to 194°F; 600 volts
- Features: Resistant to oils, flame, abrasion, moisture, corrosion & heat
- Specifications: UL Listed; NMTBA type MTW/AWM; CSA AWM; passes VW-1 vertical flame test; OSHA acceptable
- Use: motor & transformer lead, external wiring of machinery & building wire



Part Number	Stranding	Nom. OD (inches)	Bulk Qty. (feet)
18 MTW	16 x 30	.110	5000
16 MTW	26 x 30	.123	5000
14 MTW	41 x 30	.136	5000
12 MTW	65 x 30	.155	2000
10 MTW	105 x 30	.179	1500
8 MTW	7 x 24 x 30	.242	500
6 MTW	7 x 37 x 30	.260	500
4 MTW	19 x .0469	.331	500

Colors*				Spool Sizes*	
Black	BLK	Orange	ORG	500ft.	500
Blue	BLU	Pink	PNK	Bulk Reel	BULK
Brown	BRN	Purple	PUR		
Gray	GRY	Red	RED		
Green	GRN	White	WHT		
Lt. Blue	LBL	Yellow	YEL		

For the correct part number, use the abbreviations above (in red), along with this example:
 18 MTW - **BULK** - **ORG**

Minimums may apply on some colors & sizes

All of the wire in this catalog is **MADE IN THE USA** and **ROHS COMPLIANT**

Speaker Wire - Type PLT-1

- Jacket: PVC
- Conductor: Fully annealed, 1 bare & 1 tinned stranded copper
- Features: Extra flexible for easy handling & installation
- Uses: stereo speaker wire, but also in lamps, radios & jukeboxes



Part Number	Stranding	Nom. O.D. (inches)	Bulk Qty. (feet)
22-2 SW	7x30	.070 x .145	5000
20-2 SW	10x30	.090 x .182	5000
18-2 SW	16x30	.095 x .192	5000
16-2 SW	26x30	.120 x .210	4000
14-2 SW	41x30	.140 x .285	3000
12-2 SW	65x30	.150 x .300	-
10-2 SW	413x36	.240 x .485	-

Standard Colors
Clear PVC, with 1 bare & 1 tinned copper conductor (for polarity)

Spool Sizes
100ft. **100** 1000ft. **1000**
250ft. **250** Bulk **BULK**
500ft. **500** Reel

For the correct part number, use the abbreviations above (in red), along with this example:

22 - 2 SW - **500**

Lamp / Appliance Cord

- Jacket: PVC
- Conductor: Fully annealed, stranded, bare copper
- Rated: -4°F to 140°F ; 300 volts; 10 amps
- Specifications: UL & CSA Listed
- Features: Type SPT-1; polarity ridged jacket for easy ID
- Uses: lamps, as well as in stereos & jukeboxes



Colors
Black **BLK** White **WHT**
Brown **BRN**

Spool Sizes
250ft. **250**

For the correct part number, use the abbreviations above (in red), along with this example:

18 - 2 LC - **250 - WHT**

Part Number	Stranding	Nom. O.D. (inches)
18-2 LC	41x34	.107 x .210

Check out our new line of wire handling equipment located on page 398, for easy transportation & storage of our wire spools. More styles available, inquire with your salesperson or customer service for more options.



Fusible Link Wire

- A fusible link is a special section of low tension cable installed by an OEM
- Designed to open a circuit when subjected to extreme current overload
- Note: extreme care should be taken to always replace a fusible link with the same gauge & length installed by the manufacturer
- Available only in 25ft. spools
- Colors may vary



Part Number	Wire Gauge
FLW-20	20
FLW-18	18
FLW-16	16
FLW-14	14
FLW-10	10
FLW-8	8

Test Lead Wire

- Jacket: PVC
- Conductor: Stranded, tinned, soft copper
- Rated: -13°F to 140°F ; 5000 volts (working voltage, intermittent use only), 20000 volts (breakdown voltage)
- Features: Durable insulation w/ high gloss finish
- Uses: applications requiring extra flexible insulated wire, including multimeters, analyzers & oscillators



Part Number	Stranding	Nom. O.D. (inches)	Bulk Qty. (feet)
TLW-50	65 x 36	.145	50

Standard Colors
Supplied in one bag in lengths of 25ft. red & 25ft. black, for a total of 50ft.

Wire Markers

Rite-On Wire Markers



- Comes w/ reloadable dispenser made from high impact plastic that is oil & grease resistant
- Label window holds label in place so you can write w/ ease

Part Number	Print Area W x L	Marker Size W x L	Wire Range
RO-175	3/4" x 3/4"	3/4" x 3"	4ga. - 4/0ga.
175-REF	Self-laminating refills		

Wire Markers, cont'd

ScotchCode™ Wire Marker Tapes & Dispenser

- Compact, convenient & refillable
- Each roll is .215"W x 8"L



Part Number	Description
STD	10 compartment dispenser (empty)
STD-0-9	Dispenser filled w/ 10 tapes numbered 0 thru 9
STD-C	Dispenser filled w/ colored tapes: black, blue, brown, green, gray, orange, red, violet, white & yellow
SER-	Numbered tapes 0-9 sold separately, to order add desired number after the prefix, EX: SER-8
SER-	Lettered tapes A-Z sold separately, to order add desired letter after the prefix, EX: SER-H
SER-	Numbered tapes sold in groups of 10 consecutive numbers, 0-9 thru 90-99, to order add the desired grouping after the prefix, EX: SER-40-49

Wire Pulling Lubricants

Wax Based Lubricant w/ TEFLON®

- Provides greater lubricity than other lubricants, great for tough pulls
- Safe to use w/ all cable types
- Remains stable in high temps, usable from 30° to 190°F
- Clings to cable through long runs
- Environmentally safe



Wax Based Lubricant

- Provides superior lubricity
- Safe to use w/ most cable types, except low-density polyethylene & semi-conducting jackets
- Won't break down after repeated exposure to freezing temperatures
- Clings to cable through long runs
- Environmentally safe



Part Number	Description	Net Weight
31-398	Squeeze bottle	1 quart

Part Number	Description	Net Weight
31-358	Squeeze bottle	1 quart

For more options to store and organize your bulk wire, check out our Wire Spool Racks on page 432.



Contents

	Terminal Blocks, Tabs & Hardware	126
	Closed Back Terminal Blocks	126
	Common BusBars	127
	Terminal Block Tabs	127

	Pilot & Panel Lights	128
	Incandescent Pilot Lights	128
	LED Pilot Lights	129
	Panel Lights	129

	Solenoids	129
	Solid State Relay-Electronic Solenoid Switch	129
	Latching (Continuous) Solenoids	129
	Continuous Solenoids	130
	Intermittent Solenoids	130
	HD Plastic Body Continuous Solenoids	131

	Multi-Function Jump Starter / Personal Power Supply	131
---	--	------------

	Battery Isolators	132
--	--------------------------	------------

	Power Inverters	133
	Pure Sine Inverters	133
	Modified Sine Inverters	133
	Pure & Modified Sine Accessories	134
	Heavy Duty Inverters	134
	24-12 Volt DC Converters	134
	AC to DC Converters	135

	Clips	135
--	--------------	------------

REFERENCE

Solenoids: What are they & how do they work?	129
Pure Sine vs. Modified Sine Power	134

Terminal Blocks, Tabs & Hardware

Closed Back Terminal Blocks

- Screws & terminals are nickel plated steel, stainless steel available as special order, minimums may apply
- Most series are available in up to 30 sections
- All are UL Listed & CSA Certified



Part Number	# of Sections	Length Between Mounting Holes (inches)	Overall Length (inches)	Description
37002	2	1-1/8	1-13/32	
37003	3	1-1/2	1-25/32	UL Listed: XCFR2.E47811
37004	4	1-7/8	2-5/32	CSA Certified: LR19766
37005	5	2-1/4	2-17/32	Volts: 300 AC/DC
37006	6	2-5/8	2-29/32	Amps: 15
37007	7	3	3-9/32	Wire Gauge: 22-16
37008	8	3-3/8	3-21/32	Overall Width: 7/8"
37009	9	3-3/4	4-1/32	Overall Height: 29/64"
37010	10	4-1/8	4-13/32	Terminal Spacing: 3/8"
37011	11	4-1/2	4-25/32	Screw Stud Size: 6-32
37012	12	4-7/8	5-5/32	Base: Thermoplastic, rated to 266°F
38002	2	1-5/16	1-5/8	
38003	3	1-3/4	2-1/16	UL Listed: XCFR2.E62806
38004	4	2-3/16	2-1/2	CSA Certified: LR19766
38005	5	2-5/8	2-15/16	Volts: 300 AC/DC
38006	6	3-1/16	3-3/8	Amps: 30
38007	7	3-1/2	3-13/16	Wire Gauge: 22-14
38008	8	3-15/16	4-1/4	Overall Width: 1-1/8"
38009	9	4-3/8	4-11/16	Overall Height: 17/32"
38010	10	4-13/16	5-1/8	Terminal Spacing: 7/16"
38012	12	5-11/16	6	Screw Stud Size: 6-32
				Base: General purpose phenolic, rated to 302°F
39002	2	1-11/16	2-3/32	
39003	3	2-1/4	2-21/32	UL Listed: XCFR2.E47811
39004	4	2-13/16	3-7/32	CSA Certified: LR19766
39005	5	3-3/8	3-25/32	Volts: 600 AC/DC
39006	6	3-15/16	4-11/32	Amps: 30
39007	7	4-1/2	4-29/32	Wire Gauge: 14-12
39008	8	5-1/16	5-15/32	Overall Width: 1-5/16"
39010	10	6-3/16	6-19/32	Overall Height: 23/32"
39012	12	7-5/16	7-23/32	Terminal Spacing: 9/16"
				Screw Stud Size: 8-32
				Base: General purpose phenolic, rated to 302°F

39 Series terminal blocks are available in up to 24 sections.

Common BusBars

Screw Terminal BusBar

- Solid brass busbar safely carries up to 150A
- #8-32 round head screws for attachment of wires
- Two mounting holes accept #10 countersunk flathead screws
- Moisture-resistant molded thermoplastic insulator base



Part Number	Gang	Size L x W x H	Mounting Centers
CH-M-449	10	5-3/4" x 1-1/4" x 1-1/32"	5.19"

Stud Terminal BusBar


- Solid brass busbar
- Four #10-32 stud terminal w/ hex nuts & lock washers
- Two mounting holes accept 3/16" screws
- Moisture-resistant molded thermoplastic base



Part Number	Gang	Size L x W x H	Mounting Centers
CH-46206-04	4	3-7/8" x 5/8" x 27/32"	3.125"

Terminal Block Tabs


Over the Barrier Jumpers



Part Number	Style	Volts	Amps	For Series	Fig.
3710	#6 Ring	150	15	37000	A
3712	#6 Spade	150	15	37000	B
3810	#6 Ring	250	20	38000	C
3812	#6 Spade	250	20	38000	D
3910	#8 Ring	600	30	39000	E
3912	#8 Spade	600	30	39000	F

Quick Disconnect Terminal Block Tabs

- All tabs are .250" x .032"
- Rated at 250 volts, 20 amps
- For 38000 series



Part Number	Style	Description	Fig.
3520	2 end tab	Flat	A
3522	2 end tab	45° angle	B
3529	1 end tab	Flat	C
3532	1 end tab	90° angle	D
3531	1 end tab	45° angle	E
3820	2 end tab	Flat	F
3822	2 end tab	45° angle	G
3823	2 end tab	90° angle	H
3831	1 end tab	45° angle	I

Stud Type Terminal Blocks



Part Number	# of Sections	Length Between Mounting Holes (inches)	Overall Length (inches)	Description
TB-1	1	1-3/8	2-1/4	Rated: 250A / 600V Stud Size: 3/8"-16 x 7/8"
TB-1-RED	1	1-3/8	2-1/4	
TB-2	2	2-1/4	3	Rated: 30A / 600V Stud Size: #10-24 x 1/2"
TB-3	3	3	3-3/4	
TB-4	4	3-3/4	4-1/2	
TB-5	5	4-1/2	5-1/4	
TB-6	6	5-1/4	6	
TB-8	8	6-3/4	7-1/2	

For replacement nuts for these terminal blocks, see page 369 for a full selection of our keps nuts (KNC-3/8 & KNC-10)

Pilot & Panel Lights

Incandescent Pilot Lights

3/4" Mounting Stem

- 3/4" dia. x 11/16" long mounting stem
- Chrome plated brass bezel, 7/8" dia.
- Lens dia. 17/32"
- Have an extra wire for grounding
- Replacement lamp is 53L-12V



Part Number	Color	Connection
CH-PL-20-AC	Amber	2/16ga. - 8"
CH-PL-20-GC	Green	2/16ga. - 8"
CH-PL-20-RC	Red	2/16ga. - 8"

7/8" Mounting Stem

- 7/8" dia. x 3/4" long mounting stem
- Plated brass bezel, 1-1/4" dia.
- Lens dia. 15/16"
- Replacement lamp is 68L-12V



Part Number	Color	Connection
CH-PL-86-AC	Amber	2 - 16ga., 8" wire leads
CH-PL-86-GC	Green	2 - 16ga., 8" wire leads
CH-PL-86-RC	Red	2 - 16ga., 8" wire leads

LED Pilot Lights

1/2" Mounting Stem

- 1/2" dia. mounting stem
- Rated: 14 volt



Part Number	Color	Connection
LI-AMBER-LED	Amber	2 - 16ga., 7" wire leads
LI-CLEAR-LED	Clear	2 - 16ga., 7" wire leads
LI-RED-LED	Red	2 - 16ga., 7" wire leads

LED pilot lights are a terrific choice, as they are shock & vibration proof, making them very long lasting.

1/2" Mounting Stem, Snap-In

- 1/2" dia. mounting stem
- 5/8" dia. bezel
- Rated: 12V



Part Number	Color	Connection
CH-PL-524-AC	Amber	.25" quick connect terminals
CH-PL-524-BC	Blue	.25" quick connect terminals
CH-PL-524-GC	Green	.25" quick connect terminals
CH-PL-524-RC	Red	.25" quick connect terminals

1/2" Mounting Stem

- .5" dia. x 1.248" long body
- .63" dia. bezel
- Fits panels 0.02" thru 0.30" thick
- Rated: 12V



Part Number	Color	Connection
CH-PL-612-A	Amber	.25" quick connect terminals
CH-PL-612-B	Blue	.25" quick connect terminals
CH-PL-612-G	Green	.25" quick connect terminals
CH-PL-612-R	Red	.25" quick connect terminals

5/8" Mounting Stem

- 5/8" dia. mounting stem
- 3/4" dia. bezel
- Rated: 12V



Part Number	Color	Connection
CH-PL-523-AC	Amber	.25" quick connect terminals
CH-PL-523-BC	Blue	.25" quick connect terminals
CH-PL-523-GC	Green	.25" quick connect terminals
CH-PL-523-RC	Red	.25" quick connect terminals

Panel Lights

11/16" Mounting Stem

- 11/16" dia. x 3/8" long mounting stem
- Self grounding in metal panels
- Accommodates single contact bayonet bulb (not included), suggested lamps: 63L (6 volt), 67L (12 volt), 623L (24 volt)



Part Number	Amps	Volts	Circuit	Wire Leads	Finish
CH-DL-13	.63	6-24	Single Contact	1 - 16ga., 8.5" wire	Chrome
CH-DL-21	.63	6-24	Single Contact	1 - 16ga., 8.5" wire	Black

Solenoids

Solid State Relay - Electronic Solenoid Switch

- Less susceptible to vibration- all electronic, no moving parts to wear out
- 16ga. standard ON/OFF control wires
- 5/16"-18 contact terminals
- Control current: .02 amps max.
- Low 'on' resistance: .005 amps



Part Number	Grounded / Insulated	Circuit	Volts	Continuous Amp Rating	Intermittent Amp Rating	Temperature Rating	Dimensions L x W x H	Housing Type
CH-48785	Insulated	SPST	9-31	85	175	-40 to 185°F	5" x 3" x 2.9"	Steel

Latching (Continuous) Solenoids

- Solenoids have 5/16-24 contact terminals & a 10-32 ignition terminal
- Bracket mounting holes: 5/16" x 19/32", 2-13/64" on centers
- Requires less than 3.5 amps to operate
- Can be used as a remote battery isolator or a remote battery disconnect switch
- Can be used with momentary switches CH-55037 or CH-58027-02



Part Number	Grounded / Insulated	Circuit	Volts	Continuous Amp Rating	Housing Type
CH-24200	Insulated	SPST	12	110	Steel

Solenoids: What are they & how do they work?

A solenoid is an electromagnetic relay used in a direct current wiring system between a low current capacity switch & a high current load requirement. In an engine starting system, the starting position of an ignition switch might have a rating of 5 amps, while the starter motor might have an initial cranking requirement of 200 to 350 amps. The ignition switch energizes the solenoid coil which moves the high current capacity contact to a closed position, thereby energizes the starter motor.

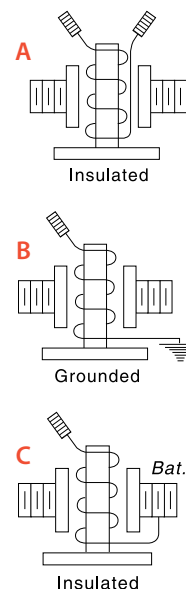
The application above would use an INTERMITTENT solenoid, meaning it could carry a high rating to meet the short demand of starting the engine, but only for up to 15 seconds during each start. If the starter was run continuously, the solenoid would overheat & fail, as would the starter. A CONTINUOUS solenoid is constructed so that it can be energized continuously without overheating its windings.

Continuous Solenoids

- Solenoids have 5/16"-24 contact terminals & a #10-32 ignition terminal
- Bracket mounting holes: 5/16" x 19/32", 2-13/64" on centers

Part Number	Circuit Configuration	Circuit	Volts	Continuous Amp Rating	Make / Break Amp Rating	Housing Type	Fig.
CH-24213	Insulated	SPST	12	200	-	Steel	A
CH-24214	Insulated	SPST	24	200	-	Steel	A
CH-24401	Insulated	SPDT	12	85 / 35	85 / 35	Steel	B
CH-24401-04	Insulated	SPDT	12	85 / 35	85 / 35	Plasticized	-
CH-24402	Insulated	SPDT	24	85 / 35	85 / 35	Steel	-
CH-24401-01	Grounded	SPDT	12	85 / 35	85 / 35	Steel	-
CH-24063	Insulated	SPST	24	85	120 / 65	Steel	A
CH-24063-08	Insulated	SPST	24	65	65 / 65	Plasticized	A
CH-24106	Grounded	SPST	12	85	85 / 85	Steel	B
CH-24082	Grounded	SPST	12	85	85 / 85	Steel	B
CH-24115	Insulated	SPST	12	85	85 / 85	Steel	C
CH-24059	Insulated	SPST	12	85	85 / 85	Steel	A
CH-24117	Insulated	SPST	12	85	85 / 85	Plasticized	A
CH-24117-01	Insulated	SPST	12	65	85 / 85	Plasticized	A
CH-24059-08	Insulated	SPST	12	65	65 / 65	Steel	A

Circuit Configuration



Intermittent Solenoids

- Solenoids have 5/16"-24 contact terminals & a #10-32 ignition terminal
- Bracket mounting holes: 5/16" x 19/32", 2-13/64" on centers (CH-24023 is 2-9/16" on centers)

Part Number	Circuit Configuration	Circuit	Volts	Make / Break Amp Rating	Housing Type	Intermittent Time	Fig.
CH-24037	Grounded	SPST	12	750 / 100	Steel	10sec. ON - 20min. OFF	B
CH-24022	Grounded	SPST	12	750 / 100	Phenolic		B
CH-24071	Grounded	SPST	12	750 / 100	Plasticized		B
CH-24044	Grounded	SPST	12	750 / 100	Steel		B
CH-24047	Insulated	SPST	12	750 / 100	Steel		A
CH-24023	Insulated	SPST	12	750 / 100	Phenolic		A
CH-24076	Insulated	SPST	12	750 / 100	Plasticized		A
CH-24060	Insulated	SPST	12	750 / 100	Steel		C

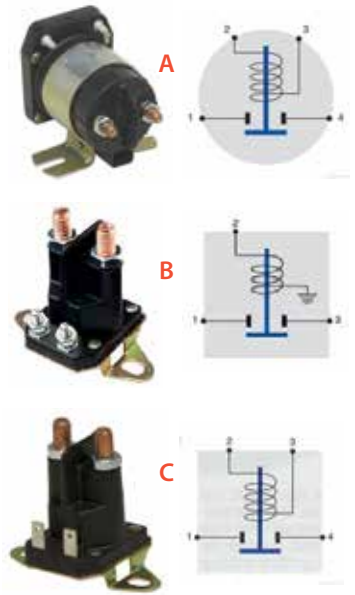
Housing Type



Heavy Duty Plastic Body Continuous Solenoids


- Solenoids have 5/16"-24 contact terminals & a #10-32 ignition & ground terminals or .250" male quick disconnects
- Bracket mounting holes: 5/16" x 19/32", 2-13/64" on centers

Part Number	Circuit Configuration	Circuit	Volts	Make / Break	Housing Type	Mounting Bracket	Fig.
CH-24824-01	Insulated	SPST	24	600 / 225	Plastic	L-Bracket	A
CH-24812-01	Insulated	SPST	12	600 / 225	Plastic	L-Bracket	A
CH-24612-10	Grounded	SPST	12	400 / 100	Plastic	F-Bracket	B
CH-24512-10	Insulated	SPST	12	400 / 100	Plastic	F-Bracket	C



Multi-Function Jump Starter / Personal Power Supply

- Jump starts: cars, trucks, motorcycles, ATVs, UTVs, snowmobiles & watercraft
- Charges & powers: iPads, cell phones, kindles, PSPs, PDAs, cameras, & more
- Onboard hi-power LED flash light w/ two built in flash patterns w/ S.O.S. beacon
- Built in over-charge & over-discharge protections
- Comes with: carry case, mini jumper clamps, home charger, mobile charger for cigarette lighter



Part Number	Amps	Ports	Cables	Size (L x W x H)	Weight	Fig.
AGBMS-XP-1	200 Amp - 400 Peak Amp jump starting ability	2 - 5V USB ports 1 - 12V port 1 - 19V port	1 - universal laptop cable w/ 8 detachable tips 1 - universal 12V accessory cable 1 - universal 4 into 1 USB cable for 5V accessories	6.25" x 3.25" x 1"	15.25 oz.	A
AGBMS-XP-10	300 Amp - 600 Peak Amp jump starting ability	2 - 5V USB ports 1 - 12V port 1 - 19V port	1 - universal laptop cable w/ 8 detachable tips 1 - universal 12V accessory cable 1 - universal 4 into 1 USB cable for 5V accessories	9" x 3.2" x 1.2"	18oz.	B
TS-MSC-XP-1			Replacement clamps for AGBMS-XP-1			
TS-MSC-XP-10			Replacement clamps for AGBMS-XP-10			

Battery Isolators

Standard Battery Isolators

- Isolates each battery to prevent the battery with the higher charge from draining into the battery with the lower charge.
- Allows two batteries to charge simultaneously from a single power source



CH-48122 is for use with Delcotron Series CS Alternators & includes an extra ignition connection terminal. It connects to a terminal or wire that is switched by the ignition switch.

Part Number	Max Alternator Rating (amps)	Volts	Terminal Style	Dimensions L x W x H	Fig.
CH-48120	140	12-36	3-5/16" studs	6" x 4-3/16" x 3-11/32"	A
CH-48160	200	12-36	3-5/16" studs	8-1/2" x 4-3/16" x 3-13/32"	B
CH-48122	140	12-36	3-5/16" studs & 1-#10 stud	6" x 4-3/16" x 3-11/32"	C

Smart Battery Isolators

- Works with all alternator types
- Smaller, lighter, less heat generated
- LED status indicator
- No diode efficiency losses
- Reduces charging system workload by not connecting auxiliary battery until primary battery is charged to 13.2volts.
- Prevents load on auxiliary battery from draining the starting battery
- Allows bi-directional charging from alternator or from shore/campground power charger/converter when available
- Optional start assist - Momentary switch (not included) allows the auxiliary battery to assist the starting battery
- Mounting: 5/16" x 19/32" mounting holes on 2-13/64" centers



For the correct momentary switch to complete your setup, use our Weather Resistant Push Button Switch (CH-M-626) on page 184.

Part Number	Max Alternator Rating (amps)	Volts	Terminal Style	Dimensions L x W x H
CH-48525	85	9-16	Two 5/16 - 24 copper power studs; two 10-24 top studs	3.27" x 3.34" x 2.93" including base
CH-48530	200	9-16		

Terminal Supply Co is a full line Littelfuse & Cole Hersee distributor. If you don't see what you're looking for here, please contact your local sales rep or customer service and they will find the part to exactly fit your needs.

Power Inverters

Pure Sine Inverters

- Suitable for laptops, diagnostic & office equipment & all other consumer electronics
- See below for installation kits & accessories
- Remotes listed are sold separately



Part Number	Output Wattage	Surge Wattage	Voltage	Dimensions L x W x H	Weight	Outlets	DC Connect (12V)	Remotes
GP-SW150-12	150	260	12	7.9"x5.2"x2.8"	5.9lbs.	2	Lighter plug	Option for 2-wire switch
GP-SW150-24	150	260	24	7.9"x5.2"x2.8"	5.9lbs.	2		
GP-SW300-12	300	450	12	9.3"x6.1"x2.8"	7.7lbs.	2 GFCI	Anderson lug terminals	
GP-SW300-24	300	450	24	9.3"x6.1"x2.8"	7.7lbs.	2 GFCI		
GP-ISW700	700	1200	12	13.0"x7.9"x3.3"	5.7lbs.	2 GFCI	GP-DC-KIT2	GP-ISW-R / GP-SWR-A
GP-ISW1000	1000	1750	12	14.7"x7.9"x3.3"	7.2lbs.	2 GFCI	GP-DC-KIT2	GP-ISW-R / GP-SWR-A
GP-ISW1500	1500	2650	12	16.6"x9.8"x3.3"	9.1lbs.	2 GFCI	GP-DC-KIT3	GP-ISW-R / GP-SWR-A
GP-ISW2000	2000	3500	12	17.5"x9.8"x3.3"	11.6lbs.	2 GFCI+HW	GP-DC-KIT4	GP-ISW-R / GP-SWR-A
GP-ISW3000	3000	6000	12	17.4"x10.0"x6.2"	18.1lbs.	HW	GP-DC-KIT5	GP-ISW-R / GP-SWR-A

Modified Sine Inverters

- Suitable for power tools & less precise equipment
- Rated: 12V
- See below for installation kits & accessories
- Remotes listed are sold separately



Part Number	Output Wattage	Surge Wattage	Dimensions L x W x H	Weight	Outlets	DC Connect (12V)	Remotes
GP-175	175	210	5.3"x2.1"x1.8"	1.1lbs.	1	Lighter plug	N/A
GP-225HD	25	450	5.3"x3.9"x2.1"	1.0lbs.	2	Lighter plug	N/A
GP-300	300	400	6.5"x3.5"x2"	1.8lbs.	2	Lighter plug & clips	N/A
GP-400HD	400	800	6.5"x4.3"x2.6"	1.5lbs.	2	Lighter plug	N/A
GP-600	600	860	9"x3.4"x2"	4.6lbs.	2	Cables included	N/A
GP-800HD	800	1600	7.5"x4.9"x3.0"	2.3lbs.	2	GP-DC-KIT2	GP-REMOTE
GP-1000HD	1000	2000	9.4"x4.9"x3.0"	3.1lbs.	2	GP-DC-KIT2	GP-REMOTE
GP-1750HD	1750	3500	8.1"x8.9"x3.5"	6.2lbs.	3	GP-DC-KIT3	GP-REMOTE
GP-3000HD	3000	6000	11.4"x10.0"x4.1"	10.5lbs.	4 + HW	GP-DC-KIT5	GP-REMOTE
GP-5000HD	5000	10000	18.5"x9.9"x4.1"	15.7lbs.	4 + HW	GP-DC-KIT5	GP-REMOTE

ELECTRICAL PRODUCTS

Pure & Modified Sine Accessories

Installation Kits

- Includes 10' battery cables, tie downs, lugs, appropriate inverter fuse & mounting block



Part Number	Inverter Size
GP-DC-KIT2	600W - 1000W
GP-DC-KIT3	1100W - 1800W
GP-DC-KIT4	2000W - 2500W
GP-DC-KIT5	2600W - 3000W

Pure Sine vs. Modified Sine Power


A modified sine power inverter works well for most uses & is the most common type of inverter on the market. It is also the most economical choice of the two. If you are mostly running things like lights, TVs, microwaves & tools, a modified sine power inverter will suit your needs.

Pure sine power inverters produce AC power that is exactly like, utility-supplied electrical power. This makes them better suited to run sensitive electronic items, such as laptops, stereos, laser printers, medical equipment & variable speed or rechargeable tools. The "clean" power produced by pure sine inverters allows for less distortion, audible & electrical noise, glitches & crashes in your electronic equipment.

If you have any questions regarding which power inverter is right for your application, talk to your local sales rep or call customer service.


Heavy Duty Inverters

- Powers: lift trucks, golf carts, electronic vehicles
- Designed for applications requiring a 12 volt power source converted from a 24 volt battery



Part Number	Input / Output	Current Continuous	Current Limit	Size (H x W x L)	Fig.
TS-N2412-12	22-32VDC / 13.8VDC	10 amps	12 amps	2" x 6.2" x 6"	A
TS-N2412-24	22-32VDC / 13.8VDC	20 amps	24 amps	2" x 6.2" x 7"	B

24-12 Volt DC Converters



- Reliably converts 24 volts DC to 12 volts DC so that 12V devices can operate in 24V construction equipment, trucks, RVs & buses
- >90% power conversion efficiency
- Built-in over/under voltage input & overload protection
- Die cast aluminum housing, epoxy sealed
- 100% waterproof

Part Number	Max Amps	Size (H x W x L)	Fig.
A2-2412-5	5	5/16" x 2-1/2" x 2-3/8"	A
A2-2412-10	10	1-1/16" x 2-7/8" x 2-15/16"	B
A2-2412-20	20	1-1/16" x 2-7/8" x 2-15/16"	C

AC to DC Converters



- Converts 110VAC to 12VDC
- Crowbar overvoltage protection prevents damage to connected equipment due to overvoltage
- Automatic time-controlled overcurrent protection in case of overload
- Solid state, integrated circuit maintains excellent regulation of output voltage

Part Number	Output	Size (H x W x L)
EC-EC20	20 Amps	6" x 6" x 10"

Clips

- When ordering sets of clips with covers, they come with 5 red covers, 5 black covers & 10 clips
- When ordering part numbers without covers, supplied individually

1-11/16" Overall Length - 5/16" Jaw Opening



Part Number	Description	Amps	Clip Material
593	Clip	5	Steel
593C	Clip	10	Copper
593-COV	Clips w/ covers (10)	5	Steel
593C-COV	Clips w/ covers (10)	10	Copper
72 COVER-RED	Red replacement cover		
72 COVER-BLK	Black replacement cover		

1-31/32" Overall Length - 5/16" Jaw Opening

- #6 screw eliminates need for soldering or crimping



Part Number	Description	Amps	Clip Material
60S	Clip	10	Steel
60SC	Clip	10	Copper
60S-COV	Clips w/ covers (10)	10	Steel
60SC-COV	Clips w/ covers (10)	10	Copper
62 COVER-RED	Red replacement cover		
62 COVER-BLK	Black replacement cover		

2" Overall Length - 7/16" Jaw Opening

- Automotive analyzer clip



Part Number	Description	Amps	Clip Material
594	Clip	10	Steel
594-COV	Clips w/ covers (10)	10	Steel
49 COVER-RED	Red replacement cover		
49 COVER-BLK	Black replacement cover		

2.4" Overall Length - 5/8" Jaw Opening

- General purpose clip designed for electronic ignition testers & other automotive applications



Part Number	Description	Amps	Clip Material
27C	Clip	20	Steel
27C-C	Clip	40	Copper
27C-COV	Clips w/ covers (10)	20	Steel
27C-C-COV	Clips w/ covers (10)	40	Copper
29 COVER-RED	Red replacement cover		
29 COVER-BLK	Black replacement cover		

We offer a variety of the clips you see in this section in one box. Check out our Clip Kit (CLIP-KIT).

Clips, cont'd

2-27/32" Overall Length - 3/4" Jaw Opening

- Heavy duty clip designed for battery operated equipment, charger & trouble lights
- Teeth are designed to latch securely on battery posts



Part Number	Description	Amps	Clip Material
595	Clip	25	Steel
595-COV	Clips w/ covers (10)	25	Steel
26 COVER-RED	Red replacement cover		
26 COVER-BLK	Black replacement cover		

4-1/4" Overall Length - 1-1/16" Jaw Opening

- Heavy duty clip for battery & test work



Part Number	Description	Amps	Clip Material
21C	Clip	50	Steel
21C-C	Clip	100	Copper
21C-COV	Clips w/ covers (10)	50	Steel
21C-C-COV	Clips w/ covers (10)	100	Copper
23 COVER-RED	Red replacement cover		
23 COVER-BLK	Black replacement cover		

2-13/16" Over Length - 1-1/8" Jaw Opening

- Miniature plier-type clamp
- Can use up to 8ga. wire



Part Number	Description	Amps	Material
46C-RED	Red Clip	75	Copper
46C-BLK	Black Clip	75	Copper

3" Overall Length - 3/4" Jaw Opening

- Teeth mesh on all three sides
- Crimp or screw connection



Part Number	Description	Amps	Clip Material
25C	Clip	40	Steel
25C-C	Clip	75	Copper
25C-COV	Clips w/ covers (10)	40	Steel
25C-C-COV	Clips w/ covers (10)	75	Copper
26 COVER-RED	Red replacement cover		
26 COVER-BLK	Black replacement cover		

6" Overall Length - 1-5/8" Jaw Opening

- Heavy duty clip designed for fast charges & heavy grounding applications



Part Number	Description	Amps	Clip Material
BU-11CPN	Clips	200	Copper
BU-11CPN-RC	Clip w/ red covers	200	Copper
BU-11CPN-BC	Clip w/ black covers	200	Copper
13 COVER-RED	Red replacement cover		
13 COVER-BLK	Black replacement cover		

From banana jacks to specialty clips, we have full access to a wide variety of products not shown here. For personal service & help finding the exact part you need, give us a call.

We also offer high amp jumper cable ends. To see what we stock, check out page 107 for all of the info.

Contents



Glass Fuses & Accessories	138
Glass Fuses	138
Glass Fuse Blocks	139
In Line Glass Fuse Holders	139
Panel Mount Glass Fuse Holders	140



Mega & Midi Fuses & Accessories	140
Mega Slo-Blo Fuses	140
Midi Slo-Blo Fuses	141
Mega & Midi Fuse Holders	141



Blade Fuses & Accessories	141
Mini Fuses	141
Pre-Wired Mini Fuses	142
Mini Fuse Holders	142
Mini Fuse Blocks	143
ATR Micro Fuses	144
Pre-Wired ATR Micro Fuses	144
ATR Micro Fuse Holders	144
ATL Micro Fuses	145
Pre-Wired ATL Micro Fuses	145
ATO Fuses	145
Pre-Wired ATO Fuses	146
ATO Fuse Holders	146
ATO Fuse Blocks	147
Maxi Fuses	148
Maxi Fuse Holders	148
Maxi Fuse Blocks	148
Fuse Pullers & Testers	149
Fuse Taps	149



Cartridge Fuses	149
PAL Fuses	149
JCASE Fuses	150
JCASE Fuse Blocks	150
MCASE Micro Fuses	150



ANL & ANN Fuses & Accessories	151
ANL & ANN Fuses	151
ANL & ANN Fuse Holder	151



Industrial Fuses	151
-------------------------	------------



Midget Fuses	152
---------------------	------------



Indicator Fuses	152
------------------------	------------

REFERENCE

Blade Fuse Comparison	143
-----------------------	-----

Glass Fuses & Accessories

Glass Fuses

AGW Glass Fuses



- Fast acting for max protection
- Size rejects insertion of other fuse types
- Actual parts may not be exactly as pictured
- Available in 5pk

Volts / Amps	Dia. x Length	Bussmann Series	Littelfuse Series
32V / 1-30A	1/4" x 7/8"	AGW	303

AGC Glass Fuses



- Fast acting for max protection
- Broad amp range for improved compatibility
- Actual parts may not be exactly as pictured
- Available in 5pk

Volts / Amps	Dia. x Length	Bussmann Series	Littelfuse Series
250V / 1/4-3A 32V / 4-35A	1/4" x 1-1/4"	AGC	312: 1/4-10amp 311: 12-30amp

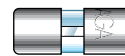
AGX Glass Fuses



- Fast acting for max protection
- Size rejects insertion of other fuse types
- Actual parts may not be exactly as pictured
- Available in 5pk

Volts / Amps	Dia. x Length	Bussmann Series	Littelfuse Series
250V / 1/8-2A 125V / 2 1/2-6A 32V / 8-30A	1/4" x 1"	AGX	362

AGA Glass Fuses



- Fast acting for max protection
- Size rejects insertion of other fuse types
- Actual parts may not be exactly as pictured
- Available in 5pk

Volts / Amps	Dia. x Length	Bussmann Series	Littelfuse Series
32V / 1-30A	1/4" x 5/8"	AGA	301


GMA Glass Fuses



- Fast acting for max protection
- Actual parts may not be exactly as pictured
- Available in 5pk

Volts / Amps	Dia. x Length	Bussmann Series	Littelfuse Series
250V / 1/10-3A 125V / 4-6A	5mm x 20mm	GMA	235

AGU Glass Fuses



- Fast acting for max protection
- Actual parts may not be exactly as pictured
- Available in 5pk

Volts / Amps	Dia. x Length	Bussmann Series	Littelfuse Series
250V / 1-5A 32V / 10-60A	13/32" x 1 1/2"	AGU	BLF/BFN: 1-30amp 511: 35-60amp

SFE Glass Fuses



- Fast acting for max protection
- Actual parts may not be exactly as pictured
- Available in 5pk

Volts / Amps	Dia. x Length	Bussmann Series	Littelfuse Series
32V / 4A	1/4" x 5/8"	SFE	307
32V / 6A	1/4" x 3/4"		
32V / 7-1/2A	1/4" x 7/8"		
32V / 9A	1/4" x 1"		
32V / 14A	1/4" x 1 1/16"		
32V / 20A	1/4" x 1 1/4"		
32V / 30A	1/4" x 1 7/16"		

MDL Glass Fuses



- Time delay allows close sizing on inductive circuits
- Broad amp range allows improved compatibility
- Actual parts may not be exactly as pictured
- Available in 5pk

Volts / Amps	Dia. x Length	Bussmann Series	Littelfuse Series
250V / 1/100-7A 32V / 8-30A	1/4" x 1 1/4"	MDL	313

For a variety of our most popular fuses in one box, take a look at our Glass Fuse Kit (GLASS-FUSE-KIT) on page 426.

For the correct glass fuse part number, use the fuse prefix, available amperages & available packages, along with this example:

AGC - 1/2 - 5PK

Glass Fuse Blocks

AGC Style Fuse Blocks



- Nickel plated brass spring clips rated for currents
- Accepts all 1-1/4" length - 1/4" dia. fuses
- 250 volt, up to 20 amp

Part Number	Length x Width (inches)	Number of Poles
FB-1	.78 x 2.38	1
FB-2	1.69 x 2.38	2
FB-3	2.59 x 2.38	3
FB-4	3.50 x 2.38	4
FB-6	5.31 x 2.38	6
FB-8	7.12 x 2.38	8
FB-10	8.94 x 2.38	10
FB-12	10.75 x 2.38	12

Common Feed Fuse Blocks



- Accepts all 1-1/4" length - 1/4" dia. fuses
- 300 volt, up to 20 amp

Part Number	Length x Width (inches)	Number of Poles
FB-4CF	3 x 2.5	4
FB-6CF	4.5 x 2.5	6
CH-M-647-01	8.75 x 2.25	12

In Line Glass Fuse Holders



Fuses not included

Part Number	Wire Ga.	Description	Works With	Fig.
AFH	16-12	Nylon, universal & easy to crimp. Pull force: 5lbs min to separate w/ fuse inside	1/4" dia. 7/8" to 1-1/4" length 30amp, 32 volt	A
HFB	18-12	Rubber, shock resistant. Resists water, salt spray, UV light, ozone & many organic solvents. Temp range: -40° to 302°F	1/4" dia. 1-1/4" length 30amp, 32 volt	B



Part Number	Wire Ga.	Description	Supplied With	Fig.
TS-95-14	14	Orange wire leads	AGC-15	A
FH	14	Red wire loop	SFE-20	B
FH-12	12	Red wire loop	AGC-30	C



Fuses not included

Part Number	Wire Ga.	Description	Works With
150145	14	15" black wire loop Universal retainer w/ spring	AGC-20 SFE-20

Panel Mount Glass Fuse Holders

- 250 volt; 20 amp
- Temperature range: -40° to 185°F
- UL Listed; CSA Certified
- All work with AGC, MDL or the SFE-20 fuses
- Bussmann: Tin plated brass terminals, neoprene washer & plastic hex nut; supplied unassembled
- Littelfuse: Tin or nickel plated copper alloy terminals, neoprene washer & metal hex nut; supplied unassembled

Fluted Knob



LITTELFUSE			
Part Number	Length (inches)	Max Panel Thickness	Type of Terminal
342038	1.78	.187	3/16" Q.C
342838	1.78	.187	1/4" Q.C.
342828	1.78	.187	1/4" 90° Q.C.
342104-040	Replacement knob		

Knurled Knob



BUSSMANN			
Part Number	Length (inches)	Max Panel Thickness	Type of Terminal
HTB-44I	1.6	.125	3/16" 90° Q.C
HTB-46I	1.6	.125	1/4" Q.C.
HTB-48I	1.6	.125	1/4" 90° Q.C.



LITTELFUSE			
Part Number	Length (inches)	Max Panel Thickness	Type of Terminal
342048	1.78	.187	3/16" 90° Q.C
342858	1.78	.187	1/4" Q.C.
342848	1.78	.187	1/4" 90° Q.C.

Low Profile



BUSSMANN			
Part Number	Length (inches)	Max Panel Thickness	Type of Terminal
HTB-22I	1.595	.3	3/16" Q.C
HTB-26I	1.595	.3	1/4" Q.C.



LITTELFUSE			
Part Number	Length (inches)	Max Panel Thickness	Type of Terminal
3453LF2	2.0	.310	3/16" Q.C
3453LF8	2.0	.310	1/4" Q.C.

Mega & Midi Fuses & Accessories

Mega Slo-Blo Fuses

- Use: battery & alternator connectors & other heavy gauge cables
- Features: Eliminates nuisance blowing during temporary, short duration overloads
- Materials: Plastic body with copper terminals
- 32 volt AC/DC
- Size: 2.7"L x .75"W
- Mounting holes, center to center: 2"



Part Number	Amps
MEG-100	100
MEG-125	125
MEG-150	150
MEG-175	175
MEG-200	200
MEG-225	225
MEG-250	250
MEG-300	300
MEG-350	350
MEG-400	400
MEG-450	450
MEG-500	500


Midi Slo-Blo Fuses

- Use: battery & alternator connectors & other heavy gauge cables
- Features: Eliminates nuisance blowing during temporary, short duration overloads
- Materials: Plastic body with copper terminals
- 32 volt AC/DC
- Size: 1.614”L x .394”W
- Mounting holes, center to center: 1.181”



Part Number	Amps	Font Color
MID-30	30	Orange
MID-40	40	Green
MID-50	50	Red
MID-80	80	White

Mega & Midi Fuse Holders



Part Number	Max Amps	Type	Studs	Description	Fig.
298900	500	Mega	2 - 5/16"	w/ cover	A
498900	200	Midi	2 - #10	w/ cover	B
HMEG	500	Mega	2 - 5/16"	w/ cover	C

Blade Fuses & Accessories

Mini Fuses

Standard Mini Fuses

- 32 volt fast acting
- .187” tab width
- Available in 5pk (to order: add -5PK to the end of the part number)
- Bussmann series: ATM
- Littelfuse series:297



Part Number	Amps	Color
MIN-2	2	Gray
MIN-3	3	Purple
MIN-5	5	Tan
MIN-7.5	7-1/2	Brown
MIN-10	10	Red
MIN-15	15	Blue
MIN-20	20	Yellow
MIN-25	25	Clear
MIN-30	30	Green

Get all of the Standard Mini Fuses you see here all in one spot! Just order our Mini Fuse Kit (MINI-FUSE-KIT), see page 392 for all of the details!

Mini fuses are common in newer vehicles that require more circuits. They come with industry standard color coded plastic housings for the easy identification of fuse ratings.

Mini Fuses, cont'd

LED Mini Fuses

- Integrated LED glows when fuse is blown
- 32 volt fast acting
- .187" tab width



Part Number	Amps	Color
MIN-5-LED	5	Tan
MIN-7.5-LED	7-1/2	Brown
MIN-10-LED	10	Red
MIN-15-LED	15	Blue
MIN-20-LED	20	Yellow
MIN-25-LED	25	Clear
MIN-30-LED	30	Green

Mini Access-A-Fuse

- 32 volt fast acting
- .187" tab width
- Additional stationary auxiliary blade



Low Profile Mini Fuses

- Space saving alternative
- 32 volt fast acting
- .187" tab width
- Bussmann series: ATM-LP
- Littelfuse series: 891



Part Number	Amps	Color
ATM-5LP	5	Tan
ATM-7.5LP	7-1/2	Brown
ATM-10LP	10	Red
ATM-15LP	15	Blue
ATM-20LP	20	Yellow
ATM-25LP	25	Clear
ATM-30LP	30	Green

Part Number	Primary Fuse Amps	Aux Fuse Amps	Color
APM-AF-10	10	3	Red
APM-AF-15	15	3	Blue
APM-AF-20	20	7.5	Yellow

Pre-Wired Mini Fuses

Low Profile Pre-Wired Mini Fuses

- 18ga., 6" wire leads



Part Number	Amps	Color
6710-PT	10	Red
6715-PT	15	Blue
6720-PT	20	Yellow

Standard Pre-Wired Mini Fuses

- 18ga., 6" wire leads



Part Number	Amps	Color
5605-PT	10	Red
5606-PT	15	Blue
5607-PT	20	Yellow

Mini Fuse Holders

Environmentally Sealed Fuse Holders

- Protects from moisture, salt, automotive fluids & high heat



Part Number	Max Amps	Wire Ga.	Fig.
FH-MIN-16-WR	15	16 - Black	A
FH-MIN-12-WR	30	12 - Orange	B
Components			
15300027		Connector	
ES-10-CAP		Cap	
12129493		14-12ga. terminal	
12077411		18-16ga. terminal	
15324981		12ga. seal	
15324982		16ga. seal	
15300014		TPA lock	

Fuse Holder w/ Cap



Part Number	Max Amps	Wire Ga.
FHM-1	20	16 - Black
FHM-2	30	12 - Red

LED Fuse Holders



- LED glows red when fuse is blown

Part Number	Max Amps	Wire Ga.
FH-MIN-LED	15	16 - Red

Mini Fuse Holders, cont'd

In Line Fuse Holder



Part Number	Max Amps	Wire Ga.
153002	20	22-16
153003	30	14-10

Add-On Circuit Low Profile Mini Fuse Holders



- Uses two fuses in place of one, providing protection to both

Part Number	Max Amps	Wire Ga.
LPS-08	30	16 - Red

For both Mini Add-On Circuit Fuse Holders the max combined current is 30 amps with max primary current 25 amps & max auxiliary current 15 amps.

Unless otherwise noted, fuses are sold separately. For the correct fuses, see the Mini fuse section on the previous two pages.

Add-On Circuit Standard Mini Fuse Holders

- Uses two fuses in place of one, providing protection to both



Part Number	Max Amps	Wire Ga.
FHM-200	30	16 - Red

In Line Low Profile Mini Fuse Holder



Part Number	Max Amps	Wire Ga.
LPS-01B-16R	15	16 - Red
LPS-01B-12R	30	12 - Red

Mini Fuse Blocks

Fuse Panel For Fuses & Circuit Breakers



- Molded of high performance thermoplastic
- Weather tight enclosure
- Temp rating: -40° to 260°F
- Mounting: four #10-32 fasteners (not included)

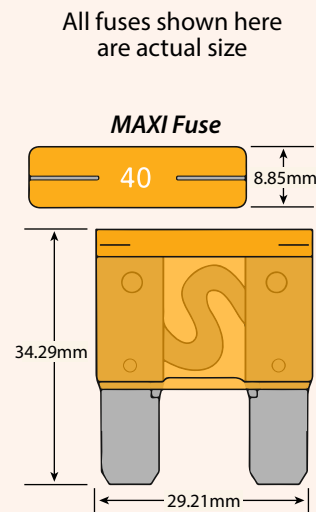
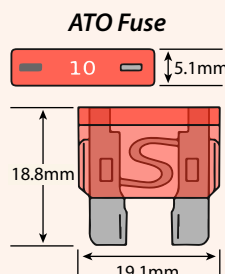
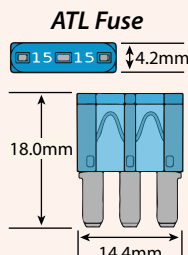
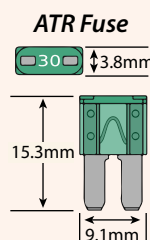
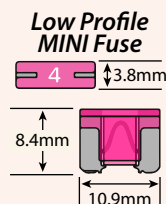
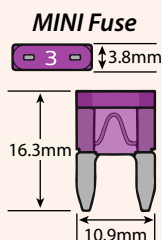


Part Number	Description
RTMF	20 position fuse block w/ no cover
RTMF-SC	20 position fuse block w/ shallow cover; 1.3" high
RTMF-DC	20 position fuse block w/ deep cover; 2.1" high

Works with the following:

Part Number	Description
12110846	22-20ga. terminal
12129409	16-14ga. terminal
12110853	12-10ga. terminal
15324985	22-20ga. cable seal
15324982	16-14ga. cable seal
15324981	12-10ga. cable seal
12010300	Unused cavity plug

Blade Fuse Comparison



All fuses shown here are actual size

Mini Fuse Blocks, cont'd

Mini Fuse Block w/ LED Indicator

- 250" tab quick disconnect side connections
- Cover included, fuses not included
- 32 volt max



Part Number	Number of Positions	Max Amps
BLM-I-304	4	100A total 30A/circuit
BLM-I-306	6	
BLM-I-310	10	

ATR Micro Fuses

ATR Micro Fuses

- 32 volt fast acting
- .110" tab width
- Bussmann series: ATR
- Littelfuse series: MICRO2



Part Number	Amps	Color
ATR-5	5	Tan
ATR-7.5	7-1/2	Brown
ATR-10	10	Red
ATR-15	15	Blue
ATR-20	20	Yellow
ATR-25	25	Clear
ATR-30	30	Green

Pre-Wired ATR Micro Fuses

- 18ga., 6" wire leads



Part Number	Amps	Color
6210-PT	10	Red
6215-PT	15	Blue
6220-PT	20	Yellow

ATR Micro Fuse Holders

Add-On Circuit Fuse Holders



- Uses two fuses in place of one, providing protection to both

Part Number	Max Amps	Wire Ga.
LPT-08	30	16 - Red

For ATR Add-On Circuit Fuse Holders the max combined current is 30 amps with max primary current 25 amps & max auxiliary current 15 amps. Unless otherwise noted, fuses are sold separately. See the previous section for fuses.

Inline Fuse Holders



Part Number	Max Amps	Wire Ga.
FH-ATR-12	30	12 - Red
FH-ATR-16	15	16 - Red

LED Inline Fuse Holders



- LED glows red when fuse is blown

Part Number	Max Amps	Wire Ga.
FH-ATR-12-LED	30	12 - Red
FH-ATR-16-LED	15	16 - Red

ATL Micro Fuses

ATL Micro Fuses

- 32 volt fast acting
- .110" tab width
- Bussmann series: ATR
- Littelfuse series: MICRO2



For all of your ATL Fuse Holder options, contact your local sales rep or customer service

Part Number	Amps	Color
ATL-5	5	Tan
ATL-7.5	7-1/2	Brown
ATL-10	10	Red
ATL-15	15	Blue

Pre-Wired ATL Micro Fuses

- 18ga., 6" wire leads



Part Number	Amps	Color
6810-PT	10	Red
6815-PT	15	Blue

ATO Fuses

Standard ATO Fuses

- 32 volt fast acting
- .250" tab width
- Available in 5pk (to order: add -5PK to the end of the part number)
- Bussmann series: ATC
- Littelfuse series: 257



Part Number	Amps	Color
ATO-1	1	Dk. Gray
ATO-2	2	Lt. Gray
ATO-3	3	Purple
ATO-4	4	Pink
ATO-5	5	Tan
ATO-7.5	7-1/2	Brown
ATO-10	10	Red

Part Number	Amps	Color
ATO-15	15	Blue
ATO-20	20	Yellow
ATO-25	25	Clear
ATO-30	30	Lt. Green
ATO-35	35	Dk. Green
ATO-40	40	Orange

ATO fuses are standard in most foreign and domestic vehicles. They come with industry standard color coded plastic housings for the easy identification of fuse ratings.

We have two ways to get all of the ATO fuses you need. Order our ATO Fuse Kit in large (ATO-KIT-LG) or small (ATO-KIT-SM). To see what each has to offer, see page 426.

LED ATO Fuses

- Integrated LED glows when fuse is blown
- 32 volt fast acting
- .250" tab width



Part Number	Amps	Color
ATO-3-LED	3	Purple
ATO-5-LED	5	Tan
ATO-7.5-LED	7-1/2	Brown
ATO-10-LED	10	Red
ATO-15-LED	15	Blue
ATO-20-LED	20	Yellow
ATO-25-LED	25	Clear
ATO-30-LED	30	Green

You can now get all of these handy fuses in one handy box! See page 426 for all of the details on our LED ATO Fuse Kit (ATO-LED-KIT-SM).

ATO Access-A-Fuse

- 32 volt fast acting
- .250" tab width
- Additional hinged auxiliary blade



Part Number	Primary Fuse Amps	Aux Fuse Amps	Color
APF-AF-20	20	7.5	Yellow

Pre-Wired ATO Fuses

- 18ga., 6" wire leads



Part Number	Amps	Color
5710-PT	10	Red
5715-PT	15	Blue
5720-PT	20	Yellow

ATO Fuse Holders

LED Fuse Holders



- LED glows red when fuse is blown

Part Number	Max Amps	Wire Ga.
FH-ATO-LED	30	12 - Red


Tap Fuse Holders



- Self stripping, installs w/ pliers

Part Number	Max Amps	Wire Ga.
ATO-TAP	20	18-14

ATO Fuse Holders



Part Number	Max Amps	Wire Ga.	Fig.
FH-ATO	20	16 - Black	A
FH-ATO-12	30	12 - Orange	B

Sealed Fuse Holders




- Nylon body & latching cap

Part Number	Max Amps	Wire Ga.
FH-ATO-10BR	40	10 - Red
FH-ATO-12BR	30	12 - Red
FH-ATO-14BR	20	14 - Red

Components

12033769	Connector
12033731	Cap
12033997	12-10ga. terminal
12066614	16-14ga. terminal

Stackable Fuse Holders



- For in-line or snap mount panel applications
- Interlock body design allows up to 10 holders to be snapped together

Part Number	Max Amps	Wire Ga.	Fig.
AFH-1	20	8" loop of 14 - Black	A
AFH-2	20	8" loop of 10 - Orange	B

Add-On Circuit Fuse Holders



- Uses two fuses in place of one, providing protection to both

Part Number	Max Amps	Wire Ga.
FHA-200	30	16 - Red

Weather Resistant Fuse Holders




Part Number	Max Amps	Wire Ga.	Fig.
FH-ATO-WR	15	16 - Black	A
FH-ATO-14-WR	20	14 - Red	B
FH-ATO-12-WR	30	12 - Orange	C

For ATO Add-On Circuit Fuse Holders the max combined current is 30 amps with max primary current 25 amps & max auxiliary current 15 amps. Unless otherwise noted, fuses are sold separately. See the previous page for fuses.

ATO Fuse Blocks


Fuse / Circuit Breaker Fuse Blocks w/ Common Feed

- .250" tab quick disconnect terminals
- 10-32 stud size terminal w/ hex nut, flat washer & lock washer included
- 30 amp per circuit, 150 amp total for block at 12 volt



Part Number	Number of Positions	Length x Width x Height (inches)
ATO-FB6CF	6	2.47 x 3.25 x .75
ATO-FB8CF	8	3.09 x 3.25 x .75
ATO-FB10CF	10	3.75 x 3.25 x .75
ATO-FB12CF	12	4.34 x 3.25 x .75
ATO-FB14CF	14	4.97 x 3.25 x .75
ATO-FB18CF	18	6.22 x 3.25 x .75

Water Resistant Fuse Blocks



- 250" tab quick disconnect side connections (ATO-FB16 has bottom tab connectors)
- Water resistant - snap-fit plastic covers w/ o-ring seals

Part Number	Number of Positions	Length x Width x Height (inches)	Max Amps	Fig.
ATO-FB4	4	2.625 x 1.0625 x 1.5	80	A
ATO-FB6	6	3.375 x 1.0625 x 1.5	100	B
ATO-FB8	8	4.5 x 1.0625 x 1.5	135	C
ATO-FB16	16	4.75 x 3.5 x 3.625	320	D

Standard ATO Fuse Blocks

- .250" tab quick disconnect side connections
- Two mounting holes for secure installation
- Interlocking feature permits multi-unit block
- 32 volt max



Part Number	Number of Positions	Max Amps
350417	5	15

Fuse Block Pigtail

- 1/10ga., common feed wire, 4/16ga. w/ female quick disconnects, all red GXL wire
- Comes w/ one each: ATO-15, ATO-25, ATO-30, ATO-40



Part Number	Description
SR-5040-A	Hold four ATO fuses

Fuse Block Housing

- Molded in nylon
- Stackable, w/ bolt holes for mounting



Part Number	Description
12004943	Holds 4 ATO fuses

Terminals For Housing

- Use w/ fuse block 12004943



Part Number	Wire Ga.	Max Amps	Common Feed
12020334	20-18	10	1 Way
12020321	16-14	20	1 Way
12020400	12-10	30	1 Way
12004563	12-10	40	2 Way
12004571	16-14	45	4 Way
12004568	12-10	60	4 Way

ATO Fuse Blocks, cont'd

ATO Fuse Blocks w/ LED Indicator

- .250" tab quick disconnect side connections
- Cover included
- 24 volt max



Part Number	Number of Positions	Max Amps
BLR-I-301	1	30

ATO Blade Fuse Block with Pos/Neg Bus

- Consolidates branch circuits & in-line fuses
- Positive distribution bus w/ #10-32 stud
- Accepts ring or spade terminals
- 32 volt max



Part Number	Description	Max Amps
BSS-5025	6 position	100A/ block, 30A/ circuit
BSS-5026	12 position	
BSS-5032	12 position, incl. ground	

ATO Fuse Block w/ Grounding Pad

- For ATO fuses & circuit breakers
- Includes cover
- Load connectors: 4mm screws



Part Number	Number of Positions
FB-SF-6	6
FB-SF-12	12

Maxi Fuses

Standard Maxi Fuses

- 32 volt slo-blo
- .375" tab width
- Bussmann series: MAX
- Littelfuse series: 299



Part Number	Amps	Color
MAX-20	20	Yellow
MAX-30	30	Green
MAX-40	40	Orange
MAX-50	50	Red

Part Number	Amps	Color
MAX-60	60	Blue
MAX-70	70	Tan
MAX-80	80	Natural

MAXI fuses are commonly used to replace fusible link wire. They come with industry standard color coded plastic housings for the easy identification of fuse ratings.

Get all of the Maxi Fuses we offer all in one box in our Maxi Fuse Kit (MAXI-FUSE-KIT).

Maxi Fuse Holders

Fuse Holders w/ Cap



- Protective cover - splash proof
- Easy installation

Part Number	Max Amps	Wire Ga.
MAH-1	80	6 - Black

Unless otherwise noted, fuses are sold separately from our fuse holders & fuse blocks. For the correct fuses, see the Maxi fuse section above.

Maxi Fuse Blocks

Standard Fuse Blocks


- Has screw terminals
- Works with Littelfuse fuses



Part Number	Number of Positions	Max Amps
MAB-1	1	60
152900	Cover for MAB-1	

Fuse Pullers & Testers

Fuse Pullers & Testers



Part Number	Works With	Fig.
097026	Maxi fuses	A
097023	Glass, mini, micro & ATO fuses	B
FP-ATR	Micro fuses	C

Fuse Puller/Tester




- Illuminated green light indicates a functioning fuse
- Designed for one handed use

Part Number	Works With
097019	Glass & blade fuses


Fuse Taps

Mini Fuse Taps



Part Number	Tab size	Fig.
MIN-TAP-FL	.187" tab - flat	A
MIN-TAP	.187" tab	B

ATO Fuse Taps



Part Number	Tab size	Fig.
ATO-C	.250" tab	A
BFT	.250" tab	B

Min Tap



- Inserted into hot side of empty fuse block cavity

Part Number	Tab size
MIN-TAP-250	.250" tab

Battery Tap



- Attaches to battery terminal to create 3 additional circuits

Part Number	Tab size
TRI-TAP	.250" tab

Cartridge Fuses

PAL Fuses

Male PAL Fuses


- Bussmann series: FLM
- Littelfuse series: PAL



Part Number	Amps	Color
PAL-130	30	Pink
PAL-160	60	Yellow
PAL-180	80	Black
PAL-1100	100	Blue
PAL-1120	120	White

9/16 Bent Male PAL Fuses


- Bussmann series: FLD
- Littelfuse series: PAL



Part Number	Amps	Color
PAL-430	30	Pink
PAL-440	40	Green
PAL-450	50	Red
PAL-480	80	Black
PAL-4100	100	Blue

13/16 Bent Male PAL Fuses

- Bussmann series: FLB
- Littelfuse series: PAL



Part Number	Amps	Color
PAL-230	30	Pink
PAL-240	40	Green
PAL-250	50	Red
PAL-260	60	Yellow
PAL-270	70	Brown
PAL-280	80	Black

PAL Fuses, cont'd

Female PAL Fuses

- Bussmann series: FLF
- Littelfuse series: PAL



Part Number	Amps	Color
PAL-20	20	Blue
PAL-30	30	Pink
PAL-40	40	Green
PAL-50	50	Red
PAL-60	60	Yellow

Mini Female PAL Fuses

- Bussmann series: FLS
- Littelfuse series: PAL



Part Number	Amps	Color
PAL-330	30	Pink
PAL-340	40	Green

Need some of everything? Our PAL Fuse, Kit (PAL-FUSE-KIT) has all of our available PAL fuses in one box.

JCASE Fuses

32 Volt AC/DC Slo-Blo JCASE Fuses

- Bussmann series: FMX
- Littelfuse series: 495
- **H x L x W: 27mm x 12mm x 14.1mm**



Part Number	Amps	Color
JCAS-20	20	Blue
JCAS-30	30	Pink
JCAS-40	40	Green
JCAS-50	50	Red
JCAS-60	60	Yellow

58 Volt DC Low Profile JCASE Fuses

- Bussmann series: FMX-LP
- Littelfuse series: 895
- **H x L x W: 16mm x 12mm x 14.5mm**



Part Number	Amps	Color
LJCAS-20	20	Blue
LJCAS-25	25	White
LJCAS-30	30	Pink
LJCAS-40	40	Green
LJCAS-50	50	Red
LJCAS-60	60	Yellow

JCASE Fuse Blocks

Power Distribution Relay Module & Fuse Block

- For high current applications w/ extreme moisture & high vibration
- Feature M8 power input studs & weather-tight cover



Part Number	Description	Contains
CBPFM	Power fuse module	2 JCASE fuse positions
CBPRM	Power relay module	35amp relay & 2 JCASE fuse positions

Fuse Block Pigtail

- Two 9" 16ga. GXL wire leads



Part Number	Description
PT-1510	Works w/ CBPFM
<small>Components</small>	
12052641	Connector
12048074	Terminals

MCASE Micro Fuses

32 Volt DC MCASE Micro Fuses

- Bussmann series: FMM
- Littelfuse series: 695
- **H x L x W: 17.5mm x 6.2mm x 10.7mm**



Part Number	Amps	Color
FMM-15	15	Gray
FMM-20	20	Blue
FMM-25	25	White

Part Number	Amps	Color
FMM-30	30	Pink
FMM-40	40	Green

ANL & ANN Fuses & Accessories

ANL & ANN Fuses

- Used in battery operated forklifts & other low voltage battery operated equipment
- Window shows limiter status
- Small footprint saves space

ANL Fast Acting Fuses



- Time-delay sizing for inductive circuits

Amps	Volts	Bussmann Series	Littelfuse Series
35 - 675	32VDC	ANL	CNL

ANN Very Fast Acting Fuses



- Fast acting circuit protection

Amps	Volts	Bussmann Series	Littelfuse Series
10 - 800	130VDC	ANN	CNN

For the correct ANL or ANN fuse part number, use the fuse prefix (ANL or ANN) & available amperages, along with this example: **ANN - 175**

ANL & ANN Fuse Holder

Fuse Holders

- 3.46”L x 1.22”W x 0.49”H, 2.43” stud center to center
- Made of polyester impact/electrical - black with mineral & glass fiber added



Part Number	Description	Stud Size	Fig.
4164-FR	Fuse holder	5/16	A
BLC-09-GT	Fuse holder	5/16	B
BLC-09-GTC	Clear cover for BLC-09-GT (sold separately)		C

Industrial Fuses

FLNR Slo-Blo Class RK5 Fuses



- Use: Distribution panel boards & general purpose
- Features: Reduces damage to equipment caused by heating & magnetic forces of short circuits
- 1/10 - 60 amp supplied in 10pk; 70 - 100 amp in 5pk & 110 - 600 amp individually

Amps	Volts	Bussmann Series	Littelfuse Series
1/10 - 600	250VAC / 125VDC	FRN(R)	FLNR

FLSR Slo-Blo Class RK5 Fuses



- Use: Service entrance switches, panel boards & general purpose
- Features: Low resistance design reduces power & utility bills
- 1/10 - 60 amp supplied in 10pk; 70 - 100 amp in 5pk & 110 - 600 amp individually

Amps	Volts	Bussmann Series	Littelfuse Series
1/10 - 600	600VAC / 300VDC	FRS(R)	FLSR

Industrial Fuses, cont'd

SLC Medium Time Delay Class G Fuses

- Use: General purpose residential & commercial circuits
- Features: Cost effective & space saving alternative
- 1/2 - 60 amp supplied in 10 pk



Amps	Volts	Bussmann Series	Littelfuse Series
1/2 - 60	480VAC / 600VAC	SC	SLC

For the correct industrial fuse part number, use the fuse prefix, available amperages & supplied packages along with this example:

SLC - 70 - 5

Midget Fuses

BLN Fast Acting Fuses



- Use: Control circuits, street lighting, HID lighting, computers & other applications
- Features: High interrupting capacity current-limiting type fuse
- 1 - 30 amp supplied in 10pk

Amps	Volts	Bussmann Series	Littelfuse Series
1 - 30	250VAC	BAN	BLN

FLM Time Delay Fuses



- Use: Control circuit transformers, solenoids & other circuits w/ high rush currents & supplemental protection of small motors
- 1/10 - 30 amp supplied in 10pk

Amps	Volts	Bussmann Series	Littelfuse Series
1/10 - 30	250VAC	FNM	FLM

KLK Fast Acting Fuses



- Use: General purpose residential & commercial circuits w/ little or no motor lead
- 1/10 - 30 amp supplied in 10pk

Amps	Volts	Bussmann Series	Littelfuse Series
1/10 - 30	600VAC	KTK	KLK

For the correct midget fuse part number, use the fuse prefix, available amperages & supplied packages along with this example:

FLM - 4/10 - 10

Indicator Fuses

FLSR-ID Time Delay Fuses

- Use: Switch main & feeder switches, service entrance switches & general purpose circuits
- Features: Reduced damage caused by heating & magnetic forces of short circuits
- 1/10 - 60 amp supplied in 10pk; 70 - 100 amp in 5pk; 110 - 600 amp individually








Amps	Volts	Littelfuse Series
1/10 - 600	600VAC / 300VDC	FLSR-ID

For the correct indicator fuse part number, use the fuse prefix, available amperages & supplied packages, along with this example:




FLSR - ID - 200 - 1

Contents

				
Type I Circuit Breakers				154

				
Type II Circuit Breakers				156

				
Type III Circuit Breakers				157

		
High Amp Circuit Breakers		158
Type I		158
Type III		159

			
Circuit Breaker Accessories			159
Circuit Breaker Boots			159
Circuit Breaker Mounting Brackets			160
Bussbars			160

REFERENCE

Circuit Breakers: Metal or Plastic?	155
-------------------------------------	-----

Type I Circuit Breakers

- Continuously cycles, "resets" until the overload is corrected

With Mounting Bracket

- Two 15/64" mounting holes, 1-9/16" on center
- Two #10-32 studs
- Steel case



Part Number	Amps	Volts
CH-30172-15	15	24VDC
CH-30172-20	20	24VDC
CH-30172-30	30	24VDC

Auto Reset w/ Mounting Bracket

- Two 15/64" mounting holes, 1-9/16" on center
- Two #10-32 studs
- Steel case



Part Number	Amps	Volts
CBMP-10	10	12VDC
CBMP-15	15	12VDC
CBMP-20	20	12VDC
CBMP-25	25	12VDC
CBMP-30	30	12VDC
CBMP-35	35	12VDC
CBMP-40	40	12VDC
CBMP-50	50	12VDC

Auto Reset

- Two #10-32 studs
- Steel case



Part Number	Amps	Volts
CB-8	8	12VDC
CB-10	10	12VDC
CB-15	15	12VDC
CB-20	20	12VDC
CB-25	25	12VDC
CB-30	30	12VDC
CB-35	35	12VDC
CB-40	40	12VDC
CB-50	50	12VDC

Auto Reset w/ Mounting Bracket

- Two 15/64" mounting holes, 1-9/16" on center
- Two #10-32 studs
- Steel case
- Part supplied may be Bussmann or Cole Hersee, depending on availability



Part Number		Amps	Volts
Unsealed	Sealed		
CH-30055-10	CH-30138-10	10	12VDC
CH-30055-15		15	12VDC
CH-30055-20	CH-30138-20	20	12VDC
CH-30055-25		25	12VDC
CH-30055-30	CH-30138-30	30	12VDC
CH-30055-40		40	12VDC
CH-30055-50		50	12VDC

Waterproof w/ Mounting Bracket

- Two 15/64" mounting holes, 1-9/16" on center
- Two #10-32 studs
- Waterproof plastic case
- Extra length auxillary stud



Part Number	Amps	Volts
CBP-1-20	20	12VDC
CBP-1-25	25	12VDC
CBP-1-30	30	12VDC
CBP-1-40	40	12VDC
CBP-1-50	50	12VDC

We also have covers & brackets to fit our stud type circuit breakers. To see everything we have to offer, check out our circuit breaker accessories section on page 159.

Type I Circuit Breakers, cont'd

Shortstop

- Two #10-32 studs
- Plastic case



Part Number	Amps	Volts
46411	10	12VDC
46416	15	12VDC
46421	20	12VDC
46426	25	12VDC
46431	30	12VDC
46441	40	12VDC
46451	50	12VDC

Shortstop w/ Mounting Bracket

- Two 15/64" mounting holes, 1-9/16" on center
- Two #10-32 studs
- Waterproof plastic case



Part Number	Amps	Volts
46511	10	12VDC
46516	15	12VDC
46521	20	12VDC
46531	30	12VDC
46541	40	12VDC

PVC Coated w/ Wire Leads & Mounting Bracket

- Two 15/64" mounting holes, 1-9/16" on center
- 10" wire loop
- Steel case



Part Number	Amps	Volts	Wire Gauge
CH-30062-30	30	12VDC	12 - Red

PVC Coated w/ Wire Leads

- 10" wire loop
- Steel case



Part Number	Amps	Volts	Wire Gauge
CH-30063-30	30	12VDC	12 - Red

Maxi

- Operating temp: -20 to 150°F
- Thermoplastic housing w/ standard gray cover
- .310" blade width



Part Number	Amps	Volts
CB-MAX-20	20	12VDC
CB-MAX-25	25	12VDC
CB-MAX-30	30	12VDC
CB-MAX-35	35	12VDC
CB-MAX-40	40	12VDC
CB-MAX-50	50	12VDC

ATO

- Operating temp: -40 to 185°F
- Thermoplastic housing w/ standard gold cover
- .206" blade width



Part Number	Amps	Volts
CB-ATO-7.5	7.5	14VDC
CB-ATO-10	10	14VDC
CB-ATO-15	15	14VDC
CB-ATO-20	20	14VDC
CB-ATO-25	25	14VDC
CB-ATO-30	30	14VDC

If you're looking for a variety of mini circuit breakers in one spot, take a look at our Mini Circuit Breaker Kit (CB-MIN-KIT) with 30 circuit breakers.

Circuit Breakers: Metal or Plastic?

When considering the choice between metal or plastic circuit breakers, keep in mind that the difference in weight & structural integrity are not that great. The plastic body circuit breakers, however, will resist corrosion & denting.

Type I Circuit Breakers, cont'd

ATO Plug In

- Grooved for easy size adjustment
- Plated steel case
- .200" blade width



Part Number	Amps	Volts	Color
CH-30409-10	10	12VDC	Red
CH-30409-20	20	12VDC	Gold
CH-30409-25	25	12VDC	Silver
CH-30409-30	30	12VDC	Green

Mini

- Operating temp: -40 to 185°F
- Thermoplastic housing w/ standard gold cover
- .110" blade width



Part Number	Amps	Volts
CB-MIN-7.5	7.5	12VDC
CB-MIN-10	10	12VDC
CB-MIN-15	15	12VDC
CB-MIN-20	20	12VDC
CB-MIN-25	25	12VDC
CB-MIN-30	30	12VDC

Type II Circuit Breakers

- Remains open as long as the overload exists, power must be disconnected for the unit to be reset

Ford Truck

- Replaces AGC & SFE glass fuses



Part Number	Amps	Volts
FO-CB-10	10	12VDC
FO-CB-15	15	12VDC
FO-CB-20	20	12VDC
FO-CB-25	25	12VDC
FO-CB-30	30	12VDC
FO-CB-40	40	12VDC

1-1/4" Snap In

- Fits any standard fuse block
- Replaces 1-1/4" glass fuses



Part Number	Amps	Volts
CBF-10	10	12VDC
CBF-15	15	12VDC
CBF-20	20	12VDC
CBF-30	30	12VDC
CBF-40	40	12VDC

Mini

- For MIN Fuses
- .110" blade width



Part Number	Amps	Volts
CB-MIN-T2-10	10	12VDC
CB-MIN-T2-15	15	12VDC
CB-MIN-T2-20	20	12VDC
CB-MIN-T2-25	25	12VDC
CB-MIN-T2-30	30	12VDC

Mack Truck

- Male blade terminals on 1" center



Part Number	Amps	Volts
MK-CB-5	5	12VDC
MK-CB-6	6	12VDC
MK-CB-8	8	12VDC
MK-CB-10	10	12VDC
MK-CB-15	15	12VDC
MK-CB-20	20	12VDC
MK-CB-25	25	12VDC
MK-CB-30	30	12VDC

Type II Circuit Breakers, cont'd

Maxi

- Direct replacement for many OEM applications
- .310" blade width



Part Number	Amps	Volts
MXB-10	10	12VDC
MXB-15	15	12VDC
MXB-20	20	12VDC
MXB-25	25	12VDC
MXB-30	30	12VDC

ATO Plug In

- Grooved for easy size adjustment
- .200" blade width



Part Number	Amps	Volts	Color
211-8	8	12VDC	Silver
211-10	10	12VDC	Red
211-15	15	12VDC	Blue
211-20	20	12VDC	Gold
211-25	25	12VDC	Silver
211-30	30	12VDC	Silver

Type III Circuit Breakers

- Remains open until the unit is manually reset by pushing the button

MG Series Push Button

- Gray thermoplastic housing
- Voltage: 250 VAC interrupt capacity
- Operating temp: -10°F to 150°F
- 7/16" bushing



	Part Number		Amps
	.250" Blade Terminal	90° Blade Terminal	
	MG-8-BL	MG-8-90	8
	MG-10-BL	MG-10-90	10
	MG-15-BL	MG-15-90	15
	MG-20-BL	MG-20-90	20
	N/A	MG-30-90	30

MP Series Push Button

- Resets actuator mechanism then remains disengaged until manually reset
- 3/8" bushing



Part Number	Amps	Volts
MP-5-BL	5	250VAC / 50VDC
MP-10-BL	10	250VAC / 50VDC
MP-15-BL	15	250VAC / 50VDC
MP-20-BL	20	250VAC / 50VDC
MP-25-BL	25	250VAC / 50VDC
MP-30-BL	30	250VAC / 50VDC
MP-35-BL	35	250VAC / 50VDC

Waterproof w/ Mounting Bracket

- Two 15/64" mounting holes, 1-9/16" on center
- Two #10-32 studs
- Waterproof plastic case



Part Number	Amps	Volts
CBP-3-15	15	12-24VDC
CBP-3-20	20	12-24VDC
CBP-3-30	30	12-24VDC
CBP-3-40	40	12-24VDC
CBP-3-50	50	12-24VDC

We offer thread-on boots that create a waterproof seal to protect the push buttons. See them on page 159.

Push Button Reset

- Two 15/64" mounting holes, 1-9/16" on centers
- Two #10-32 studs
- Temperature resistant plastic case



Part Number	Amps	Volts
CH-30407-20	20	12-24VDC
CH-30407-30	30	12-24VDC
CH-30407-40	40	12-24VDC

Type III Circuit Breakers, cont'd

ATO w/ Manual Reset

- Operating temp: -40° to 185°F
- Thermoplastic housing w/ standard silver cover
- .206" blade width



Part Number	Amps	Volts	Reset Button Color
CB223-7.5	7.5	12-24VDC	Brown
CB223-10	10	12-24VDC	Red
CB223-15	15	12-24VDC	Blue
CB223-20	20	12-24VDC	Yellow
CB223-25	25	12-24VDC	White
CB223-30	30	12-24VDC	Green

Low Profile ATO w/ Manual Reset

- Operating temp: -40° to 185°F
- Thermoplastic housing w/ standard color coded cover
- .206" blade width



Part Number	Amps	Volts	Reset Button Color
CB227-5	5	12-24VDC	Tan
CB227-6	6	12-24VDC	Moss Green
CB227-7.5	7.5	12-24VDC	Brown
CB227-10	10	12-24VDC	Red
CB227-15	15	12-24VDC	Blue
CB227-20	20	12-24VDC	Yellow
CB227-25	25	12-24VDC	White
CB227-30	30	12-24VDC	Green

Mini w/ Manual Reset

- Operating temp: -40° to 185°F
- Thermoplastic housing w/ standard silver cover
- .110" blade width



Part Number	Amps	Volts	Reset Button Color
CB223-10-200	10	12-24VDC	Red
CB223-15-200	15	12-24VDC	Blue
CB223-20-200	20	12-24VDC	Yellow
CB223-25-200	25	12-24VDC	White
CB223-30-200	30	12-24VDC	Green

High Amp Circuit Breakers

Type I

Surface & Panel Mount

- Used in trucks, buses, RVs, lift gates & marine applications
- Two 1/4" - 28 studs
- IP67 rated



Surface Mount



Panel Mount

Part Number		Amps	Volts
Surface Mount	Panel Mount		
CB1-SM-60	CB1-PM-60	60	12-42VDC
CB1-SM-80	CB1-PM-80	80	12-42VDC
CB1-SM-100	CB1-PM-100	100	12-42VDC
CB1-SM-120	CB1-PM-120	120	12-42VDC
CB1-SM-150	CB1-PM-150	150	12-42VDC

Type III

Surface & Panel Mount

- Used in trucks, buses, RVs, lift gates & marine applications
- Two 1/4" - 28 studs
- IP67 rated



Surface Mount



Panel Mount

Part Number		Amps	Volts
Surface Mount	Panel Mount		
-	CB3-PM-25	25	12 - 42VDC
CB3-SM-40	CB3-PM-40	40	12 - 42VDC
CB3-SM-50	CB3-PM-50	50	12 - 42VDC
CB3-SM-60	CB3-PM-60	60	12 - 42VDC
CB3-SM-70	CB3-PM-70	70	12 - 42VDC
CB3-SM-80	CB3-PM-80	80	12 - 42VDC
CB3-SM-90	CB3-PM-90	90	12 - 42VDC
CB3-SM-100	CB3-PM-100	100	12 - 42VDC
CB3-SM-110	CB3-PM-110	110	12 - 42VDC
CB3-SM-120	CB3-PM-120	120	12 - 42VDC
CB3-SM-135	CB3-PM-135	135	12 - 42VDC
CB3-SM-150	CB3-PM-150	150	12 - 42VDC
CB3-SM-200	-	200	12 - 42VDC
CB3-SM-250	-	250	12 - 42VDC

Circuit Breaker Accessories

Circuit Breaker Boots

Flexible PVC Circuit Breaker Cover

- Protects continually energized posts from accidental shorting
- Easily removable for testing purposes



Part Number	Fits	Color
TS-CB-BOOT	Type I - Stud Type	Black
TS-CB-BOOT-RED	Type I - Stud Type	Red

Push Button Circuit Breaker Boots

- Creates weatherproof seal
- Features magnifying top for easier identification



Part Number	Bushing Size	Fits
CB-PBB-C-7/16	7/16"	Type III - MG Series
CB-PBB-C-3/8	3/8"	Type III - MP Series

NEW PRODUCTS COMING SOON!

NEW & EXCITING PRODUCTS ARE COMING IN FASTER THAN WE CAN PUT THEM IN THE CATALOG. TO FIND OUT ALL ABOUT THEM:

1. ASK YOUR LOCAL SALES REP
2. CHECK OUT OUR YOUTUBE CHANNEL: [TERMINALSUPPLYCO](#)
3. GO TO WWW.GO2TSC.COM

WHETHER YOU SEE IT IN OUR CATALOG OR NOT, WE'LL BE ABLE TO FIND SOMETHING TO FIT YOUR EXACT NEEDS!

WE'VE GOT IT. WE'LL BUILD IT. WE'LL SOLVE IT.

Circuit Breaker Mounting Brackets

Plated Steel Mounting Bracket

- For use with all stud type breakers w/o brackets
- Circuit breakers snap in & hold securely
- Mounts with two .250" (or smaller) bolts or screws



Part Number	Gang	Length x Width (inches)	Mounting Centers (inches)
CH-30090-2	2	4.81 x 1.29	4.00
CH-30090-3	3	5.71 x 1.29	4.90
CH-30090-4	4	6.62 x 1.29	5.81
CH-30090-8	8	10.25 x 1.29	9.43

Bussbars

Copper Bussbar

- Connects stud type breakers in CH-87128 series mounting brackets
- Connects breakers to provide higher amperage ratings
- All are .560" wide



Part Number	Gang	Length (inches)	Mounting Centers
CH-86126-4	4	3.23	2.73
CH-86126-6	6	5.05	4.55
CH-86126-12	12	10.51	10.01

Brass Bussbar

- Connects stud type breakers
- Connects breakers to provide higher amperage ratings
- All are .312" wide
- All have hole size of .210"



Part Number	Gang	Length (inches)	Mounting Centers
CH-86099-2	2	1.53	.926
CH-86099-3	3	2.43	1.86
CH-86099-4	4	3.34	2.75
CH-86099-5	5	4.24	3.63

Terminal Supply Co. is a Littelfuse / Cole Hersee full-line master distributor. If you don't see exactly the part you need here, contact your local sales rep or customer service & they will help you find it!



Relays & Flashers



Relays	162
Tyco / Bosch Relays	162
Cole Hersee Relays	162
Hella Relays	162
ISO 280 Micro Relays	163
Micro Relays - Standard	163
Mini Relays - Metric	164
Hella Skirted Mini Relays	164
Mini - Giant Power Relays	164
Relay Sockets & Terminals	165
Relay Pigtails	166
Electronic Dual Relay	166
Forward & Reverse Relay Module	166
Relay Tools	167



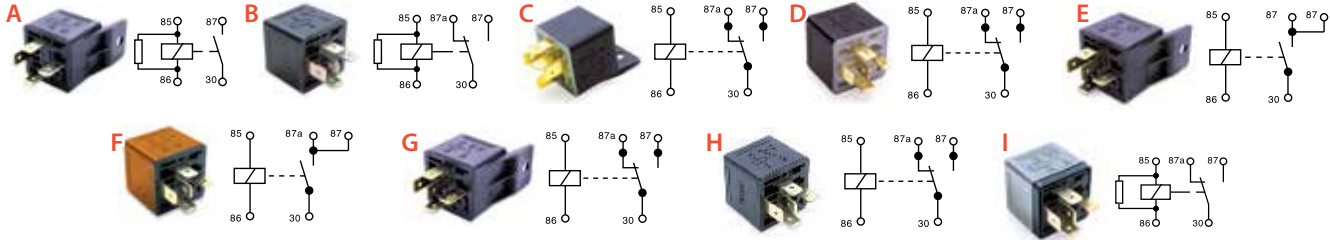
Flashers	168
Electro-Mechanical Flashers	168
Solid State Flashers	168
Thermal Flashers	169
Specialty Flashers	169
Solid State LED Flashers	170
Electronic LED Flashers	170
Flasher Accessories	170

REFERENCE

What is a relay?	165
Why use a relay?	167

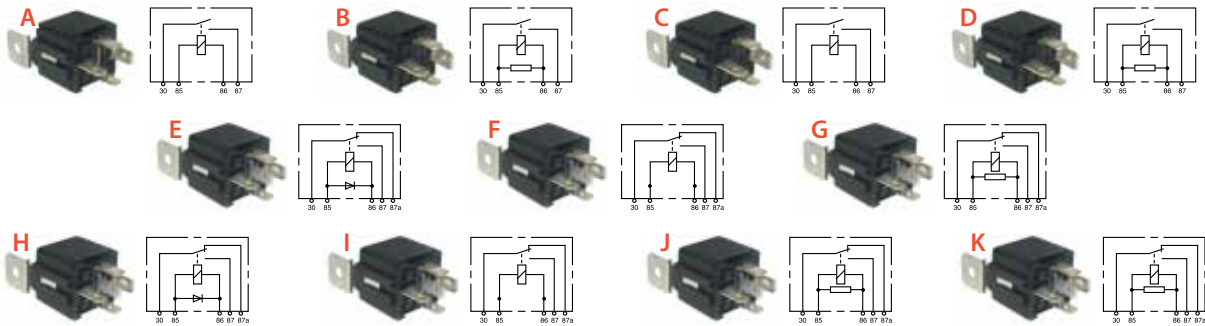
Relays

Tyco/Bosch Relays



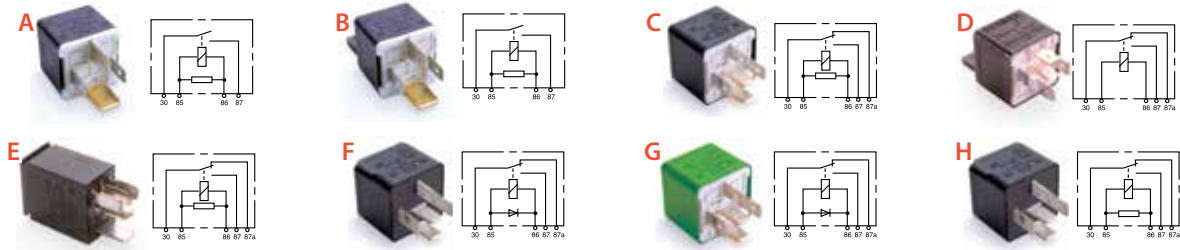
Part Number	Bosch Ref Number	Tyco Ref Number	Hella Ref Number	Amps	Volts	Contact Action	Description	Fig.
TYR-004-1250	332 019 110	V23234B1001X004	87430	50	12	SPST	With resistor & bracket	A
TYR-032-1250	332 209 137	V23234A0001X032	87530	50	12	SPDT	With resistor	B
TYR-050-2420	332 209 203	V23234A1004X050	N/A	20	24	SPDT	With bracket	C
TYR-055-2420	332 209 211	V23234A0004X055	87436	20	24	SPDT		D
TYR-005-1240	332 019 150	V23234C1001X005	87118	40	12	SPST	With bracket	E
TYR-006-1240	332 019 151	V23234C0001X006	87483	40	12	SPST		F
TYR-036-1240	332 209 150	V23234A1001X036	87499	40	12	SPDT	With bracket	G
TYR-037-1240	332 209 151	V23234A0001X037	87401	40	12	SPDT		H
TYR-042-1240	332 209 159	V23234A0001X042	87404	40	12	SPDT	With resistor	I

Cole Hersee Relays



Part Number	Amps	Volts	Contact Action	Terminals/Width (Inches)	Description	Fig.
CH-RA-400112-NN	40	12	SPST	4/.250	With snap-in bracket	A
CH-RA-700112-DN	70	12	SPST	2/.250 & 2/.375	With resistor & snap-in bracket	B
CH-RA-700112-NN	70	12	SPST	2/.250 & 2/.375	With snap-in bracket	C
CH-RA-700112-RN	70	12	SPST	4/.250	With resistor & snap-in bracket	D
CH-RC-200124-DN	15/20	24	SPDT	5/.250	With diode & snap-in bracket	E
CH-RC-200124-NN	15/20	24	SPDT	5/.250	With snap-in bracket	F
CH-RC-200124-RN	15/20	24	SPDT	5/.250	With resistor & snap-in bracket	G
CH-RC-400112-DN	30/40	12	SPDT	5/.250	With diode & snap-in bracket	H
CH-RC-400112-NN	30/40	12	SPDT	5/.250	With snap-in bracket	I
CH-RC-400112-RN	30/40	12	SPDT	5/.250	With resistor & snap-in bracket	J
CH-RC-700112-RN	60/70	12	SPDT	2/.250 & 3/.375	With resistor & snap-in bracket	K

Hella Relays

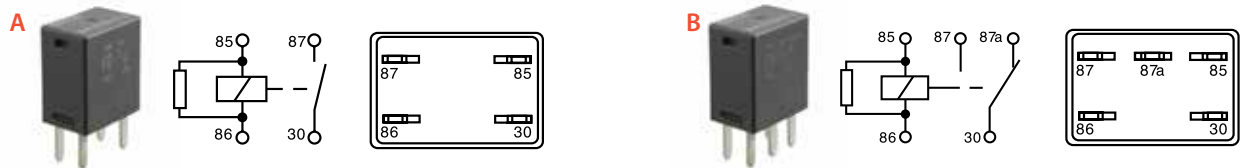


Part Number	Amps	Volts	Contact Action	Terminals / Width (inches)	Description	Fig.
HE-87432B	70	12	SPST	2/.375, 2/.250	With resistor	A
HE-87440	50	12	SPST	2/.375, 2/.250	With resistor & bracket	B
HE-87429B	20/40	12	SPDT	5/.250	With resistor	C
HE-87499B	20/40	12	SPDT	5/.250	With bracket	D
HE-87416B	10/20	12	SPDT	3/.187, 2/.250	With resistor	E
HE-87427	10/20	24	SPDT	5/.250	With diode	F
HE-87424B	20/40	12	SPDT	5/.250	With diode	G
HE-87115	10	24	SPDT	5/.250	With resistor	H

Relays can be used in a variety of applications: head lamps, auxiliary lighting, small motors, etc.

For the corresponding pigtails to connect to the relays on these two pages, see what we offer on page 166.

ISO 280 Micro Relays



Part Number	Amps	Volts	Contact Action	Terminals / Width (mm)	Description	Fig.
MCR-420	20	12	SPST	4/2.8	With resistor	A
MCR-510	10	12	SPDT	5/2.8	With resistor	B
MCR-435	35	12	SPST	4/2.8	With resistor	A
MCR-535	35	12	SPDT	5/2.8	With resistor	B

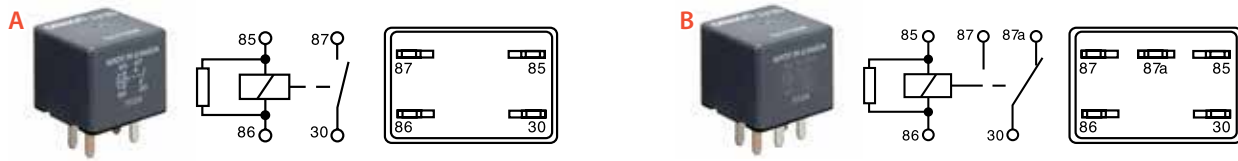
Micro Relays - Standard



Part Number	Bosch Ref Number	Tyco Ref Number	Hella Ref Number	Amps	Volts	Contact Action	Terminals / Width	Description	Fig.
TYR-003-1220	332 011 007	V23374A1601X003	N/A	30	12	SPST	2/.187, 2/.250	With resistor	A
TYR-011-1220	332 207 307	V23274A1601X011	87416B	20	12	SPDT	3/.187, 2/.250	With resistor	B

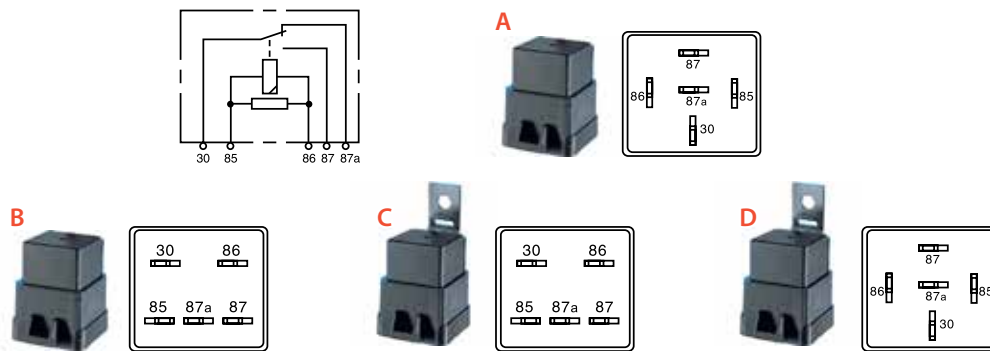
RELAYS & FLASHERS

ISO 280 Mini Relays



Part Number	Amps	Volts	Contact Action	Terminals / Width (mm)	Description	Fig.
MNR-420	20/35	12	SPST	4/2.8	With resistor	A
MNR-520	20/35	12	SPDT	5/2.8	With resistor	B

Hella Skirted Mini Relays



Part Number	Amps	Volts	Contact Action	Terminals / Width (inches)	Description	Suggested Pigtail	Fig.
HE-87405	20/40	12	SPDT	5/.250	Waterproof w/ resistor	TS-BOS-WP	A
HE-87406	20/40	12	SPDT	5/.280	Waterproof w/ resistor	TS-BOS-WP-280	B
HE-87417	20/40	12	SPDT	5/.280	Waterproof w/ resistor & bracket	TS-BOS-WP-280	C
HE-87421	10/20	24	SPDT	5/.250	Waterproof w/ resistor & bracket	TS-BOS-WP	D
HE-87414	20/40	12	SPDT	5/.250	Waterproof w/ resistor & bracket	TS-BOS-WP	D

Mini - Giant Power Relays




See page 166 for the corresponding relay pigtail # TP-49129-A

Part Number	Bosch Ref Number	Tyco Ref Number	Amps	Volts	Contact Action	Description
TYR-001-1275	332 002 150	V23232D0001X001	75	12	SPST	Dual contact, with resistor
TYR-007-2450	332 002 250	V23232E0002X007	50	24	SPST	Dual contact, with resistor
TYR-003-1275	332 002 156	V23232A0001X003	75	12	SPST	Dual contact, with parallel & series diodes
TYR-014-2475	332 002 256	V23252A0002X009	75	24	SPST	Dual contact, with parallel & series resistor


Relay Sockets & Terminals

Bosch




Part Number	Terminals / Width (inches)	Description	Fig.
334 485 007	5/.250	5 terminal connector, impact resistant	A
334 485 008	5/.250	5 terminal connector w/ bracket, impact resistant, stackable	B
334 485 046	2/.250, 3/.187	5 terminal connector for micro relays	C
334 485 045	2/.250, 3/.187	5 terminal connector for micro relays, stackable	D
42238-2	.250	18-14ga. terminal	E
42282-2	.187	18-14ga. terminal	F
180351-2	.250	12-10ga.	E

Hella



Part Number	Terminals / Width (inches)	Description	Fig.
HE-87127B	5/.250	5 terminal connector	A
HE-87122B	5/.250	5 terminal, bracket mount connector	B
HE-87129B	2/.250, 2/.375	4 terminal, 70 amp connector	C
HE-87272	.250	16-14ga. terminal (100/pack)	D
HE-87269	.375	12-10ga. terminal (50/pack)	E

Packard



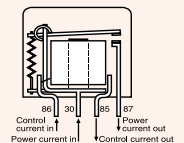
Part Number	Terminals / Width (inches)	Description	Fig.
12033871	5/.250	5 terminal connector	A
12015869	.250	18-16ga. terminal	B
12015870	.250	16-14ga. terminal	C
12084590	.250	12-10ga. terminal	D
12033872	N/A	TPA secondary lock	-

For the terminals on this page, use tool part #12094430 for proper removal & crimper part # OBT-1028CT to assure a satisfactory crimp. Details for both tools are located on page 69.

What is a relay?


Relays are used to control electrical loads & are elementary components of modern vehicle control units. A relay is a remote-controlled switch operated by electrical current for switching circuits on, off or over.

One of the basic rules of electricity states that the electrical resistance of a lead depends on its length & cross-sectional area. The longer & thinner it is, the greater the resistance, meaning less voltage at the far end of the lead where the power user is. If the power user is a bulb, a little less voltage will mean a lot less light.



Relay Pigtails

Bosch



Part Number	Terminals / Width (inches)	Wire Leads	Fig.
PT-BOS	5/.250	5/16ga.	A
PT-BOS-12	5/.250	3/12ga. 2/16ga.	A
PT-BOS-12BK	5/.250	3/12ga. 2/16ga.	B
Components			
334 485 007	Connector for PT-BOS & PT-BOS-12		
334 485 008	Connector for PT-BOS-12BK		
42238-2	18-14ga. terminals		

Hella



Part Number	Terminals / Width (inches)	Wire Leads
PT-HHAC	2/.250, 2/.375	2/14ga., 2/10ga.
Components		
HE-87129B	Connector	
HE-87272	16-14ga. terminals, .250" tab (100/pk)	
HE-87269	12-10ga. terminals, .375" tab (50/pk)	

Mini - Giant Power Relay



Part Number	Terminals	Wire Leads
TP-49129-A	2	2/14ga.
Components		
2973781	Connector	
12124512	16-14ga. Terminals	

Skirted Relay (Weatherproof) - .250" Terminals



Part Number	Terminals / Width (inches)	Wire Leads
TS-BOS-WP	5/.250	2/14ga. 3/16ga.
TS-BOS-WP-14-12	5/.250	2/12ga. 3/14ga.
Components		
12065685	Connector	
12033997	12-10ga. terminals	
12066614	16-14ga. terminals	

Skirted Relay (Weatherproof) - 2.8mm Terminals



Part Number	Terminals / Width (mm)	Wire Leads
TS-BOS-WP-280	5/2.8	2/14ga. 3/16ga.
Components		
12110539	Connector	
12129493	14-12ga. terminals	
12077411	18-16ga. terminals	
12110540	TPA Secondary lock	

Forward & Reverse Relay Module



- Fully sealed to be corrosion & moisture resistant
- Carries a heavy load current
- Temp rating: -40° to 185°F

Part Number	Amps: Continuous	Amps: Intermittent	Amps: Inrush	Volts	Dimensions (L x W x H)
CH-24452	50	70	150	12VDC	2.91 x 3.51 x 1.86

Relay Tools

Puller Pliers

- Offset handle & thin tips allow access in confined areas
- Angled tips to fit slots or edge of relay cover w/ less chance of damage



Part Number	Description
LI-46950	Works w/ domestic & import vehicles

Test Lead Kit

- Contains two terminal to banana tip wires, two pin tip to banana plug adapters & one terminal to banana tip wire w/ jumper wire



Part Number	Description
LI-69200	5 piece kit

Test Jump Kit



- Contains four jumpers to fit the most popular size relays on domestic & import vehicles
- Jumpers have tabs for clamping & flat pads to place test leads on
- No need to pierce wires or connect multiple jumper wires
- Comes in a blow-molded case for storage

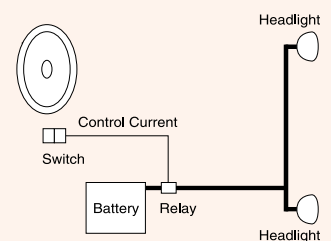
Part Number	Description
LI-56810	4 piece kit

The LI-56810 Test Jump Kit works with relays on pages 162-164.

Why use a relay?

Leads are resistances. Resistances cause voltage drop, which means that consumer performance is reduced.

The best solution, use a relay. In this example, the power current is routed over the shortest distance between battery & head lamp via the relay. A control current lead of only 0.75sq. mm (current consumption for this lead, less than 150mA) is required between dashboard switch & relay. Result, practically the whole power current reaches the consumer.



Flashers


Electro-Mechanical Flashers

Heavy Duty



Part Number	Volts	Lamp Load	Terminals	Description	Fig.
EL-12	12	1 - 12	2	Compact size for cars & light trucks	A
EL-13	12	1 - 12	3	For heavy duty trucks & trailers	B

Extra Heavy Duty




Part Number	Volts	Lamp Load	Terminals	Description	Fig.
EL-13HD	12	1 - 20	3	For high lamp count trucks & trailers	A
EL-12HD	12	1 - 20	2	For high lamp count trucks & trailers	B

Alternating



Part Number	Volts	Lamp Load	Terminals	Description
EL-13A	12	2 - 14	3	For emergency, medical & buses

24 Volt



Part Number	Volts	Lamp Load	Terminals	Description	Fig.
EG-22	24	1 - 12	2	For 24 volt electrical systems	A
EG-23	24	1 - 12	3	For 24 volt electrical systems	B

Pigtails for our electro-mechanical flashers are located on pg. 210.

Solid State Flashers



Part Number	Volts	Lamp Load	Terminals	Description	Fig.
TL-275	12	1 - 20	3	Heavy duty, 40 amp max load	A
HS-43034	12	1 - 10	4	Alternating, 20 amp max load per side	B

Our solid state flashers are the perfect choice for high use applications, such as road maintenance, refuse & postal vehicles.

Thermal Flashers




Part Number	Volts	Lamp Load	Terminals	Description	Fig.
552	12	1 - 6	2	For passenger cars	A
575	12	1 - 8	2	Fleet duty, variable load. Boat, auto, truck, off-road & tractor	B
535	6	1 - 6	3	For old model tractors & trailers	C
550	12	1 - 6	3	For light & heavy duty trucks	D

Can't find the flasher to fit your exact requirements? Give us a call & let us find the right part for your application. From foreign cars to high amp wig-wag emergency flashers, we are your one stop source.

Specialty Flashers


Heavy Duty



Part Number	Volts	Lamp Load	Terminals	Description	Fig.
852-5X	12	1 - 10	2	For trucks & foreign cars	A
850-5X	12	1 - 10	3	10x service life of other thermal flashers	B

Warning

- Indicates bulb outage by flashing twice the normal speed



Part Number	Volts	Lamp Load	Terminals
EP-36	12	1 - 6	3

Heavy Duty - Loud

- Gives extra loud pulsating sound to avoid leaving flashers on & falsely signalling a turn



Part Number	Volts	Lamp Load	Terminals
LF-12	12	1 - 6	2

Headlight



- Solid state design
- Seven selectable patterns
- Heavy duty, isolation & DRL compatible
- For most domestic car models w/ positive side switched headlights
- 18" wire leads

Part Number	Volts	Terminals
SF-ETHFSS-SP	8-30VDC @ 10 amps/output	3

RELAYS & FLASHERS

Solid State LED Flashers

Passenger & Heavy Duty Vehicle w/ Ground Wire

- For LED lamp systems w/ low resistance



Part Number	Volts	Lamp Load	Terminals
HS-43026	12	10 amp max	2

Electronic LED Flashers

Variable Load

- 60-120 flashes per minute
- Heavy duty contacts w/ external ground wire



Part Number	Volts	Lamp Load	Terminals
ER-LED-3T	12	20 amp max	3
ER-LED-2T	12	20 amp max	2

Five Pin

- Direct replacement for OE flasher
- Doesn't require a separate ground wire; uses factory wiring



Part Number	Volts	Lamp Load	Terminals
ER-LED-5T	12	20 amp max	5

Flasher Accessories

Mounting Pigtail

- For 3 terminal flashers
- 3/14ga., 8" wire leads



Part Number	Description
CH-3032	3/.250
<small>Components</small>	
CH-3028-1	Receptacle
CH-3028-2	.250 x .032 contacts (3 required)

NEW PRODUCTS COMING SOON!

NEW & EXCITING PRODUCTS ARE COMING IN FASTER THAN WE CAN PUT THEM IN THE CATALOG. TO FIND OUT ALL ABOUT THEM:

1. ASK YOUR LOCAL SALES REP
2. CHECK OUT OUR YOUTUBE CHANNEL: [TERMINALSUPPLYCO](#)
3. GO TO WWW.GO2TSC.COM

WHETHER YOU SEE IT IN OUR CATALOG OR NOT, WE'LL BE ABLE TO FIND SOMETHING TO FIT YOUR EXACT NEEDS!


WE'VE GOT IT. WE'LL BUILD IT. WE'LL SOLVE IT.


Contents

	Toggle Switches & Accessories	172
	Medium Duty	172
	Heavy Duty	173
	Extra Heavy Duty	174
	Weather Resistant	175
	1-1/2, 3/4, 1/3 HP	175
	Environmentally Sealed Micro Switches	176
	Sub Miniature	176
	Reversing (Polarity)	177
	Illuminated	177
	Accessories	177


	Rocker Switches & Accessories	178
	Round	178
	Weather Resistant	179
	Moisture Resistant	181
	Standard - Narrow & Wide Bezel	181
	Narrow Body	181
	Illuminated	182
	Rocker Switch Brackets	182

	Momentary Push Button Switches	183
	Light Duty	183
	Medium Duty	183
	Heavy Duty	184
	Marine Grade	184
	Engine Start	185
	Door	185

	Push - Pull Switches	185
	Light Duty	185
	Heavy Duty	186
	Marine Grade	186

	Foot Operated Switches	187
	Headlight Dimmer	187
	Starter	187

	Stoplamp Switches	187
--	--------------------------	------------

	Ignition Switches	188
--	--------------------------	------------

	Rotary Switches	189
---	------------------------	------------

	Battery Control Products	189
	Master Battery Disconnect Switches	189
	Dual Battery Selector	191

	Miscellaneous Switches	192
--	-------------------------------	------------

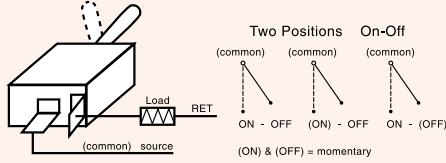
REFERENCE	
Toggle Switches: How They Work	172

Toggle Switches & Accessories

Toggle Switches: How They Work

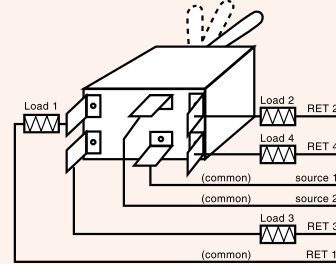
Single Pole / Single Throw (SPST)

A two terminal switch that opens or closes one circuit.



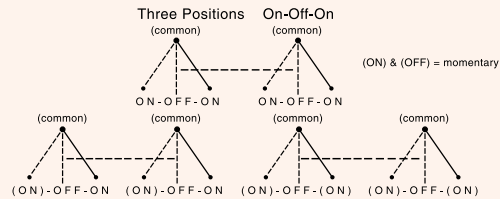
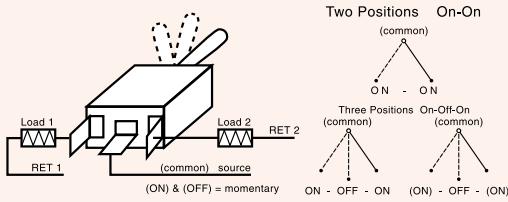
Double Pole / Double Throw (DPDT)

A six terminal switch that controls two double wire circuits permitting only one circuit to be energized at a time, or four single wire circuits permitting only two circuits to be energized at a time.



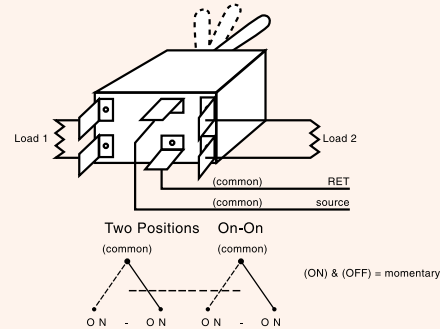
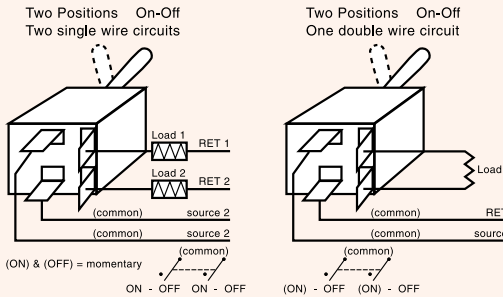
Single Pole / Double Throw (SPDT)

A three terminal switch that controls two single wire circuits. Only permits one circuit to be energized at a time.



Double Pole / Single Throw (DPST)

A four terminal switch that controls one double wire circuit or two single wire circuits.



Medium Duty

Single Pole

- Mounting stem: 15/32" - 32 thread, 15/32" long, w/ keyway in down position
- Fits panels: up to 1/4" thick



Part Number	Circuit	Function	Terminal Style	Description	Rated
CH-5558	SPST	ON-OFF	2 - Screw	Nickel plated standard handle	10A @ 12VDC
CH-M-484	SPST	ON-OFF	2 - Screw	Chrome plated standard handle	
CH-55013	SPST	ON-OFF	2 - Blade	Nickel plated standard handle	
CH-5568	SPST	ON-OFF	2 - 6" Leads	Nickel plated ball handle	
CH-5570	SPST	ON-OFF	2 - 6" Leads	Nickel plated standard handle	
CH-M-584	SPST	ON-OFF	2 - 6" Leads	Chrome plated standard handle	

(ON) or (OFF) in the function indicates momentary

Medium Duty, cont'd

Double Pole



- Mounting stem: 15/32" - 32 thread, 15/32" long, w/ keyway in down position
- Nickel plated brass stem, handles & mounting hardware
- Silver contacts for dependable operation
- Fits panels: up to 1/4" thick

Part Number	Circuit	Function	Terminal Style	Description	Rated
CH-5588	DPST	ON-OFF	4 - Screw	Standard handle	
CH-55017	DPST	ON-OFF	4 - Blade	Standard handle	
CH-5590	DPDT	ON-ON	6 - Screw	Standard handle	
CH-5592	DPDT	ON-OFF-ON	6 - Screw	Standard handle	
CH-55054	DPDT	(ON)-OFF-(ON)	6 - Screw	Standard handle	
CH-55054-04	DPDT	(ON)-OFF-(ON)	6 - Screw	Long handle	25A @ 12VDC
CH-55018	DPDT	ON-ON	6 - Blade	Standard handle	
CH-55019	DPDT	ON-OFF-ON	6 - Blade	Standard handle	
CH-55057	DPDT	ON-OFF-ON	6 - Blade	Long handle	
CH-55065-03	DPDT	(ON)-OFF-(ON)	6 - Blade	Standard handle	
CH-55065-02	DPDT	(ON)-OFF-(ON)	6 - Blade	Long handle	

Heavy Duty

Zinc Diecast Housing



- Mounting: 1/2" (12.7mm) mounting hole

Part Number	Circuit	Function	Terminal Style	Description	Rated
2102	SPST	ON-OFF	2 - Screw	Standard bat handle	20A @ 12VDC
2150	SPST	ON-OFF	2 - Screw	Standard flat handle	
2153	SPST	ON-OFF	2 - Blade	Standard flat handle	
2154	SPST	ON-OFF	2 - Screw	Long handle	50A @ 6-24VDC
2155	SPDT	ON-ON	3 - Screw	Standard flat handle	
2159	SPDT	ON-OFF-ON	3 - Screw	Standard flat handle	

Metal Housing w/ Faceplate



- Mounting: .48" (12.2mm) mounting hole
- Fits panel: up to .12" thick

Part Number	Circuit	Function	Terminal Style	Description	Rated
2143	SPST	OFF-ON	2 - Screw	Chrome handle	
2128	SPDT	ON-ON	3 - Screw	Chrome handle	50A @ 12VDC
2116	SPDT	ON-OFF-ON	3 - Screw	Chrome handle	

(ON) or (OFF) in the function indicates momentary - *Minimums may apply

Heavy Duty, cont'd

Single Pole

- Mounting stem: 15/32" - 32 thread, 15/32" long, w/ keyway, located in down position
- Standard handle: 11/16", long handle: 1-1/2"
- Most fit panels up to 1/4" thick



Part Number	Circuit	Function	Terminal Style	Description	Rated
CH-5582	SPST	ON-OFF	2 - Screw	Standard handle	
CH-5520	SPST	ON-OFF	2 - Screw	Standard handle, o-ring in stem	
CH-55055-01	SPST	ON-OFF	2 - Screw	Long handle	
CH-55023	SPST	ON-OFF	2 - Screw	Standard handle, screw & blade	
CH-55020	SPST	OFF-(ON)	2 - Screw	Standard handle	
CH-55020-04	SPST	OFF-(ON)	2 - 8" Leads	PVC coated, standard handle, o-ring in stem	
CH-55014	SPST	ON-OFF	2 - Blade	Standard handle	
CH-55014-05	SPST	ON-OFF	2 - Blade	Standard handle, o-ring in stem	
CH-55055	SPST	ON-OFF	2 - Blade	Long handle	
CH-55037	SPST	OFF-(ON)	2 - Blade	Standard handle	
CH-55049-01	SPST	ON-(OFF)	2 - Blade	Standard handle	
CH-5582-10	SPST	ON-OFF	2 - 8" Leads	PVC coated, standard handle, o-ring in stem, fits panels up to 3/16" panel thick	25A @ 12VDC 15A @ 24VDC
CH-5584	SPDT	ON-ON	3 - Screw	Standard handle	
CH-55015	SPDT	ON-ON	3 - Blade	Standard handle	
CH-5586	SPDT	ON-OFF-ON	3 - Screw	Standard handle	
CH-55016	SPDT	ON-OFF-ON	3 - Blade	Standard handle	
CH-55036	SPDT	ON-OFF-ON	3 - 9.5" Leads	PVC coated, standard handle	
CH-55088	SPDT	ON-OFF-(ON)	3 - Screw	Standard handle	
CH-55021	SPDT	(ON)-OFF-(ON)	3 - Screw	Standard handle	
CH-55033-01	SPDT	(ON)-OFF-(ON)	3 - Blade	Standard handle	
CH-55021-08	SPDT	(ON)-OFF-(ON)	3 - Screw	Long handle	
CH-55033-02	SPDT	(ON)-OFF-(ON)	3 - Blade	Long handle	
CH-55021-07	SPDT	(ON)-OFF-(ON)	3 - 8" Leads	PVC coated, standard handle, o-ring in stem	
CH-55021-04	SPDT	(ON)-OFF-(ON)	3 - Screw	Standard handle, o-ring in stem	

Extra Heavy Duty

Diecast Housing



- Mounting stem: 15/32" - 32 thread, .240" long, w/ keyway
- Bracket mount: .170" dia. holes on 1.72" centers
- Fits panels: up to 3/16" thick

Part Number	Circuit	Function	Terminal Style	Description	Rated
CH-551840	SPST	ON-OFF	2 - Screw	Standard handle	
CH-551844	SPDT	(ON)-OFF-(ON)	3 - Screw	Standard handle	30A @ 6-12VDC 15A @ 24-36VDC
CH-551846	DPDT	ON-OFF-ON	6 - Screw	Standard handle	
CH-551800	SPST	ON-OFF	2 - Screw	Standard handle	20A @ 6-12VDC

(ON) or (OFF) in the function indicates momentary

Weather Resistant

- Mounting stem: 15/32" - 32 thread, w/ keyway located in down position
- Fits panels: up to 1/8" thick
- Handle : transparent Lexan w/ o-ring in bushing (lighted); black nylon (standard)



Part Number	Circuit	Function	Terminal Style	Description	Volts
CH-54100	SPST	ON-OFF	2 - Screw	Standard	24A @ 12VDC
CH-54104	SPDT	(ON)-OFF-(ON)	3 - Screw	Standard	
CH-54109	SPST	ON(red) - OFF(white)	4 - Screw	Lighted	
CH-54100-01	SPST	ON-OFF	2 - Blade	Standard	
CH-54107-01	DPDT	ON-OFF-ON	6 - Blade	Standard	
CH-54109-01	SPST	ON(red) - OFF(white)	4 - Blade	Lighted	

Switches w/ lighted handles can be wired for dependent (illuminated when switch is actuated) or independent (not controlled by operation of the switch) operation.

1-1/2, 3/4, 1/3 HP

- Mounting stem: 15/32" - 32 thread
- Fits panels: up to 7/16" thick
- UL + recognized; CSA listed
- Included: hardware; ON/OFF switch plate for single throw switches marked with a *
- Recommended mounting hole: 1/2" dia.



Part Number	Circuit	Function	Terminal Style	Rated
1188/20	DPST	ON-OFF	4 - Screw	1-1/2 HP 21A @ 14VAC 20A @ 125VAC
1194/20	DPDT	ON-ON	6 - Screw	
1194-Q/20	DPDT	ON-ON	6 - Blade	
1189/20	DPDT	ON-OFF-ON	6 - Screw	
1189-Q/20	DPDT	ON-OFF-ON	6 - Blade	
1244/20	DPDT	(ON)-OFF-ON	6 - Screw	
1193/20	DPDT	(ON)-OFF-(ON)	6 - Screw	
1185/20*	SPST	ON-OFF	2 - Screw	
1185-Q/20*	SPST	ON-OFF	2 - Blade	
1196-Q/20	SPST	(ON)-OFF	2 - Blade	
1186/20	SPDT	ON-ON	3 - Screw	
1187/20	SPDT	ON-OFF-ON	3 - Screw	
1187-Q/20	SPDT	ON-OFF-ON	3 - Blade	
1195/20	SPDT	(ON)-OFF-(ON)	3 - Screw	1/3 HP 10A @ 125VAC
1154-B/10*	SPST	ON-OFF	2 - 6" leads	

(ON) or (OFF) in the function indicates momentary - *Minimums may apply

Environmentally Sealed Micro Switches

Standard

- Meets IP67 & IP68; Nema 3, 3R, 4, 13
- UL File #: E12252; CSA File#: LR4442
- Fits panels: up 3/16" thick
- Mounting stem: 15/32" - 32 thread
- Temp range: -4° to 160°F



Part Number	Circuit	Function	Terminal Style	UL Rating Code
1NT1-2	SPST	OFF-ON	2 - Screw	L191
1NT1-3	SPDT	ON-ON	3 - Screw	L192
1NT1-4	SPST	(OFF)-ON	2 - Screw	L192
1NT1-6	SPST	(ON)-OFF	2 - Screw	L192
1NT1-8	SPDT	(ON)-ON	3-Screw	L192
1NT91-2	SPST	OFF-ON	2 - Blade	L191
2NT1-2	DPST	OFF-ON	4 - Screw	L191
2NT1-3	DPDT	ON-ON	6 - Screw	L191
2NT1-8	DPDT	(ON)-ON	6 - Screw	L192
2NT91-2	DPST	OFF-ON	4 - Blade	L191
2NT91-3	DPDT	ON-ON	6 - Blade	L191
1NT1-1	SPDT	ON-OFF-ON	3 - Screw	L191
1NT1-5	SPDT	(ON)-OFF-ON	3 - Screw	L191
1NT1-7	SPDT	(ON)-OFF-(ON)	3 - Screw	L192
1NT91-1	SPDT	ON-OFF-ON	3 - Blade	L191
1NT91-5	SPDT	(ON)-OFF-ON	3 - Blade	L192
1NT91-7	SPDT	(ON)-OFF-(ON)	3 - Blade	L192
2NT1-1	DPDT	ON-OFF-ON	6 - Screw	L191
2NT1-5	DPDT	(ON)-OFF-ON	6 - Screw	L192
2NT1-7	DPDT	(ON)-OFF-(ON)	6 - Screw	L192
2NT1-70	DPDT	(ON)-ON-(ON)	6 - Screw	L192
2NT91-1	DPST	ON-OFF-ON	6 - Blade	L191

Part Number	Circuit	Function	Terminal Style	UL Rating Code
2NT91-5	DPDT	(ON)-OFF-ON	6 - Blade	L192
2NT91-7	DPDT	(ON)-OFF-(ON)	6 - Blade	L192
4NT1-1	4PDT	ON-OFF-ON	12 - Screw	L191
4NT1-7	4PDT	(ON)-OFF-(ON)	12 - Screw	L192

Military Spec

- Qualified to MIL-S-3950
- Fits panels: up 3/16" thick
- Mounting stem: 15/32" - 32 thread
- Temp range: -85° to 160°F

Part Number	Circuit	Function	Terminal Style	UL Rating Code	Military Number
1TL1-2	SPST	OFF-ON	2 - Screw	L191	MS24523-22
1TL1-6	SPDT	(ON)-OFF	2 - Screw	L192	MS24523-30
1TL1-3	SPDT	ON-ON	3 - Screw	L191	MS24523-23
2TL1-3	DPDT	ON-ON	6 - Screw	L191	MS24524-23
2TL1-6	DPST	(ON)-OFF	4 - Screw	L192	MS24524-30
1TL1-7	SPDT	(ON)-OFF-(ON)	3 - Screw	L192	MS24523-27
2TL1-1	DPDT	ON-OFF-ON	6 - Screw	L191	MS24524-21

Rating Codes

L191: 15 amps, 125/250/277 VAC; 1/2 Hp, 125 VAC; 1 Hp, 250/277 VAC; 5 amps, 125 VAC "L"
L192: 10 amps, 125/250/277 VAC; 1/4 Hp, 125 VAC; 1/2 Hp, 250/277 VAC; 3 amps, 125 VAC "L"

Sub Miniature

- Mounting hole: .250"



Part Number	Circuit	Function	Terminal Style	Description	Rated
35-003	SPDT	ON-(ON)	3 - Solder Terminal	Mini bat handle	5A @ 125VAC / 12-28VDC
35-004	SPDT	ON-ON	3 - Solder Terminal	Mini bat handle	
35-005	SPDT	ON-OFF-ON	3 - Solder Terminal	Mini bat handle	
35-006	SPST	ON-OFF	2 - Solder Terminal	Plasticized handle	
35-007	SPDT	ON-OFF-(ON)	3 - Solder Terminal	Mini bat handle	
35-008	SPDT	(ON)-OFF-(ON)	3 - Solder Terminal	Mini bat handle	

(ON) or (OFF) in the function indicates momentary

Reversing (Polarity)

- Mounting stem: 15/32" - 32 thread, 15/32" long w/ keyway
- Fits panels: up to 1/4" thick
- For changing direction of permanent magnet electric motors



Part Number	Circuit	Function	Terminal Style	Description	Rated
CH-55046	DPDT	(ON)-OFF-(ON)	4 - Blade	Std handle	25A @ 12VDC
CH-55046-04	DPDT	(ON)-OFF-(ON)	4 - Blade	Long handle	
CH-55018-01	DPDT	ON-ON	4 - Blade	Std handle	15A @ 24VDC

Illuminated

- Mounting: 1/2" mounting hole



Part Number	Circuit	Function	Terminal Style	Description	Rated	Fig.
LST-RED	SPST	ON-OFF	3 - .250" blade	Standard handle	16A @ 12VDC	A
LST-BLUE	SPST	ON-OFF	3 - .250" blade	Standard handle		A
LST-AMBER	SPST	ON-OFF	3 - .250" blade	Standard handle		A
LST-GREEN	SPST	ON-OFF	3 - .250" blade	Standard handle		A
LLT-RED	SPST	ON-OFF	3 - .250" blade	Long handle		B
LLT-BLUE	SPST	ON-OFF	3 - .250" blade	Long handle		B
LLT-AMBER	SPST	ON-OFF	3 - .250" blade	Long handle		B
LLT-GREEN	SPST	ON-OFF	3 - .250" blade	Long handle		B

Accessories

Toggle 1/2 Boot Seal

- 15/32" - 32 thread
- Accommodates all handle lengths



Part Number	Description
CH-81255	Rubber w/ nickel plated nut

Handle Extensions


- Snaps over standard or ball handled toggle switches
- Extends handle to 1-7/8" long



Part Number	Color
CH-81271	Red

All Steel Construction Toggle Switch Protector

- 15/32" - 32 thread



Part Number
TS-CV-R
TS-CV-L

Economy Toggle Switch Protector

- Accepts 15/32" - 32 thread switches



Part Number
CH-82468

(ON) or (OFF) in the function indicates momentary

Accessories, cont'd

Toggle Switch Panel

- For use w/ 1/2" switches

Part Number	Number of Holes
147721	1



Nickel-Plated Steel Faceplate

- 1" high x 5/8" wide
- "ON" & "OFF" stamped into metal
- Fits 15/32" dia. stems & keyway

Part Number
CH-8250



Toggle Switch Guard

- Accepts 15/32" - 32 thread switches
- Two .140" mounting holes, 1.87" on centers

Part Number	Description
CH-82465	Stamped ON / OFF



Toggle Full Boot Seal

- 15/32" - 32 thread
- Rubber w/ nickel plated brass nut
- Fits handle up to 11/16" long
- Other colors available

Part Number	Color
CH-81264	Gray
CH-81264-01	Black
CH-81264-05	Red



Recessed Faceplate / Switch Guard

- 3-3/16" outer dia. fits a 2" dia. hole
- Three 7/32" mounting holes
- Fits 15/32" stems & keyway

Part Number
CH-5543-15



Rocker Switches & Accessories

Round

Round Bezel



- Mounts in opening: .795" dia.
- Fits panels: up to 1/2" thick
- Snap-in mounting
- .187" blade terminals



Part Number	Circuit	Function	Terminal Style	Description	Rated	Fig.
TSRR-LED-RED	SPST	ON-OFF	3-Blade	Red diode, blk actuator	10A @ 12VDC	A
TSRR-LED-AMB	SPST	ON-OFF	3-Blade	Amber diode, blk actuator	10A @ 12VDC	A
TSRR-LED-BLU	SPST	ON-OFF	3-Blade	Blue diode, blk actuator	10A @ 12VDC	A
TSRR-LED-GRN	SPST	ON-OFF	3-Blade	Green diode, blk actuator	10A @ 12VDC	A
TSRR-RED	SPST	ON-OFF	3-Blade	Red lens	20A @ 12VDC	B
TSRR-AMB	SPST	ON-OFF	3-Blade	Amber lens	20A @ 12VDC	B
TSRR-BLU	SPST	ON-OFF	3-Blade	Blue lens	20A @ 12VDC	B
TSRR-GRN	SPST	ON-OFF	3-Blade	Green lens	20A @ 12VDC	B
TSRR-85	SPST	ON-OFF	2-Blade	Black actuator	10A @ 125/12VDC	C
TSRR-85-WHT	SPST	ON-OFF	2-Blade	White actuator	10A @ 125/12VDC	D
TSRR-96	SPST	(ON)-OFF	2-Blade	Black actuator	10A @ 125/12VDC	C
TSRR-89	DPDT	ON-OFF-ON	6-Blade	Black actuator	10A @ 125/12VDC	C
TSRR-93	DPDT	(ON)-OFF-(ON)	6-Blade	Black actuator	10A @ 125/12VDC	C

(ON) or (OFF) in the function indicates momentary

Dependent pilot light: illuminated when switch is actuated, Independent pilot light: not controlled by operation of switch

Round, cont'd

Square Bezel



- Mounts in 3/4" opening
- 3/16" blade terminals
- Threaded rear w/ hex nut for mounting

Part Number	Circuit	Function	Terminal Style	Description	Rated
HE-80595	SPST	ON-OFF	3-Blade	Amber lens	10A @ 12VDC
HE-80596	SPST	ON-OFF	3-Blade	Blue lens	10A @ 12VDC
HE-80597	SPST	ON-OFF	3-Blade	Green lens	10A @ 12VDC
HE-80598	SPST	ON-OFF	3-Blade	Red lens	10A @ 12VDC

Weather Resistant

Marine Grade



- Mounts in opening: .83" x 1.45"
- Fits panels: .060" to .250" thick
- Supplied w/ neoprene mounting gasket/panel seal, silver contacts
- Certified to IP66 & IP68 for protection against dust, prolonged spray & submersion under pressure

Part Number	Circuit	Function	Terminal Style	Rated
CH-M-58031-01	SPST	OFF-ON	2 - Blade	20A @ 12VDC
CH-M-58031-07	SPST	OFF-(ON)	2 - Blade	
CH-M-58031-02	SPDT	ON-OFF-ON	3 - Blade	
CH-M-58031-04	DPST	OFF-ON	4 - Blade	

Illuminated Build Your Own Switch Kits



- Mounts in opening: .83" x 1.45"
- Fits panels: .093" to .187" thick
- Comes w/ one switch & a set of snap-in pilot light lenses (amber, clear, green, red)
- Snap-in mounting

Part Number	Circuit	Function	Terminal Style	Lenses	Pilot Lights	Rated
CH-58328-100BP	SPST	OFF-ON	3 - Blade	1 set of 4 lenses	1 Dependent	25A @ 12VDC
CH-58328-101BP	SPST	OFF-ON	4 - Blade	1 set of 4 lenses	1 Independent	

(ON) or (OFF) in the function indicates momentary
 Dependent pilot light: illuminated when switch is actuated, Independent pilot light: not controlled by operation of switch

Weather Resistant, cont'd

Illuminated

A



- Mounts in opening: .83" x 1.45"
- Fits panels: .093" to .187" thick
- Snap-in mounting

B



Part Number	Circuit	Function	Terminal Style	Lenses	Pilot Lights	Rated	Fig.
CH-58328-13	SPST	OFF-ON	3 - Blade	Amber	1 Dependent	25A @ 12VDC	A
CH-58328-12	SPST	OFF-ON	3 - Blade	Clear			A
CH-58328-11	SPST	OFF-ON	3 - Blade	Green			A
CH-58328-04	SPST	OFF-ON	3 - Blade	Red	A		
CH-58312-A4	SPST	ON-OFF	3 - Blade	Amber - wide lens	1 Dependent (LED)		B
CH-58312-R4	SPST	ON-OFF	3 - Blade	Red - wide lens	B		
CH-58328-01	SPST	OFF-ON	4 - Blade	Red	1 Independent		A

Standard



- Mounts in opening: .83" x 1.45"
- Fits panels: .093" to .187" thick
- Snap-in mounting

Part Number	Circuit	Function	Terminal Style	Description	Rated
CH-56027-01	SPST	ON-OFF	2 - Screw	Black actuator	25A @ 12VDC
CH-58027-01	SPST	ON-OFF	2 - Blade	Black actuator	
CH-58027-02	SPST	OFF-(ON)	2 - Blade	Black actuator	
CH-56327-01	SPST	OFF-ON	3 - Screw	1 dep. red pilot light	
CH-58327-01	SPST	OFF-ON	3 - Blade	1 dep. red pilot light	
CH-58027-03	SPDT	ON-OFF-ON	3 - Blade	Black actuator	
CH-58027-04	SPDT	(ON)-OFF-(ON)	3 - Blade	Black actuator	
CH-58327-06	SPDT	ON-OFF-ON	4 - Blade	2 dep. red pilot lights	
CH-58027-06	DPST	OFF-ON	4 - Blade	Black actuator	
CH-58027-07	DPDT	ON-OFF-ON	6 - Blade	Black actuator	
CH-58027-11	DPDT	(ON)-OFF-(ON)	6 - Blade	Black actuator	
CH-58027-08	DPDT	ON-ON	6 - Blade	Black actuator	

(ON) or (OFF) in the function indicates momentary

Dependent pilot light: illuminated when switch is actuated, Independent pilot light: not controlled by operation of switch

Moisture Resistant



- Mounts in opening: .83" x 1.45"
- Fits panels: .060" to .250" thick
- Snap-in mounting

Part Number	Circuit	Function	Terminal Style	Description	Rated
CH-57000-23	SPST	ON-OFF	2 - Blade	White actuator	25A @ 12VDC
CH-57300-22	SPST	ON-OFF	3 - Blade	1 dep. red pilot light	
CH-57004-10	SPDT	(ON)-OFF-(ON)	3 - Blade	White actuator	
CH-57006-07	DPDT	ON-OFF-ON	6 - Blade	White actuator	

Standard - Narrow Bezel

- Mounts in opening: .83" x .1.45"
- Fits panels: .040" to .100" thick
- Rated: 25 amp; 12VDC
- Snap-in mounting



Part Number	Circuit	Function	Terminal Style	Actuator/ Bezel Color	Description	Rated
CH-56300-01	SPST	ON-OFF	3 - Screw	White/Nickel	Dependent red pilot light	25A @ 12VDC
CH-57000-10	SPST	ON-OFF	2 - Blade	Black/Black	Imprinted ON-OFF	
CH-57300-01	SPST	ON-OFF	3 - Blade	White/Nickel	Dependent red pilot light	
CH-57300-03	SPST	ON-OFF	3 - Blade	Black/Nickel	Dependent red pilot light	
CH-57300-11	SPST	ON-OFF	4 - Blade	White/Black	Dep. red pilot lt, imprinted ON-OFF	

Narrow Body



- Mounts in opening: .550" x .1.125"
- Fits panels: .025" to .200" thick
- Snap-in mounting

Part Number	Circuit	Function	Terminal Style	Description	Rated	Fig.
CH-54012	SPST	OFF-ON	3 - Blade	Red actuator, lit when ON	10A @ 12VDC	A
CH-54003	SPST	ON-OFF	3 - Blade	Red actuator, lit when ON		B

(ON) or (OFF) in the function indicates momentary

Illuminated

Mini



- Mounting: 1/2" x 3/4" mounting hole

Part Number	Circuit	Function	Terminal Style	Rated
MLR-RED	SPST	ON-OFF	3 - .187" blade	10A @ 12VDC
MLR-BLUE	SPST	ON-OFF	3 - .187" blade	
MLR-AMBER	SPST	ON-OFF	3 - .187" blade	
MLR-GREEN	SPST	ON-OFF	3 - .187" blade	


Standard



- Mounting: 1/2" x 1" mounting hole

Part Number	Circuit	Function	Terminal Style	Rated
LR-RED	SPST	ON-OFF	3 - .250" blade	20A @ 12VDC
LR-BLUE	SPST	ON-OFF	3 - .250" blade	
LR-AMBER	SPST	ON-OFF	3 - .250" blade	
LR-GREEN	SPST	ON-OFF	3 - .250" blade	
LR-BLK	SPST	ON-OFF	3 - .250" blade	
LR-PANEL	Snap in clips allow panels to be easily joined together			

Rocker Switch Brackets



Part Number	Description	Fig.
CH-82159-1	End section: use 2 switches & 2 end sections	A
CH-82159-2	Center section: add center sections for 3 or more switches	B
CH-82159-3	Bracket for individual switches	C
CH-98628	Bracket hole plug: to block any unused sections	D
CH-87167-01-BP	Mounting bracket: mounts under/on top of panel, holds 2-6 switches	E

Below is an example of a finished switch panel using the pieces above. To create a set up like this you would need:

- (1) CH-87167-01-BP mounting bracket
- (2) CH-82159-0 end sections
- (3) CH-82159-2 center sections
- (5) Rocker switches of your choice in any of the CH-56000, CH-57000, CH-58000, CH-M-56000 series, located on pages 179-181.



(ON) or (OFF) in the function indicates momentary

Momentary Push Button Switches

Light Duty



- Mounting stem: 1/2" - 20 thread, 5/8" long
- No knob, shaft has 3/32" hole for attachment of cable or lever

Part Number	Circuit	Function	Terminal Style	Rated
CH-9109	SPST	OFF-(ON)	2 - Screw w/ lock washers	10A @ 12VDC

Medium Duty

Chrome Plated



- Mounting stem: 5/8" - 32 thread, 7/8" long
- Fits panels: up to 1/2" thick

Part Number	Function	Terminal Style	Rated
CH-9115	ON-(OFF)	2 - Screw w/ lock washers	10A @ 12VDC
CH-9023	OFF-(ON)	2 - Screw w/ lock washers	10A @ 12VDC

PVC Coated



- Mounting stem: 5/8" - 32 thread, 5/8" long
- Fits panels: up to 5/8" thick
- Switch is OFF w/ button depressed, spring return to ON

Part Number	Function	Terminal Style	Rated
CH-90043-07	ON-(OFF)	2 - 7" 18ga. wire leads	10A @ 12VDC


Nylon Housing



- Mounting stem: 5/8" dia., 3/4" long
- Switch is ON w/ button depressed, spring return to OFF

Part Number	Function	Terminal Style	Rated
52-611	OFF-(ON)	2 - Screw	25A @ 6V - 15A @ 12V

Moisture Proof



- Mounting stem: 1/4" dia., .285" long
- Switch is normally ON, push to OFF
- Connector mates with Packard part #12015792

Part Number	Function	Terminal Style	Rated
21-541	ON-(OFF)	2 - 6" 16ga. wire leads w/ Packard connector 12010973	20A @ 12VDC

Heavy Duty



- Mounting stem: 5/8" - 32 thread, 21/32" long
- Fits panels: up to 1/2" thick
- Switch is ON w/ button depressed, spring return to OFF
- Rubber cap provides moisture & dirt protection

Part Number	Function	Terminal Style	Rated	Fig.
24-359	OFF-(ON)	2 - Screw	60A @ 12VDC 40A @ 24VDC	A
24-360	OFF-(ON)	2 - Screw		B
CH-9245	OFF-(ON)	2-Screw	35A @ 12VDC 20A @ 24VDC	B
CH-9095	OFF-(ON)	2 - Screw		C
CH-9276-09	OFF-(ON)	3 - Screw		D
CH-90030-12	OFF-(ON)	2 - 18ga., 8" wire leads		E
CH-83280-03	Replacement rubber cap for CH-90030-12 & CH-9276-09			

Marine Grade

Extra Heavy Duty



- Mounting stem: 5/8" - 32 thread, 1-3/8" long
- Fits panels: up to 1" thick
- Switch is ON w/ button depressed, spring return to OFF

Part Number	Circuit	Function	Terminal Style	Rated	Fig.
CH-M-626	SPST	OFF-(ON)	2 - Screw	35A @ 12VDC 20A @ 24VDC 10A @ 36VDC	A
CH-M-626-02	SPST	OFF-(ON)	2 - Screw		B
CH-83280-03	Replacement black screw on rubber cap for CH-M-626-02				
CH-83280-02	Replacement red screw on rubber cap for CH-M-626-02				

PVC Coated



- Mounting stem: 5/8" - 32 thread, 21/32" long
- Fits panels: up to 1/2" thick
- Switch is ON w/ button depressed, spring return to OFF
- Will handle 6-36VDC

Part Number	Circuit	Function	Terminal Style	Rated
CH-M-608	SPST	OFF-(ON)	2 - 12" 18ga. wire leads	10A @ 12VDC

(ON) or (OFF) in the function indicates momentary

Engine Start



- Mounting stem: 7/8" - 24 thread, 21/32" long
- Fits panels: up to .10" thick

Part Number	Function	Terminal Style	Rated
CH-90047	OFF-(ON)	2 - Screw	35A @ 12VDC - 20A @ 24VDC

Door



Part Number	Circuit	Function	Terminal Style	Rated	Mounting	Fig.
CH-9055	SPST	ON-(OFF)	2 - Screw	10A @ 12VDC	7/8"-24 thread 21/32" long stem	A
CH-9075	SPST	ON-(OFF)-ON	2 - Female Bullets	5A @ 12VDC	Snaps into .80 - .85" hole .03 - .07" thick panels	B
CH-9180	DPST	OFF-(ON)	4 - Screw	10A @ 12VDC	7/16"-20 thread 7/16" long stem	C
CH-91801	DPST	ON-(OFF)	4 - Blade	10A @ 12VDC	7/16"-20 thread 7/16" long stem	D
52-620	SPST	ON-(OFF)	Mates to pigtail	10A @ 14VDC	1/2"-20 thread Self tapping	E
52-622	Mating pigtail connector for switch #52-620, three 8", 18ga. wire leads					-

Push - Pull Switches

Light Duty



- Mounting stem: 3/8" - 20 thread, 1-1/4" long
- Fits panels: up to 3/4" thick

Part Number	Circuit	Function	Terminal Style	Rated
1811	SPST	OFF-ON	2 - Screw	25A @ 6VDC 15A @ 12VDC

Heavy Duty

Two Speed Axle Switch

- Mounting: On gear shift lever w/ clamp (not included)
- Zinc case w/ rubber boot
- Rated: 20A @ 12VDC



Part Number	Circuit	Function	Terminal Style
CH-50036	SPDT	ON-ON	3 - Bullet
CH-40102	Connector & cable assembly		

Illuminated Knob

- Mounting specs: 5/8" dia. hole
- Rated: 20A @ 12VDC



Part Number	Circuit	Function	Terminal Style
TL-102	SPST	ON-OFF	2 - 16" 18ga. wire leads
TL-07332	Replacement red knob		
53L	Replacement bulb		

Heater

- Mounting stem: 7/16"-18 thread, 5/16" long
- Rated: 5A @ 12VDC



Part Number	Circuit	Function	Terminal Style
CH-68028	SPST	OFF-HIGH-LOW	2 - Screw

Ignition & Starter



- Mounting stem: 3/8"-24 thread, fits panels up to 3/16" thick
- Rated: 10A @ 12VDC

Part Number	Function	Terminal Style
CH-9576	OFF-IGN/ACC-IGN/START	3 - Screw

Plastic Knob

- Mounting stem: 7/16", 5/8" long
- Rated: 25A @ 6VDC, will handle 6-12VDC



Part Number	Circuit	Function	Terminal Style
35-300	SPST	OFF-ON	2 - Screw

Die Cast

- Mounting stem: 15/32"-32 thread, 5/8" long
- Fits panels: up to 3/8" thick
- Rated: 75A @ 6VDC, will handle 6-28VDC



Part Number	Circuit	Function	Terminal Style
1820	SPST	OFF-ON	2 - Screw

Headlamp Switch

- Mounting stem: 3/8"-24 thread
- Rated: 10A @ 12VDC



Part Number	Circuit	Function	Terminal Style
CH-7112	SPST	OFF-PARK/TAILOFF-TAIL-HIGH/TAILOFF	5 - Screw

Marine Grade

Chromed Knob

- Mounting stem: 3/8" - 32 thread, 1-1/4" long
- Fits panels: up to 3/4" thick
- Rated: 6-36VDC; 10A @ 12VDC



Part Number	Circuit	Function	Terminal Style
CH-M-628	SPST	OFF-ON (normally off)	2 - Screw
CH-M-530	SPST	ON-OFF (normally on)	2 - Screw

Brass, PVC Coated Housing

- Mounting stem: 3/8" - 32 thread, 1-1/4" long
- Fits panels: up to 3/4" thick
- Rated: 6-36VDC; 10A @ 12VDC



Part Number	Circuit	Function	Terminal Style
CH-M-606	SPST	OFF-ON	2 - 12" 18ga. wire leads

Foot Operated Switches

Headlight Dimmer

On Floorboard Mounted



- Mounting: two 7/32" holes, 1-5/8 on center
- Depress-release for low beam, depress-release for high beam

Part Number	Circuit	Function	Terminal Style	Amps	Volts
52-252	SPDT	ON-ON	3 - Blade	15	12VDC

Starter



- Mounting: two 9/32" holes, 1-3/4" on center
- 5/16" - 24 studs, w/ hex nuts & lock washers
- On w/ plunger depressed, spring return to off

Part Number	Circuit	Function	Terminal Style	Plunger Extension	Amps	Volts	Fig.
CH-9060	SPST	OFF-(ON)	2 - Stud	1.83"	15	12VDC	A
CH-9183	SPST	OFF-(ON)	2 - Stud	1"	10	12VDC	B

Stoplamp Switches

Mechanical



Part Number	Circuit	Function	Terminal Style	Rated	Mounting	Fig.
CH-8486	SPST	ON-OFF-(ON)	2 - .156" Bullet terminals	10A @ 12VDC	2 - #10-32 holes 5/8" centers	A
CH-8486-05	SPST	OFF-ON-(OFF)	2 - .156" Bullet terminals	10A @ 12VDC	2 - #10-32 holes 5/8" centers	A
CH-8487	SPST	ON-(ON)	2 - .156" Bullet terminals	10A @ 12VDC	2 - #10-32 holes 5/8" centers	A
CH-8715	SPST	ON-(OFF)-ON	2 - Blade terminals	10A @ 12VDC	1/2" dia. x 1-5/32" long mounting stem	B

Hydraulic




Part Number	Circuit	Function	Terminal Style	Operates At	Mounting	Fig.
CH-8626	SPST	OFF-ON	2 - #6-32 screws	60 to 120psi	1/8"-27 dia. x 11/32" long mounting stem	A
CH-8629	SPST	OFF-ON	2 - .156" Bullet terminals	60 to 120psi	1/8"-27 dia. x 11/32" long mounting stem	B

(ON) or (OFF) in the function indicates momentary

Ignition Switches

4-Postion


- Key removed in Off position only



- All keys come 2 keys per ring

Part Number	Terminal Style	Rated	Key Code	Replacement Key	Fig.
31-103	4 - Stud	8A @ 14VDC	Various	No replacement	A
31-104	4 - Stud		Keyed alike	31-600-103	A
31-231	11 - .250" Blade		Keyed alike	19564	B
31-242	5 - Screw		Keyed alike	31-166-001	C
CH-9579	4 - Screw	10A @ 12VDC	Various	No replacement	D

3-Postion




Part Number	Terminal Style	Rated	Replacement Key	Fig.
3906	3 - Screw	15A @ 12VDC	No replacement	A
CH-95591	4 - Screw	10A @ 12VDC	N/A	B
CH-95612	3 - Screw	25A @ 12VDC	N/A	C

3-Postion Diesel



Part Number	Terminal Style	Rated	Mounting Stem
CH-95033	3 - Screw	10A @ 12VDC	5/8"-32 thread

3-Postion Heavy Duty Anti-Restart



Part Number	Terminal Style	Rated	Mounting Stem	Replacement Key	Fig.
CH-956-3124	5 - Screw	10A @ 12VDC	1"-24 thread	N/A	A
CH-956-4111	4 - Blade	10A @ 12VDC	1"-24 thread	N/A	A
CH-956-3126	4 - Screw	10A @ 12VDC	1"-24 thread	CH-83357	B


Ignition Switches, cont'd

2 & 3-Postion Sealed



Part Number	Positions	Terminal Style	Rated	Key Code	Replacement Key
CH-95060-04	3 (Off-Ign/Acc-Start)	Integral Deutsch connector	10A @ 12VDC	Various	No replacement
CH-95060-07	2 (Off-Ign-Acc)				

2-Postion



Part Number	Positions	Terminal Style	Rated	Mounting Stem	Fig.
CH-9500	Off - On	2 - Screw	10A @ 12VDC	1/2"-20 thread	A
CH-9622-01	Off - On	2 - Screw	5A @ 12VDC	3/4"-24 thread	B

Rotary Switches

3-Postion Reversing



Part Number	Function	Terminal Style	Rated	Mounting Stem
CH-75712-04	(ON)-OFF-(ON)	4 - Screw	50A @ 12VDC	1/2"-20 thread
CH-90005-01	(ON)-OFF-(ON)	4 - Screw	15A @ 12VDC	1/2"-20 thread

Battery Control Products

Master Battery Disconnect Switches

Plastic - Keyed



- Mounting specs: Two 6mm mounting holes
- Red plastic key gives easy access to shut down power for a useful safety/security device
- Will handle 12-24VDC

Part Number	Circuit	Function	Terminal Style	Rated
HE-87181	SPST	ON-OFF	Two 3/8" dia. studs	50A continuous / 1000A (for 10 sec) intermittent @ 12VDC
HE-87185			Replacement key	

Master Battery Disconnect Switches, cont'd

Plated Steel Case - Keyed



- 3/4"-16 thread x 17/32" long brass mounting stem; fits panels up to 1/4" thick
- Hencol lock w/ two keys
- Indexing pin on case aligns unit & prevents rotation
- Will handle 6-36 VDC

Part Number	Circuit	Function	Terminal Style	Contacts	UL Listing	Rated
CH-2484-02	SPST	OFF-ON	2 - 3/8"-24 studs	Silver	N/A	175A continuous / 1000A intermittent @ 12VDC
CH-83353				Replacement key		
CH-82065-02				Face plate		

High Amp Plated Steel Case - Die Cast Lever



- 3/4"-16 x 17/32" long brass mounting stem; fits panels up to 3/16" thick
- Intermittent = 30 seconds on, 3 minutes off
- Will handle 6-36VDC

Part Number	Circuit	Function	Terminal Style	Contacts	UL Listing	Rated
CH-75904	DPST	OFF-ON	2-3/8"-24 & 2-#10-32	Silver	N/A	125A continuous / 1000A intermittent @ 12VDC
CH-75907	DPST	OFF-ON	2-1/2"-20 & 2-#10-32 studs	Copper	N/A	300A continuous / 2000A intermittent @ 12VDC
CH-75908	SPST	OFF-ON	2-1/2"-20 studs	Copper	N/A	
CH-82065-02				Face plate		

Plated Steel Case - Die Cast Lever



- 3/4"-16 x 23/32" long brass mounting stem; fits panels up to 3/16" thick
- Intermittent = 15 seconds on, 5 minutes off
- Will handle 6-36VDC

Part Number	Circuit	Function	Terminal Style	Contacts	UL Listing	Rated
CH-2484-06 <i>*includes o-ring</i>	SPST	OFF-ON	2 -3/8"-20 studs	Silver	N/A	175A continuous / 1000A intermittent @ 12VDC
CH-2484-09	SPST	OFF-ON	2 -3/8"-20 studs	Copper	N/A	175A continuous / 1000A intermittent @ 12VDC
CH-2484-A	SPST	OFF-ON	2 -3/8"-20 studs	Silver	N/A	175A continuous / 1000A intermittent @ 12VDC
CH-2484	SPST	OFF-ON	2 -3/8"-20 studs	Copper	UL 375M	20A continuous / 125A intermittent @ 12VDC
CH-2484-16	SPST	OFF-ON	2 -3/8"-20 studs	Silver	UL 707B	175A continuous / 800A intermittent @ 12VDC
CH-82065				Face plate		

Master Battery Disconnect Switches, cont'd

Waterproof Case - With Lockout



- Mounting specs: 3/4"-16 mounting stem
- Intermittent = 90 seconds on, 5 minutes off @ 1000A; 60 seconds on, 5 minutes off @ 1500A; 30 seconds on, 5 minutes off @ 2000A; 15 seconds on, 5 minutes off @ 3000A
- Satisfies OSHA requirements for an energy isolation device
- Lockout will fit a 1/4" lock shaft
- Sealed to IP67
- Will handle 12-24VDC

Part Number	Circuit	Function	Terminal Style	Contacts	UL Listing	Rated
CH-75920	SPST	OFF-ON	2 -5/16"-24 studs	Copper	N/A	300A continuous / 3000A intermittent @ 12VDC

One Piece Die Cast Case



- Mounting specs: 3/4" mounting stem; fits panels up to 1/4" thick
- Intermittent = 4 seconds on, 20 minutes off @ 1000A
- Will handle 6-36VDC



Part Number	Circuit	Function	Terminal Style	Contacts	UL Listing	Rated	Fig.
51-927	SPST	OFF-ON	2 - 1-1/2" studs w/ nuts & washers	Silver plated	N/A	6-36VDC, 180A continuous / 1000A intermittent @ 12VDC	A
51-904	DPST	OFF-ON	2 - 3/4" studs 2 -#10-32 studs	Silver plated	N/A		B
51-303	Faceplate, for both switches						-
51-308	Replacement zinc die cast lever & set screw, for 51-904						-

Marine Grade



- Mounting specs: 3/4" mounting stem; fits panels up to 15/16" thick
- Intermittent = 15 seconds on, 5 minutes off @ 1000A
- Will handle 6-36VDC

Part Number	Circuit	Function	Terminal Style	Contacts	UL Listing	Rated
CH-M-284	SPST	OFF-ON	2 - 3/8" studs	Copper	N/A	175A continuous / 1000A intermittent @ 12VDC
CH-M-284-02	SPST	OFF-ON	2 - 3/8" studs	Silver	N/A	

Dual Battery Selector



- 6" dia. flange, 2-5/8" overall height
- Permits current to be carried by either of two batteries simultaneously, or cuts off all current at the source
- Four positions: OFF, battery #1 ON, both batteries ON, battery #2 ON
- Ignition protected; conforms to USCG safety standard, section 183,410
- Will handle 6-36VDC

Part Number	Terminal Style	Contacts	UL Listing	Rated
CH-M-750	3 - 3/8" dia. studs	Copper	UL 707B	310A continuous / 500A intermittent @ 12VDC

Miscellaneous Switches

Gravity Activated

- Rated: 5A @ 12VDC



Part Number	Circuit	Function	Terminal Style
MS-2	SPST	Optional	1 - Tek screw / 1 - .250" blade

Pin

- Rated: 5A @ 12VDC
- 5/16" - 18 thread



Part Number	Circuit	Function	Terminal Style
HA-7846	SPST	ON-OFF	Blade

Horn Button

- Mounting: 4521 fits up to 2" dia. pipe
- Rated: 16 amp; 12VDC



Part Number	Circuit	Function	Terminal Style	Fig.
3930	SPST	ON-OFF	2 - Screw	A
4521	SPST	ON-OFF	2 - Screw	B

Transit Buzzer Control


- Rated: 36VDC



Part Number	Circuit	Function	Terminal Style
CH-40100	SPST	OFF-(ON)	2-Screw

Windshield Wiper

- Mounting stem: 7/16"-28 thread, .45" long
- Rated: 12VDC



Part Number	Description	Terminal Style	Fig.
CH-75228-04	3 position	5 - Terminal	A
CH-75600-04	4 position	6 - Wire leads	B

Overdrive Kickdown

- Rated: 15A @ 12VDC
- 13/64" dia. mounting holes
- Special diaphragm/mounting bracket, sealed to protect the mounting shaft




Part Number	Function	Terminal Style
CH-9096-02	OFF-(ON)	2-Wire leads w/ female bullets

Back-Up Ball Switches



Part Number	Circuit	Function	Terminal Style	Rated	Mounting	Fig.
CH-91113	SPST	OFF-(ON)	2 - Screws	20A @ 12VDC	9/16"-18 thread mounting stem	A
CH-9242	SPST	OFF-(ON)	2 - Screws	35A @ 12VDC	9/16"-18 thread mounting stem	A


Contents



Safety Tape	194
Traction Tape	194
Conspicuity Tape	194
Triangle Kit	195



Work Lights	195
--------------------	------------



Light Bulbs	198
--------------------	------------



Wiring Devices	198
Industrial Grade	198
Commercial Grade	199
Heavy Duty Grade	200



Flashlights	200
--------------------	------------



Batteries	202
------------------	------------



Protective Gear	202
Ear Plugs	202
Ear Muffs	203
Eyewear	203
Air Respirators	203
Work Gloves	204
Disposable Gloves	205
Welding Gloves	205
Welding Blankets	206
Welding Face Protection	206
First Aid Kits	206

Safety Tape

Traction Tape

General Purpose

- Mineral coated, slip resistant material w/ highly durable surface
- Low profile design reduces trip hazard
- Designed for use on smooth, flat surfaces
- Other colors available, minimums may apply



Part Number	Width	Length	Package Type	Color
TTB-624	6"	24"	Sheet	Black
TTB-160	1"	60'	Roll	Black
TTB-260	2"	60'	Roll	Black
TTB-460	4"	60'	Roll	Black

General Purpose

- High friction, slip resistant material
- Aluminum backing conforms around corners & adheres to irregular surfaces
- Other colors available, minimums may apply



Part Number	Width	Length	Package Type	Color
TT-CON-624	6"	24"	Sheet	Black
TT-CON-260	2"	60'	Roll	Black
TT-CON-460	4"	60'	Roll	Black
TT-CON-660	6"	60'	Roll	Black
TT-CON-1260	12"	60'	Roll	Black

Slip Resistant Coating



- More durable than tape
- Resistant to oil & gas
- Plastic beads improve traction on almost any surface
- Sold single or in cases of 6

Part Number	Net Weight	Package Type	Color
SSP-16-83	12oz.	Aerosol can	Black
SSP-16-81	12oz.	Aerosol can	Clear
SSP-16-89	12oz.	Aerosol can	Yellow

Conspicuity Tape

Standard

- Meets NHTSA regulations
- Withstands exposure to broad range of chemicals
- Performs at angles approaching 90°
- Rigid construction allows for easy application



Part Number	Width	Length	Package Type	Color / Pattern
CT-150-2	2"	150'	Roll	7" white - 11" red
CT-150-2W	2"	150'	Roll	Solid white
CT-182	2"	18"	Sheet	7" white - 11" red
CT-122W	2"	12"	Sheet	Solid white
CT-150-3	3"	150'	Roll	7" white - 11" red
CT-150-3W	3"	150'	Roll	Solid white
CT-150-4	4"	150'	Roll	7" white - 11" red

Conspicuity Tape, cont'd

Value

- Conforms to all FHWA rulings & NHTSA regulations on trailer conspicuity



Part Number	Width	Length	Package Type	Color / Pattern
CT-150-VAL	2"	150'	Roll	6" red - 6" white

Yellow High Intensity

- Primarily used for school buses



Part Number	Width	Length	Package Type	Color / Pattern
CT-1-150-Y	1"	150'	Roll	Solid yellow
CT-2-150-Y	2"	150'	Roll	Solid yellow

Triangle Kit



- Meets D.O.T. standards
- Set of 3 complete triangle units, with high impact weighted bases, housed in heavy duty storage case
- 15-1/2" high x 17-3/4" wide

Part Number	Description
TS-SL-711-70	3 piece triangle warning device kit

We also carry a full line of adhesive mount & screw mount reflectors to add to the visibility of your truck. See page 273 for more info.

Work Lights

Pro Series Fluorescent Work Light w/ Receptacle

- Features dual end hooks, grounded 12 amp receptacle & ON/OFF rocker switches
- 26 watt output equal to 125 watt incandescent



Part Number	Color	Description
SL-908	Yellow	6ft., 16/3 SJT cord
SL-975	Black	25ft., 16/3 SJT cord
SL-103PDQ		Replacement lamp

Economy Fluorescent Work Light

- Features ON/OFF rocker switch & hanging hook
- Cool running, 13 watt



Part Number	Color	Description
SL-520	Black	25ft., 18/2 SVT cord
SL-550	Black	50ft., 18/2 SVT cord
SL-103PDQ		Replacement lamp
SL-202		Replacement outer tube

Work Lights, cont'd

Pro Series Reel w/ Fluorescent Work Light


- Features a 12 amp grounded receptacle, 13 amp resettable circuit breaker, dual hooks & independent rocker switches
- 26 watt output equal to 125 watt incandescent



Part Number	Color	Description
SL-8908	Yellow	50ft., 14/3 SJTW cord
SL-103PDQ		Replacement lamp

Portable Hand Lamp

- Features a reflector & switch, including side outlet
- 125 volt, 15 amp



Part Number	Color	Description
ER-944-RS	Yellow	Lamp
ER-104-R		Replacement lamp guard
ER-79		Replacement switch

For a more durable option, use our rough service bulbs in all of your trouble lights. See page 198 for more info.

Retractable LED Work Light

- Features two built-in magnets w/ detachable magnetic hook & a reel mounting bracket
- Two brightness settings: 600 & 1200 lumen



Part Number	Color	Description
SL-866	Yellow/Black	50ft., 18/2 SVT cord

All Weather Trouble Light

- Meets OSHA specifications for general use; UL Listed
- Features exclusive one piece injection molded handle, grounded vinyl coated metal guard w/ switch, side outlet & a cord flexible down to -4°F
- 12 volt, 13 amp



Part Number	Color	Description
163-25TL	Yellow	25ft., 16/3 SJT cord
163-50TL	Yellow	50ft., 16/3 SJT cord

Economy Retractable Trouble Light

- Features durable push on/off switch, hanging hook & cord on a retractable reel
- Can handle up to a 75W incandescent bulb (sold separately)



Part Number	Color	Description
SL-851	Yellow/Black	50ft., 18/3 SVT cord
SL-100		Replacement outer cage

Corded LED Work Light

- Features two built-in magnets w/ detachable magnetic hook & a reel mounting bracket
- Two brightness settings: 600 & 1200 lumen



Part Number	Color	Description
SL-2135	Yellow/Black	25ft., 18/2 SJT cord

Work Lights, cont'd

Pro Series Quad Tap Retractable Reel

- Features polarized plug w/ four 15 amp grounded receptacles, resettable 15 amp circuit breaker & LED power status light



Part Number	Color	Description
SL-8904	Yellow	50ft., 12/3 SJTW cord

Portable Rechargeable Work Lamp

- Features: adjustable swing & angle, lithium ion rechargeable battery
- 120° beam angle
- 1750 (hi) / 800 (low) lumens



Part Number	Color	Description
MX-MPWL-20	Black	Cordless; includes AC/DC power supply/charger

Rechargeable Dual-Light LED Spotlight & Work Lamp

- Spot & flood lights can be used separately or together
- Features hook/prop stand & a clip-on magnet for hands-free use
- 170 lumen (flood) / 200 lumen (spot)



Part Number	Color	Description
NSR-2492	Orange	Cordless; includes AC/DC power supply/charger

Rechargeable LED Work Lamp w/ Spotlight

- Features 2 magnets & a detachable magnetic hook for hands-free use
- Flat bottom & octagonal design allows light to stand on its own
- Spotlight in end of handle
- 230 (flood) / 32 (spot) lumens



Part Number	Color	Description
NSR-2166B	Black	Cordless; includes AC/DC power supply/charger

Rechargeable LED Work Lamp

- Features 3 magnets & a detachable magnetic hook for hands-free use
- Flat bottom & octagonal design allows light to stand on its own
- 600 (high) / 225 (low) lumens



Part Number	Color	Description
NSR-2168R	Orange	Cordless; includes AC/DC power supply/charger

Rechargeable LED Under Hood Work Light

- Features adjustable cradle w/ a pair of spring-loaded, foam-covered grippers that extend 48"-70" & magnets in each handle for hands-free use
- Full power and half power modes
- 1200 (full) / 650 (half) lumen



Part Number	Color	Description
SLR-2120	Black	Cordless; includes AC/DC power supply/charger

SJTW Cord: Weather Resistant Junior Hard Service Thermoplastic. Copper conductors w/ PVC insulation. 300 volt. -4°F to 140°F. Outdoor use.

SJT Cord: Junior Hard Service Thermoplastic. Copper conductors w/ PVC insulation. 300 volt. -4°F to 140°F. Indoor use.

SVT Cord: Light Duty Service Thermoplastic. Copper conductors w/ PVC insulation. 300 volt. -4°F to 140°F. Indoor use.

Light Bulbs

- Brass base eliminates “freezing” or corroding in socket
- Heavy duty shock proof filament adds to bulb life (5000 rated hours of life)



Part Number	Description	Watts	Volts	Life Hours	Pack Qty.	Case Qty.	Fig.
RSB-60	Industrial grade	60	120	5000	4	24	A
RSB-75	Industrial grade	75	120	5000	4	24	A
RSB-100	Industrial grade	100	120	5000	4	24	A
RSB-60T	Teflon coated	60	120	5000	4	24	A
RSB-75T	Teflon coated	75	120	5000	4	24	A
RSB-100T	Teflon coated	100	120	5000	4	24	A
RSB-25-12V	Rough service	25	12	5000	4	24	A
RSB-75-LED	LED, dimmable	14	120	25000	1	12	B

Wiring Devices

Industrial Grade

- UL Fed Spec # 13393
- CSA File #LR-406
- Operating temp: -40°F to 140°F

Straight Blade

- Unique cord clamp accepts a wide range of cord sizes (.245 - .700”), providing a secure grip without damaging the cord jacket
- Has a brass color coded #8 terminal screw



Plug Part Number	Receptacle Part Number	NEMA Configuration Plug	NEMA Configuration Receptacle	Volts	Amps	Poles / Wires	Wire Gauge	Fig.
LE-5666-C	LE-5669-C	6-15P	6-15R	250	15	2P / 3W	18-10	A
LE-5266-C	LE-5269-C	5-15P	5-15R	125	15	2P / 3W	18-10	B
LE-5266-PLC <i>Features a power indicating LED</i>	LE-5269-PLC	5-15P	5-15R	125	15	2P / 3W	18-10	B
LE-5366-C	LE-5369-C	5-20P	5-20R	125	20	2P / 3W	18-10	C

To hook up your Wiring Devices, we also sell Service Cord on pages 117-118. If you do not see what you're looking for, just contact customer service or your local service rep.

Industrial Grade, cont'd

Locking Blade



Plug Part Number	Receptacle Part Number	NEMA Configuration Plug	NEMA Configuration Receptacle	Volts	Amps	Poles / Wires	Wire Gauge	Fig.
LE-2721	LE-2723	L15-30P	L15-30R	3ø 250	30	3P / 4W	14-8	A
LE-2731	LE-2733	L16-30P	L16-30R	3ø 480	30	3P / 4W	14-8	A
LE-4770-C	LE-4779-C	L7-15P	L7-15R	277	15	2P / 3W	18-10	B
LE-2431	LE-2433	L16-20P	L16-20R	3ø 480	20	3P / 4W	14-10	C
LE-4720-C	LE-4729-C	L5-15P	L5-15R	125	15	2P / 3W	18-10	D
LE-2311	LE-2313	L5-20P	L5-20R	125	20	2P / 3W	16-10	D
LE-2611	LE-2613	L5-30P	L5-30R	125	30	2P / 3W	16-8	D

Flanged Inlet & Outlet

- Unique cord clamp accepts a wide range of cord sizes (.245 - .700"), providing a secure grip without damaging the cord jacket
- Has a brass color coded #8 terminal screw




Plug Part Number	Receptacle Part Number	NEMA Configuration Plug	NEMA Configuration Receptacle	Volts	Amps	Poles / Wires	Wire Gauge
LE-5278-C	LE-5279-C	5-15P	5-15R	125	15	2P / 3W	18-10

Interested in making your own cords? See our full line of service cord on page 117 & 118.

Commercial Grade

Straight Blade

- Solid brass blades with color-coded terminals
 - Supplied with 30A blades & flat 50A blade
 - Interchangeable blades eliminate need for stocking different devices
 - Built-in rejection feature prevents closure if blades are incorrectly positioned
 - Use with 14-6ga. round cord 8/2-10/3 SRDT & 6/2-8/1 flat wire
- UL Listed, file #E-13393
 - CSA Certified, file #LR-406
 - Operating temp: -40° to 140°F



Part Number	NEMA Configuration	Volts	Amps	Wire Gauge	Cord Dia. min - max	Fig.
LE-275-T	14-30P / 14-50P	125 / 250	30 / 50	14-6	.75" - 1.25"	A
LE-287-T	10-30P / 10-50P	125 / 250	30 / 50	14-6	.687" - 1.05"	B
LE-930	5-30P / 5-50P	125	30 / 50	14-6	.630" - 1.05"	C
LE-931	6-30P / 6-50P	250	30 / 50	14-6	.630" - 1.05"	D

Heavy Duty Grade

Our in-house manufacturing department can make custom extension cords to meet your exact specifications. Contact your sales rep or customer service for more info.

Straight Blade



Plug Part Number	Receptacle Part Number	NEMA Config.	Volts	Amps	Poles / Wires	Wire Gauge
ER-1510-P	ER-1610-C	5-15	125	15	2P / 3W	18-12

To hook up your Wiring Devices, we also sell Service Cord on pages 117-118. If you do not see what you're looking for, just contact customer service or your local service rep.

Flashlights

LED Glow Ring Flashlight

- Features: aluminum housing w/ non-slip grip, water resistant, locator glow ring around lens



Part Number	Lumens	Description
SPGL3C-BA	310/95 (energy saver)	3 C cell size (included)

Replacement bulbs for all of our flashlights can be found with our mini bulbs on page 196.

Cryket 3-in-1 Swivel Head LED Flashlight

- Features: 9 position swiveling head, magnetic base & steel clip for hands-free use, anodized aircraft-grade aluminum, water & impact resistant, steel belt clip
- 3 modes: spotlight, flood light, red light



Part Number	Lumens	Description
TS-6666	250 / 240 / 15	4 AAA cell size (included)

Check out page 180 to see our full line of batteries to go with our flashlights & everything else you may need.

Compact High Power Rechargeable Flashlight

- Features: Anodized aircraft grade aluminum, water & impact resistant, magnetic base (doubles as magnetic charging port), removable clip
- 5 modes: High, medium, low, strobe, TURBO



Part Number	Lumens	Description
TS-6878	500 / 200 / 50 / 500 / 1000	Rechargeable

The Big Larry™ LED Work/Emergency Light

- Features: Anodized aircraft grade aluminum, water & impact resistant, magnetic base
- 3 modes: High, low, emergency red flasher



Part Number	Lumens	Description
TS-6384	400 / 160	3 AA cell size (included)
TS-6393		Belt holster

Flashlights, cont'd

Waterproof LED Flashlight w/ USB Power Bank

- Features: Anodized aircraft-grade aluminum, waterproof & impact resistant, 4x adjustable beam, lanyard for carrying, tactical edge
- 4 modes: high, medium, low, strobe



Part Number	Lumens	Description
TS-6697	3200 / 320 / 32 / 3200	Rechargeable

LED Hands-Free Work Light / Flashlight

- Features: Waterproof & impact resistant, ergonomic non-slip grip, 200) pivoting stand, collapsible hanging hook, magnetic base
- 3 modes: flashlight, C.O.B. work light, emergency red flasher



Part Number	Lumens	Description
TS-6305	120 / 220	Rechargeable

2-n-1 LED Headlight

- Features: spot-to-flood, magnetic back, 2 straps for standard & hard hat use, water resistant



Part Number	Lumens	Description
FL-HLLED	80	3 AAA cell size (included)

Rechargeable Selectable Mode LED Flashlight w/ USB Power Bank

- Features: Anodized aircraft-grade aluminum, water & impact resistant, 4x adjustable beam, steel belt/pocket clip, magnetic base
- 5 modes: high, medium, low, strobe, stealth light (green low light)

Part Number	Lumens	Description
TS-6698	1000 / 500 / 100 / 1000	Rechargeable

Transport™ DC Rechargeable LED Flashlight

- Features: recharges in 12V cigarette lighter outlet, anodized aircraft grade aluminum, water & impact resistant



Part Number	Lumens	Description
TS-6311	125	Lithium ion (included)

Waterproof LED Inspector Flashlight

- Features: Anodized aircraft-grade aluminum, waterproof & impact resistant, 3x adjustable beam, removable steel clip & Soft-Touch Technology that provides momentary operation when light is off
- 3 modes: high, low, strobe



Part Number	Lumens	Description
TS-6713	180 / 54 / 180	2 AAA cell size (included)
TS-6810	360 / 120 / 360	Rechargeable

LED Work Slyde+™ Light / Flashlight

- Features: Anodized aircraft-grade aluminum, waterproof & impact resistant, 4x adjustable zoom, fully dimmable, slide out to work light, magnetic base
- 4 modes: flashlight, work light, red & red flash



Part Number	Lumens	Description
TS-6783	400 / 400 / 40 / 40	4 AAA cell size (included)

Batteries

Maximum Industrial Alkaline

- Used in: high drain devices



Part Number	Type	Pack Qty.	Case Qty.
B/AAA-ALK	AAA	8	96
B/AA-ALK	AA	8	96
B/C-ALK	C	6	72
B/D-ALK	D	6	72
B/9V-ALK	9 volt	6	72

Specialty Alkaline



- Used in: garage door remotes, car alarms, etc.

Part Number	Type	Pack Qty.	Case Qty.
GP-23-A	12 volt	1	500

To order batteries in case quantities, add -CASE to the end of the original part number, example:

B/C-ALK - **CASE**

Miniature Alkaline



- Used in: modern electronic devices

Part Number	Type	Pack Qty.	Case Qty.
MX-2500	AAAA	2	N/A

Heavy Duty



- Used in: maximum power devices

Part Number	Type	Pack Qty.	Case Qty.
6V-HD	6 volt	1	12

Lithium



- Used in: key fobs, remote controls, fitness trackers, etc.

Part Number	Type	Pack Qty.	Case Qty.
CR2032	3 volt	1	N/A

Quartz



- Used in: common accessories that indicate 1.55 volt or #357 battery

Part Number	Type	Pack Qty.	Case Qty.
357-BAT	1.55 volt	1	100

Protective Gear

Ear Plugs



- Made of soft, highly visible, orange foam that conforms to ear canal fast & comfortably
- Noise reduction rating: 29dB

Part Number	Description	Pairs Per Box
EP-BOX	Without cord	200
EP-BOX-CORD	Corded	100

Ear Muffs



- Lightweight headband, dual low-pressure bands & broad foam cushions improve comfort
- Hi-visibility yellow covers
- Noise reduction rating: 25dB

Part Number	Description
3M-H9A	Lightweight ear muffs

Eyewear

Adjustable

- Offers limited protection against moderate impact hazards, metal chips, particles & sparks
- Impact resistant poly-carbonate lens
- Meets/exceeds ANSI Z87.1 standards



Part Number	Lens Color	Pack Qty.	Case Qty.
EYE-VC	Clear	1	12

Frameless

- Light weight & frameless for optimum comfort & coverage w/ wide angle, poly-carbonate lenses
- Universal fit temples, scratch resistant, 99.9% UV protection
- Meets/exceeds ANSI Z87.1 standards



Part Number	Lens Color	Pack Qty.	Case Qty.
EYE-BC	Clear	1	12
EYE-BB	Smoke	1	12

Air Respirators



Part Number	Used For	Pack Qty.	Case Qty.	Fig.
3M-8661ES	Nuisance dust & pollen. Not to be used for harmful substances.	5	60	A
3M-8511PB	Dust from sanding jobs & installing fiberglass. NIOSH approved: N95 (42 CFR 84). Not to be used for vapors or paint sprays.	10	80	B
3M-8293	NIOSH approved: P100.	1	20	C

Work Gloves



Fig.	Series Number	Description	Sizes Available				
			S	M	L	XL	XXL
A	KN-94WA	Unlined grain pigskin	X	X	X	X	
B	KN-2011	Unlined spandex driver, synthetic leather palm	X	X	X	X	X
C	KN-2041	Unlined, reinforced spandex, general	X	X	X	X	X
D	KN-102HK	Thermal lined goatskin drivers		X	X	X	
E	KN-2051	Thermal & waterproof lined, reinforced	X	X	X	X	X
F	KN-1498	Economy unlined cowhide palm		X	X	X	
G	KN-909	High visibility unlined grain pigskin, mesh back	X	X	X	X	
H	KN-1938KW	High visibility thermal lined grain pigskin, knit wrist	X	X	X	X	X
I	KN-2041HV	Unlined, reinforced spandex, reflective		X	X	X	
J	KN-1790	Thermal lined gripping	X	X	X	X	
K	KN-1890	Nitrile gripping	X	X	X	X	
L	KN-820	Brown jersey	X		X	X	

To determine your glove size, measure around the widest part of the palm (below your knuckles) of your dominant hand. The length, in inches, correspond to these sizes:

MEN'S

Small: 7 - 8"
 Medium: 8 - 9"
 Large: 9 - 10"
 X-Large: 10 - 10.5"
 XX-Large: 10.5 - 11"

WOMEN'S

Small: 6 - 7"
 Medium: 7 - 8"
 Large: 8 - 9"

Some gloves may be considered seasonal by the vendor, therefore, if late in season, stock may be limited. Please contact customer service or your local sales rep for info.

To order gloves in the size you need, add an available size abbreviation to the end of the original part number, example:

KN-94WA - L

Disposable Gloves

Latex

- Lightly powdered, smooth textured & natural color
- All sizes are 9-1/2" long & 5 mil thick
- Also available in cases of 10 boxes



Part Number	Size	Width At Palm
AC1002	Medium	3.7"
AC1003	Large	4.1"
AC1004	X-Large	4.5"

TigerGrip Nitrile

- Powder free, fully textured & orange color
- Hi-Vis orange is easily seen in dark engine compartments
- All sizes are 9.45" long & 7 mil thick
- Also available in cases of 10 boxes



Part Number	Size	Width At Palm
TG-8843	Medium	3.74"
TG-8844	Large	4.13"
TG-8845	X-Large	4.53"
TG-8846	XX-Large	4.72"

Nitrile

- Powder free, finger tip textured & blue color
- More durable, non-latex & chemical resistant
- All sizes are 9-1/2" long & 5 mil thick
- Also available in cases of 10 boxes



Part Number	Size	Width At Palm
AC3002	Medium	3.7"
AC3003	Large	4.1"
AC3004	X-Large	4.5"

Industrial Nitrile

- Powder free, fully textured & black color
- Non-latex, chemical splash & puncture resistant
- All sizes are 9-1/2" long & 6 mil thick
- Also available in cases of 10 boxes



Part Number	Size	Width At Palm
AC83012	Medium	3.5"
AC83013	Large	3.9"
AC83014	X-Large	4.3"

Welding Gloves

Leather Welding Gloves

- Protects against sparks, hot metal & slag



Part Number	Size	Width At Palm
TS-14402	Large	7"

Protective Leather Welding Sleeves

- 100% cowhide leather
- Elastic cuff w/ adjustable biceps
- Heat resistant



Part Number	Size
TS-14519	18" long

Welding Blankets



Part Number	Description	Working Temp	Size	Fig.
TS-12398	Vermiculite coated fiberglass blanket - double layer, 50oz.	1500°F	4' x 6'	A
TS-12399	Vermiculite coated fiberglass blanket - double layer, 50oz.	1500°F	6' x 6'	A
TS-12255	Silicone coated fiberglass blanket - single layer	500°F	38" x 24"	B
TS-12394	Black carbon fiber blanket	3000°F	54" x 60"	C

Welding Face Protection

Box Style Flip-Up Acetylene Goggles

- #5 flip-up lens
- Vented to prevent fogging
- Made from soft vinyl for comfort



Part Number	Lens Size
TS-14309	2" x 4-1/4"

Auto Darkening Helmet

- #9 - #13 auto-darkening lens
- Adjustable, ratcheting headgear
- 4 color graphic box
- Outside cover lens
- Inside safety lens



Part Number	Lens Size
TS-14263	3.82" x 1.85"

First Aid Kits

Industrial / Construction



- Meets OSHA & ANSI standards
- Compact, full size kit comes in weather resistant case designed to be kept in truck or at work site
- Includes: adhesive bandages & tape, gauze, alcohol prep pads, sting relief pads, first aid/burn cream, latex gloves, scissors, a cold pack, triangular bandage & first aid instructions

Part Number	Description
FA-131	118 pieces

Contents



Lamp Sockets	208
Instrument Panel/Lic. Plate - Single Contact	208
Replacement Single Contacts	208
Stop / Tail / Turn - Double Contact	208
Stop / Tail / Back Up - Double Contact	209
Park / Stop / Tail / Turn - Double Contact	209
Instrument Panel - Double Contact	209
Miscellaneous - Double Contact	210
Replacement Double Contacts	210




Pigtails	210
Headlamp Sealed Beams & Flashers	210
OEM Headlamp Replacements	211
GM	212
Ford	214
Miscellaneous	215



Custom Harnesses	216
-------------------------	------------


Lamp Sockets

Instrument Panel / License Plate - Single Contact



Part Number	Description	Wire Leads	Works With Lamps	Fig.
PL-32	Ford; 5/8" mounting hole	18ga.; 11"	51L, 53L, 55L, 57L	A
PL-23	1-1/8" mounting hole	18ga.; 11"	63L, 67L, 81L, 87L, 89L, 93L, 1003L, 1073L, 1129L, 1133L, 1141L, 1156L	B
PL-11	Metal housing; clips for 7/8" x 1-1/8" mounting hole	18ga.; 11"	67L, 87L, 89L, 93L, 1003L, 1073L, 1133L, 1141L, 1156L	C

Replacement Single Contacts



Part Number	Description	Wire Leads	Works With	Fig.
CWPT-1	Phenolic disc, moisture resistant	18ga.; 12"	PL-32	A
CWPT-2	Phenolic disc, moisture resistant	18ga.; 12"	PL-23, PL-11	B
BE-920124	Grommet contact button (12/pack)	12"	Betts lighting sockets	C
BE-920120	Replacement contact; for 16-14ga. wire	N/A	BE-920124	D
PTC-1	Contact button	18ga.; 12"	CWPT-1, CWPT-2, CWPT-2R	E
CT-1P	Replacement contact	N/A	PTC-1	F

Stop / Tail / Turn - Double Contact



Part Number	Description	Wire Leads	Works With Lamps	Fig.
TS-3444	GM; PVC housing; 18ga. wire leads	18ga.; 11"	1034L, 1154L, 1157L, 2057L	A
TS-28916	GM (replaces part #12083006); PVC housing; 18ga. wire leads	18ga.; 10-1/2"	2057L, 3157L	B


For more info on the corresponding lamps for all of our sockets, see our Mini Bulb section on page 196.

Stop / Tail / Back Up - Double Contact



Part Number	Description	Wire Leads	Works With Lamps	Fig.
TS-3439	PVC housing	18ga.; 10-1/2"	1157L, 2057L	A
TS-3441	PVC housing; 18ga. 6-1/2" wire leads w/ butt connectors	18ga.; 6-1/2" w/ butt connectors	1157L, 2057L	B

Park / Stop / Tail / Turn - Double Contact



Part Number	Description	Wire Leads	Works With Lamps	Fig.
PL-10	GM; metal housing; 1-1/8" mounting hole	18ga.; 11"	198L, 1016L, 1154L, 1157L	A
PL-13	Metal housing; 3/4" mounting hole	18ga.; 11"	198L, 1016L, 1034L, 1154L, 1157L, 2057L	B
PL-40	GM, PVC housing	18ga.; 11"	1034L, 1154L, 1157L, 2057L	C
TS-3532	Ford, Chrysler; PVC housing	18ga.; 8" w/ butt connectors	1034L, 1154L, 1157L, 2057L	D

Instrument Panel - Double Contact



Part Number	Description	Wire Leads	Works With Lamps	Fig.
TS-4130	PVC housing; twist in style; 3/8" mounting hole	N/A	37L, 70L, 73L, 74L, 85L	A
TS-3487	GM, Chrysler; PVC housing; twist in style; 5/8" mounting hole	N/A	194L, 194AL, 168L	B
TS-3486	Ford, GM, Chrysler; PVC housing; twist in style; 1/2" mounting hole	N/A	168L, 194L, 194AL	C
TS-3483	License / stop / tail / side marker; PVC housing	18ga.; 11"	194L, 194AL, 168L, 193L	D
ML-1	Ford, GM; side marker; PVC housing	18ga.; 11"	194L, 194AL, 168L, 193L	E

PIGTAILS & WIRE HARNESSSES

Miscellaneous - Double Contact



Part Number	Description	Wire Leads	Works With Lamps	Fig.
TS-28915	GM (replaces part #12083005); back up / stop / tail / turn / park	18ga.; 9"	3157L	A
TS-28921	GM (replaces part #12085330); back up / license	18ga.; 11"	3057L, 3156L	B
GMLH	GM; park / stop / tail; metal housing	18ga.; 11"	198L, 1016L, 1034L, 1154L, 1157L	C


Replacement Double Contacts



Part Number	Description	Wire Leads
CWPT-3	Plastic disc; moisture resistant	18ga.; 11"

Pigtails

Headlamp Sealed Beams & Flashers



Part Number	Wire Leads	Works With	Fig.
SBPT-1	16ga. GXL; 11-1/2"	3-prong flashers & sealed beams	A
SBPT-1-12	12ga. GXL; 11-1/2"		
SBPT-2	16ga. GXL; 11-1/2"	2-prong sealed beams	B

Components

2965810	Connector
2973216	16ga. terminals
2977100	12ga. terminals

Part Number	Wire Leads	Works With	Fig.
SL-1021-B	14ga. GXL; 7"	2-prong flashers	A

Components

2973385	Connector
2965142	Terminals

OEM Headlamp Replacements

High / Low Beam

- 16ga. GXL, 9" wire leads



Part Number	Works With Lamps
TS-28904	9004L, 9007L, 9004BL, 9004LL, 9007BL
Components	
12048369	Connector
12077411	Terminals
15324982	Seal
12048371	TPA

Fog, Automotive, Halogen

- 16ga. GXL, 8" wire leads



Part Number	Works With Lamps
PT-880	880L, 885L, 890L, 893L, 899L
Components	
12020599	Connector
12077411	Terminals
15324982	Seal
12034446	TPA

Fog, Automotive, Halogen

- 16ga. GXL, 8" wire leads



Part Number	Works With Lamps
PT-881	881L, 886L, 889L, 894L, 896L
Components	
12124819	Connector
12077411	Terminals
15324982	Seal
12020807	TPA

Low Beam

- 16ga. GXL, 8" wire leads



Part Number	Works With Lamps
PT-9006	9006L
Components	
12059181	Connector
12077411	Terminals
15324982	Seal
12059185	TPA

High Beam

- 16ga. GXL, 8" wire leads



Part Number	Works With Lamps
PT-9005	9005L
Components	
12059183	Connector
12077411	Terminals
15324982	Seal
12059185	TPA

Halogen

- 18ga. TXL, 8" wire leads



Part Number	Works With Lamps
PT-99-8625	H965L

Halogen

- 16ga. TXL, 8" wire leads



Part Number	Works With Lamps
PT-99-8509	H9008L

Halogen

- 18ga. GPT, 7" wire leads



Part Number	Works With Lamps
PT-89-6653	H1155L, 881L, 886L
Components	
12124819	Connector
12077411	Terminals
15324982	Seal
12020807	TPA

Halogen - Heavy Duty

- 14ga. GXL, 8" wire leads



Part Number	Works With Lamps
SH-35043-003	H1155L, 881L, 886L, 889L, 894L, 896L
Components	
12124819	Connector
12129493	Terminals
15324982	Seal
12020807	TPA

For more info on the corresponding lamps for all of our pigtails, see our Mini Bulb section on page 196.

PIGTAILS & WIRE HARNESSSES

GM

Headlight Switch



Part Number	Wire Leads
PT-57176	12ga. GXL; 7-1/2"
Components	
2977645	Connector
2965143	Terminals

Throttle Position Sensor



Part Number	Wire Leads
PT-4802	16ga. GXL; 9"
Components	
12015793	Connector
12124580	Terminals

Dimmer Switch



Part Number	Wire Leads
TS-3500	16ga. GXL; 11-1/2"
Components	
2984164	Connector
2962447	Terminals

Oxygen Sensor

- Sealed pigtail



Part Number	Wire Leads
PT-4800	16ga. GXL; 9"
Components	
12015791	Connector
12124580	Terminals

Manifold Absolute Pressure

- Replaces GM part # 12085502



Part Number	Wire Leads
PT-4805	16ga. GXL; 10-1/2"
Components	
12020403	Connector
12124582	Terminals

Terminal Supply carries a large selection of pigtails. If you do not see what you are looking for here, please contact our customer service department at 800-989-9632 & they will assist you in finding the perfect pigtail for your job.

A/C Compressor High Pressure Cut Out



Part Number	Wire Leads
PT-1501	16ga. GXL; 9"
Components	
12162444	Connector
12103881	Terminals

A/C Compressor Low Pressure Cut Out



Part Number	Wire Leads
PT-1502	16ga. GXL; 9"
Components	
12162443	Connector
12103881	Terminals

A/C Compressor Clutch

- Replaces GM part # 12101937



Part Number	Wire Leads
PT-1506	16ga. GXL; 9"
Components	
12162017	Connector
12048074	Terminals

Trans Converter Clutch

- Replaces GM part # 12085533



Part Number	Wire Leads
PT-4809	16ga. GXL; 9"
Components	
12010503	Connector
12124580	Terminals

Throttle Position Sensor

- Replaces GM part # 12102748



Part Number	Wire Leads
AU-18527	20ga. GXL
Components	
12065287	Connector
12089290	Terminals

GM, cont'd

Multi-Port Fuel Injector

- Replaces GM part # 12085491



Part Number	Wire Leads
PT-7101	16ga. GXL; 9-1/2"
Components	
12129140	Connector
12077939	Terminals

Manifold Air Pressure Sensor



Part Number	Wire Leads
PT-1503	16ga. GXL; 16"
Components	
12162199	Connector
12124075	Terminals

Heater Blower

- ATO fuse holder



Part Number	Wire Leads
PT-6300	12ga. GXL; 5"
Components	
12033769	Connector
12033997	Terminals

Coolant Temp Sensor

- Also for brake & washer fluid sensors & ignition module



Part Number	Wire Leads
PT-1504	16ga. GXL; 11"
Components	
12162193	Connector
12124075	Terminals

Washer Fluid Sensor

- Also for back-up lamp switch & A/C compressor switch



Part Number	Wire Leads
PT-5608	16ga. GXL; 9-1/2"
Components	
2973407	Connector
2962447	Terminals

Exhaust Gas Recirculation

- For windshield washer pump exhaust gas recirculation



Part Number	Wire Leads
PT-1510	16ga. GXL; 9"
Components	
12052641	Connector
12048074	Terminals

For an assortment of the most popular GM pigtails all in one box, pick up our GM Pigtail Kit (GM-PT-KIT).

Alternator

- Alternators w/ internal voltage regulator



Part Number	Wire Leads
137	16 & 12ga. GXL; 6"
Components	
6294493	Connector
2962447	16ga. terminals
2965143	12ga. terminals

Alternator

- Fits Delcontron10-SI, 12-SI, 15-SI, 27-SI w/ internal voltage regulator



Part Number	Wire Leads
PT-5607	16ga. GXL; 12"
Components	
6294493	Connector
2962447	Terminals

Brake Control

- Works w/ most Chevy & GM full size pick-ups & Suburbans



Part Number	Wire Leads
TG-6131-A	16 & 12ga. GXL; 10"
Components	
12193924	Connector
12129425	16ga. terminals
12129424	12ga. terminals

Ford

Ignition Kit



- Fits Ford '86
- Switch #E6FZ-11572-A
- Not supplied by O.E.M.

Part Number	Wire Leads
FPT-91-6973	4/12ga. & 3/10ga.; 4"; terminated

Windshield Washer Pump



- Fits Ford, Lincoln, Mercury '68
- Not supplied by O.E.M.

Part Number	Wire Leads
FPT-90-6815	16ga.; 8"

Voltage Regulator



- Fits Ford

Part Number	Wire Leads
170	16ga.; 6"

A/C Blower Motor Resistor



- Fits Ford trucks '86
- Resistor #E7TZ-19A706-A
- Not supplied by O.E.M.

Part Number	Wire Leads
FPT-91-6881	4/14ga.; 8"

Radiator Cooling Fan Motor



- Fits Ford 4cyl. engines '79, including heater blower motor Ford trucks, pick-ups & vans '82/'86

Part Number	Wire Leads
FPT-86-6082	2/12ga.; 12"

Rear Lamp Assembly



- Fits Ford F650 & F750 trucks '00 & up
- Not supplied by O.E.M.

Part Number	Wire Leads
FPT-99-8150	4/18ga.; 8"

Coolant Temperature Sensor



- Sensor #E1AZ-12A648-A
- Not supplied by O.E.M.

Part Number	Wire Leads
FPT-91-6995	2/18ga.; 8"

Voltage Regulator



- Fits most Ford '75
- Not supplied by O.E.M.

Part Number	Wire Leads
FPT-76-4342	3/14ga.; 8"

Heater & A/C Fan Speed Switch



- Fits Ford Cougar, E Van, Mustang, Sable, Taurus & T-bird '86 & up
- Switch #F2UZ-19986A,B
- Not supplied by O.E.M.

Part Number	Wire Leads
FPT-93-7179	2/12ga., 1/14ga., 1/16ga.; 7-1/2"

Headlight Repair



- Fits F Series Ford trucks '87
- Switch #E7TZ-11654 -C
- Not supplied by O.E.M.

Part Number	Wire Leads
FPT-91-6894	3/20ga., 4/18ga., 1/16ga. & 1/12ga.; 8"

Alternator, Regulator & A/C Clutch



- Fits Ford '94 & up
- Not supplied by O.E.M.
- Sold 10/pack

Part Number	Wire Leads
AU-19156	1/18ga.; 7"

Ford, cont'd

Internal Voltage Regulator



- Fits Ford Topaz, Tempo, Sable, Taurus & Escort '86

Part Number	Wire Leads
FPT-87-6249	1/14ga. & 2 / 20ga.; 9"

Heater & A/C Blower Switches



- Fits most Ford base numbers 1986 switches from 73 & up

Part Number	Wire Leads
FPT-83-5746	5/12ga.; 5" w/ butt conn.

Miscellaneous

I.H. Headlight Switch Repair



Part Number	Wire Leads
MC-16428-A	8/12ga.; 12"
Components	
2977645	Connector
2965143	Terminals

Ignition Key Start

- Used w/ Pollak switches



Part Number	Wire Leads
MC-16428-D	6/12ga.; 12"
Components	
2984017	Connector
2965143	Terminals

Heater Blower Switch

- Used on Ford, Mack, International & Kenworth



Part Number	Wire Leads
MC-16428-F	5/14ga.; 5"
Components	
12004327	Connector
2965142	Terminals

I.H. Headlight Switch Repair



Part Number	Wire Leads
MC-16428-G	5/14ga.; 12"
Components	
8911352	Connector
2962447	Terminals

Dodge Adapter

- Total length: 10" +/- 1/2"



Part Number	Wire Leads
TG-DODGEADP	1/10ga., 2/14ga., 4/16ga.

Fifth Wheel Harness

- Fits full size Ford & GM trucks '97 & up
- Total length: 8ft.



Part Number	Wire Leads
TG-6323-B	4/16ga., 1/10ga., 2/12ga.

Sealed Horn Replacement



Part Number	Wire Leads
DF-22036-A	2/16ga.; 8"
Components	
12052644	Connector
12048074	Terminals
15324973	Seal
12052634	TPA Lock

Terminal Supply has access to many other pigtails that aren't shown in this catalog. If you have a specific pigtail that isn't shown here, contact your local sales rep or customer service for more details.

Custom Harnesses

TSC

Manufacturing

A division of Terminal Supply Co. providing wire harness & cable solutions.




TSC Manufacturing can provide you with the highest quality alternative for all of your harness needs. Our versatility enables us to be competitive on everything from single piece prototypes builds to high volume production runs. Along with custom harnesses, we can offer you:

- Access to Terminal Supply Co.'s warehouse inventory of over 50,000 components
- Hard to find component stocking programs
- Rapid turnaround times & just in time delivery
- Design & prototype services

To get started with your custom order contact your local sales rep, or customer service at 800-989-9632

We've got it. We'll build it. We'll solve it.



Contents

	Incandescent Miniature Bulbs	218
---	-------------------------------------	------------

	Sealed Beams	227
--	---------------------	------------

	LED Miniature Bulbs	226
---	----------------------------	------------

	LED Headlamps	229
--	----------------------	------------

REFERENCE

TSC Brand Bulbs	218
Mean Spherical Candlepower (MSCP)	218
Sizing Your Lamp	222
Determining Amps, Volts & Watts	222
Miniature Bulb Shapes	225
Miniature Lamp Bases	225

Incandescent Miniature Bulbs

TSC Brand Bulbs

Terminal Supply is proud to stock premium miniature bulbs from leading manufacturers including G.E., Philips, Wagner & Osram Sylvania. We also stock a high quality TSC labeled brand on our most popular bulbs. The **TS** indicates that this bulb is available in our cost competitive line up. To order this option, just use a TS- prefix before the listed part number.

Mean Spherical Candlepower (MSCP)

MSCP is the generally accepted method of rating the total light output of miniature lamps. While candle power is a measure of the total amount of light given off from a light source in ONE direction, mean spherical candlepower is a measure of the total amount of light given off from a light source in ALL directions.

B-6 Bulbs: 3/4" (19mm) Diameter



Part Number	Application	Volts	Amps	MSCP	Base	Fig.
TS 105L	Auto interior, heavy duty	12.8	1	12	S.C. bayonet	A
TS 1003L	Auto interior	12.8	.94	15	S.C. bayonet	A
TS 1004L	Auto interior, marine	12.8	1	15	D.C. bayonet	B

T-2 Bulbs: 1/4" (6.8mm) Diameter



Part Number	Application	Volts	Amps	MSCP	Base
12-PSBL	Pilot	12	.17	2M EFC	Slide no. 5
24-PSBL	Pilot	28	.073	3M EFC	Slide no. 5
120-PSBL	Pilot	120	.025	1200 EFC	Slide no. 5

B-3 1/2 Bulbs: 7/16" (11mm) Diameter



Part Number	Application	Volts	Amps	MSCP	Base
PR-4L	2C cell flashlight	2.33	.27	.4	S.C. mini flanged
TS PR-2L	2D cell flashlight	2.38	.5	.8	S.C. mini flanged
KPR-102L	2 krypton cell flashlight	2.40	.7	1.3	S.C. mini flanged
PR-3L	3D cell flashlight	3.57	.5	1.5	S.C. mini flanged
KPR-103L	3 krypton cell flashlight	3.60	.75	2.7	S.C. mini flanged
PR-13L	4F cell hand lantern	4.75	.5	2.2	S.C. mini flanged
PR-12L	5D cell flashlight	5.95	.5	3.1	S.C. mini flanged
PR-18L	6D cell flashlight	7.20	.55	5.5	S.C. mini flanged

G-3 1/2 Bulbs: 7/16" (11mm) Diameter



Part Number	Application	Volts	Amps	MSCP	Base	Fig.
10L	Indicator	2.50	.5	.5	Bi-pin	A
51L	Indicator	7.50	.22	1	Mini bayonet	B
1449L	Toy Train	14.0	.2	2	Mini screw	C
TS 53L	Auto & indicator	14.4	.12	1	Mini bayonet	B
182L	Auto & indicator	14.4	.18	1	Mini bayonet	B
1445L	Auto	14.4	.135	.7	Mini bayonet	B
1450L	Indicator	24.0	.035	.23	Mini bayonet	B
265L	Indicator	28.0	.08	.75	Mini bayonet	B
TS 356L	Aircraft	28.0	.17	3.5	Mini bayonet	B

Incandescent Miniature Bulbs, cont'd

T-4 Bulbs: 1/2" (13mm) Diameter



Part Number	Application	Volts	Amps	MSCP	Base	Fig.
TS 795L	Halogen	12.8	3.91	108	S.C. bayonet	D
797L	Halogen	12.8	3.91	108	G7.1	B
1/A-50W	Light bars, halogen	12.8	3.91	108	Bi-pin	A
1987L	Aircraft, quartz halogen	28	5.36	24	D.C. bayonet	C

T-1 3/4 Bulbs: 3/16" (4.7mm) Diameter



Part Number	Application	Volts	Amps	MSCP	Base	Fig.
2721MFL	Auto	12	.1	.48	B8.5d	B
2752MFX	Instrument panel	12	.125	.48	BX8.5d	A
PC-74L		14	.1	.70	P8.25d	C

T-1 3/4 Bulbs: 7/8" (5.5mm) Diameter



Part Number	Application	Volts	Amps	MSCP	Base	Fig.
394L	Indicator	12	.04	.12	S.C. midget flanged	A
TS 37L	Auto	14	.09	.5	Sub mini wedge	B
TS 70L	Auto	14	.15	1.5	Sub mini wedge	B
TS 73L	Indicator	14	.08	.3	Sub mini wedge	B
TS 74L	Auto	14	.1	.7	Sub mini wedge	B
330L	Aircraft	14	.08	.5	S.C. midget flanged	A
382L	Indicator	14	.08	.3	S.C. midget flanged	A
85L	Indicator	28	.04	.3	Sub mini wedge	B

G-6 Bulbs: 3/4" (19mm) Diameter



Part Number	Application	Volts	Amps	MSCP	Base	Fig.
63L	Coin machine	7	.63	3	S.C. bayonet	A
TS 89L	Auto	13	.58	6	S.C. bayonet	A
90L	Auto & marine	13	.58	6	D.C. bayonet	B
98L	Auto heavy duty	13	.62	6	S.C. bayonet	A
TS 67L	Auto	13.5	.59	4	S.C. bayonet	A
TS 68L	Auto & marine	13.5	.59	4	D.C. bayonet	B
TS 97L	Auto heavy duty	13.5	.69	4	S.C. bayonet	A
1178L	Auto	13.5	.69	4	D.C. bayonet	B
TS 631L	Auto, 2 filament	14	.63	6	S.C. bayonet	A
TS 623L	Auto	28	.37	6	S.C. bayonet	A
624L	Auto & marine, 2 filament	28	.37	6	D.C. bayonet	B
1251L	Auto	28	.23	3	S.C. bayonet	A


Incandescent Miniature Bulbs, cont'd

T-3 1/4 Bulbs: 13/32" (10mm) Diameter



Part Number	Application	Volts	Amps	MSCP	Base	Fig.
285L	Signal	5	.09	.25	Wedge	A
TS 1850L	Signal	5	.09	.25	Mini bayonet	B
TS 755L	Indicator	6.3	.15	.33	Mini bayonet	B
259L	Radio, TV & indicator	6.3	.25	.65	Wedge	A
280L	Signal	10	.13	.85	Wedge	A
TS 1816L	Aircraft & auto	13	.33	3	Mini bayonet	B
TS 168L	Auto instrument	14	.35	3	Wedge	A
TS 193L	Heavy duty truck	14	.33	2	Wedge	A
TS 194L	Auto	14	.27	2	Wedge	A
TS 194NAL	Side marker-amber	14	.27	1.5	Wedge	A
658L	Indicator	14	.08	.31	Wedge	A
756L	Indicator	14	.08	.31	Mini bayonet	B
1815L	Indicator	14	.2	1.4	Mini bayonet	B
TS 1889L	Auto heavy duty	14	.27	2	Mini bayonet	B
TS 1893L	Auto heavy duty	14	.33	2	Mini bayonet	B
TS 1891L	Auto radio & indicator	14	.24	2	Mini bayonet	B
1892L	Auto	14.4	.12	.75	Mini bayonet	B
313L	Aircraft	28	.17	3.5	Mini bayonet	B
464L	Aircraft	28	.17	3	Wedge	A
757L	Indicator	28	.08	.62	Mini bayonet	B
TS 1819L	Aircraft & indicator	28	.04	3.4	Mini bayonet	B
TS 1864L	Aircraft	28	.17	3	Mini bayonet	B

G-4 1/2 Bulbs: 9/16" (14mm) Diameter



Part Number	Application	Volts	Amps	MSCP	Base	Fig.
55L	Instrument	7	.41	2	Mini bayonet	B
TS 57L	Auto & instrument	14	.24	2	Mini bayonet	B
258L	Flasher lamp	14	.27	1.6	Mini screw	A
293L	Auto & radio	14	.33	2	Mini bayonet	B
TS 1895L	Auto / truck marker	14	.27	2	Mini bayonet	B
456L	Instrument	28	.17	2	Mini bayonet	B

RP-11 Bulbs: 1-3/8" (35mm) Diameter



Part Number	Application	Volts	Amps	MSCP	Base	Fig.
1323L	Auto	6.2	4.13	32	S.C. prefocus	C
1134L	Auto	6.2	3.87	32	D.C. bayonet	B
1195L	Auto, nickel plated base	12.5	3	50	S.C. bayonet	A
1196L	Auto	12.5	3	50	D.C. bayonet	B
1054L	Marine	32	.74	32	D.C. bayonet	B

Incandescent Miniature Bulbs, cont'd


S-8 Bulbs: 1" (25mm) Diameter



	Part Number	Application	Volts	Amps	MSCP	Base	Fig.
	1154L	Auto	6.4/7	2.63/.75	21/3	D.C. index	C
	1295NAL	Auto signal-amber	12.5	3	37	S.C. bayonet	A
TS	93L	Auto	12.8	1.04	15	S.C. bayonet	A
	94L	Auto/marine	12.8	1.04	15	D.C. bayonet	B
TS	199L	HD truck signal	12.8	2.25	32	S.C. bayonet	A
	1073L	Auto	12.8	1.8	32	S.C. bayonet	A
TS	1076L	Auto	12.8	1.8	32	D.C. bayonet	B
TS	1141L	Auto	12.8	1.44	21	S.C. bayonet	A
	1142L	Auto	12.8	1.44	21	D.C. bayonet	B
TS	1156DCL	School bus stop arm	12.8	2.1	32	D.C. bayonet	B
TS	1156L	Auto/truck marker	12.8	2.1	32	S.C. bayonet	A
	1156NAL	Auto-amber	12.8	2.1	24	S.C. bayonet	A
	3156L	Auto	12.8	2.1	32	S.C. wedge	D
TS	198L	Truck stop/signal	12.8/14	2.25/.59	32/3	D.C. index	C
	1016L	Auto	12.8/14	1.34/.65	21/6	D.C. index	C
	1034L	Auto stop/tail/signal	12.8/14	1.8/.59	32/3	D.C. index	C
TS	1157L	Auto truck stop/signal	12.8/14	2.1/.59	32/3	D.C. index	C
TS	1157NAL	Auto signal/park-amber	12.8/14	2.1/.59	24/2.2	D.C. index	C
	1176L	Auto stop/tail/signal	12.8/14	1.34/.59	21/6	D.C. bayonet	B
TS	2057L	HD auto stop/signal	12.8/14	2.1/.49	32/2	D.C. index	C
	2057NAL	Auto/truck stop/signal-amber	12.8/14	2.1/.49	24/1.5	D.C. index	C
	2357NAL	Auto/truck stop/signal-amber	12.8/14	2.20/.59	30/2.2	D.C. index	C
TS	3057L	Auto park/tail/signal	12.8/14	2.1/.48	32/2.0	D.C. wedge	E
	3057NAL	Auto park/signal-amber	12.8/14	2.1/.48	24/1.5	D.C. wedge	E
TS	3157L	Auto park/signal	12.8/14	2.1/.59	32/3	D.C. wedge	E
	3157NAL	Auto park/signal-amber	12.8/14	2.1/.59	24/2.2	D.C. wedge	E
	3357L	HD auto stop/signal	12.8/14	2.23/.59	40/3	D.C. wedge	E
	3357NAL	Auto stop/park-amber	12.8/14	2.23/.59	30/2.2	D.C. wedge	E
	3457L	Auto stop/park-amber	12.8/14	2.23/.59	30/2.2	D.C. wedge	E
	4057KL	Auto park/signal, long life, Krypton filled	12.8/14	2.1/.48	32/2	D.C. Wedge	E
	4157LL	Auto park/signal, long life	12.8/14	2.23/.59	32/3	D.C. Wedge	E
	4157NALL	Auto park/signal-amber, long life	12.8/14	2.23/.59	24/2.2	D.C. Wedge	E
	305L	Aircraft	28	.51	15	S.C. bayonet	A
	307L	Aircraft	28	.67	21	S.C. bayonet	A
	308L	Aircraft	28	.67	21	D.C. bayonet	B
TS	1203L	Special service	28	.71	21	S.C. bayonet	A
	1638L	Marine, 2 filament	28	1.02	32	D.C. bayonet	B
	1662L	Aircraft, inverted filament	28	.93/.34	32/6	D.C. index	C
	1665L	Aircraft	28	.8	21	S.C. bayonet	A
TS	1683L	Auto	28	1.02	32	S.C. bayonet	A
	1692L	Marine	28	.61	15	D.C. bayonet	B
	1229L	Emergency lighting	40	.38	15	D.C. bayonet	B

Incandescent Miniature Bulbs, cont'd

T-2 1/4 Bulbs: 9/32" (7.5mm) Diameter



Part Number	Application	Volts	Amps	MSCP	Base	Fig.
786L	Maglite halogen	6	2	19	G-4 two pin	B
882L	Instrument halogen	12.8	.35	3.8	P.C. socket	A
TS 891L	Hi-mount stop halogen	12.8	.63	11	G-4 two pin	B
2040L	Auto light bar halogen	12.8	.625	10.5	Wedge	C

T-3 Bulbs: 3/8" (9.5mm) Diameter



Part Number	Application	Volts	Amps	MSCP	Base	Fig.
222L	AA cell flashlight	2.25	.25	12	Mini screw	B
TS 561L	Auto	12.8	.97	12	Rigid loop	C
TS 211-2L	Auto	12.8	.97	12	Mini cap	A
212-2L	Auto	13.5	.74	6	Mini cap	A
562L	Auto	13.5	.74	6	Rigid loop	C

T-4 3/4 Bulbs: 19/32" (15.2mm) Diameter



Part Number	Application	Volts	Amps	MSCP	Base
577L	Auto	12.8	1.4	21	Double end cap

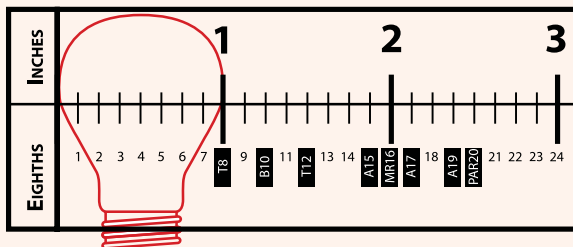
T-5 Bulbs: 5/8" (16mm) Diameter



Part Number	Application	Volts	Amps	MSCP	Base
915L	Emergency lighting	12	.75	11	Wedge
917L	Auto	12	1.2	10	Wedge
TS 912L	Auto heavy duty	12.8	1	12	Wedge
TS 921L	Auto heavy duty	12.8	1.4	21	Wedge
922L	Auto heavy duty	12.8	.98	15	Wedge
TS 906L	Auto heavy duty	13	.69	6	Wedge
TS 904L	Auto	13.5	.69	4	Wedge
TS 916L	Auto	13.5	.54	2	Wedge

Sizing Your Lamp

Maximum overall diameter is given in eighths of an inch (or 3.2mm). For example: a T-5 bulb is 5/8" (16mm) in diameter at its maximum dimension.



Terminal Supply Co. stocks over 800 varieties of miniature bulbs. If the lamp that you're looking for is not pictured, give us a call & we'll find exactly what you need.

Determining Amps, Volts & Watts

Voltage & wattage can generally be found stamped on the base of the lamp. If only given amps, remember this conversion:

$$\text{Amps} \times \text{Volts} = \text{Watts}$$

Incandescent Miniature Bulbs, cont'd

800 Series Bulbs



Part Number	Application	Volts	Watts	Life Hours	Base	Fig.
880L	Auto fog	12.8	27	300	Axial prefocus	A
TS 881L	Auto fog	12.8	27	300	Right angle prefocus	B
885L	Auto fog	12.8	50	200	Axial prefocus	A
TS 886L	Auto fog	12.8	50	200	Right angle prefocus	B
889L	Auto signal halogen	12.8	27	300	Right angle plastic	B
TS 890L	Auto signal halogen	12.8	27	300	Axial plastic	A
TS 893L	Auto fog	12.8	37.5	200	Axial plastic prefocus	A
TS 894L	Tractor	12.8	37.5	200	Right angle prefocus	B
896L	Auto fog	12.8	37.5	200	Right angle prefocus	B

Halogen Headlamp Bulbs



Part Number	Application	Volts	Watts	Life Hours	Base	Fig.
9003L	Auto halogen, hi/lo (HB2)	12/12	60/55	150/320	Axial prefocus	A
9003LL	Auto halogen, hi/lo, long life (HB2)	12/12	60/55	150/800	Axial prefocus	A
BP9003BLX	Auto halogen, hi/lo w/ xenon (HB2)	12/12	60/55	150/300	Axial prefocus	A
TS 9005L	Auto halogen, high beam (HB3)	12.8	65	150	Right angle prefocus	B
9005LL	Auto halogen, high beam, long life (HB3)	12.8	65	320	Right angle prefocus	B
BP9005BLX	Auto halogen, high beam w/ xenon (HB3)	12.8	65	300	Right angle prefocus	B
9005BKL	Auto halogen, high beam w/ xenon, blue (HB3)	12.8	65	300	Right angle prefocus	B
9005XSLL	Auto halogen, high beam, long life (HB3A)	12.8	65	700	Straight	D
TS 9006L	Auto halogen, low beam (HB4)	12.8	55	500	Right angle prefocus	C
9006LL	Auto halogen, low beam, long life (HB4)	12.8	55	1100	Right angle prefocus	C
BP9006BLX	Auto halogen, low beam w/ xenon (HB4)	12.8	55	890	Right angle prefocus	C
9006XSLL	Auto halogen, low beam, long life (HB4A)	12.8	55	2000	Straight	D
TS 9004L	Auto halogen, hi/lo (HB1)	12.8/12.8	65/45	150/320	Axial prefocus	E
9004LL	Auto halogen, hi/lo, long life (HB1)	12.8/12.8	65/45	250/850	Axial prefocus	E
BP9004BLX	Auto halogen, hi/lo w/ xenon (HB1)	12.8/12.8	65/45	200/800	Axial prefocus	E
9004BKL	Auto halogen, high beam w/ xenon, blue (HB1)	12.8/12.8	65/45	150/320	Axial prefocus	E
TS 9007L	Auto halogen, hi/lo (HB5)	12.8/12.8	65/55	200/500	Axial prefocus	F
9007LL	Auto halogen, hi/lo, long life (HB5)	12.8/12.8	65/55	200/1500	Axial prefocus	F
BP9007BLX	Auto halogen, hi/lo w/ xenon (HB5)	12.8/12.8	65/55	200/800	Axial prefocus	F
H835L	Auto halogen (H8)	13.2	35	320	Right angle prefocus	G
H965L	Auto halogen (H9)	13.2	65	120	Right angle prefocus	H
H1042L	Auto halogen (H10)	13.2	42	775	Right angle prefocus	I
H1155L	Auto halogen (H11)	13.2	55	550	Right angle prefocus	G
H1253L	Auto halogen (H12)	13.2	53	950	Right angle prefocus	I
H9008L	Auto halogen (H13)	13.2	65/55	300/900	Axial prefocus	J

Incandescent Miniature Bulbs, cont'd

G4 Bulbs



Part Number	Application	Volts	Watts	MSCP	Life Hours	Base
12345L	Auto halogen	12	20	550	100	Bi-Pin

H1 Bulbs



Part Number	Application	Volts	Watts	MSCP	Life Hours	Base
12258L	Auto halogen	12	55	1550	150	P14.5S
12454L	Auto halogen	12	100	2800	150	P14.5S
64150L	Auto halogen	12	55	129	225	P14.5S
HE-78110	Auto halogen	12	100	217	50	P14.5S
HE-78115	Auto halogen	24	70	158	225	P14.5S

H2 Bulbs



Part Number	Application	Volts	Watts	MSCP	Life Hours	Base
12311L	Auto halogen	12	55	1800	150	X511
12507L	Auto halogen	12	100	3000	150	X511

H3 Bulbs



Part Number	Application	Volts	Watts	MSCP	Life Hours	Base
12336L	Auto halogen	12	55	1450	150	PK22S
12455L	Auto halogen	12	100	2350	150	PK22S
13336L	Auto halogen	24	70	1750	150	PK22S

H4 Bulbs



Part Number	Application	Volts	Watts	MSCP	Life Hours	Base
12342L	Auto halogen	12	60 / 55	1650 / 1600	100 / 200	P43T-38
12569L	Auto halogen	12	130 / 90	175 / 135	100 / 200	P43T-38
78158L	Auto halogen	12	100 / 55	191 / 80	100 / 200	P43T-38
78159L	Auto halogen	12	100 / 80	175 / 135	100 / 200	P43T-38
78160L	Auto halogen	24	75 / 70	1900 / 1200	75 / 150	P43T-38

H7 Bulbs



Part Number	Application	Volts	Watts	MSCP	Life Hours	Base
78175L	Auto halogen	12	55	120	320	PX26D
78100L	Auto halogen	24	70	80	120	PX26D

Incandescent Miniature Bulbs, cont'd

The blue OEM replacement bulbs are 100% street legal & meet/exceed all light output, color & glare requirements for everyday use. They're tested to meet National Highway Safety Administration Federal Motor Vehicle Safety Standards.

Miniature Bulb Shapes

"Bulb" refers to the glass portion of the lamp. Refer to the diagram below for common bulb shape.

Double Ended Quartz Halogen Bulbs



Part Number	Application	Volts	Watts	MOL inches/mm	Lumens	Life Hours	Base
Q150T3/CL	Halogen work lamp	120	150	4.69/119.1	2200	2000	Recessed Single Contact
Q250T3/CL		120	250	4.69/119.1	3500		
Q300T3/CL		120	300	4.69/119.1	4800		
Q500T3/CL		120	500	4.69/119.1	10000		
Q1500T3/CL		240	1500	10.06/255.6	32000		

Linear Fluorescent Bulbs



Part Number	Application	Watts	MOL inches/mm	Lumens	Life Hours	Base
F8T5/CW	Cool white, preheat	8	12/305	400	7500	Mini bi-pin
F13T5/CW		13	21/533	850		Mini bi-pin
F15T8/CW		15	18/457	825		Medium bi-pin

Miniature Lamp Bases

Bases provide electrical contact to the lamp & support the lamp in the fixture, in most cases. For miniature & sub-miniature lamps, bayonet or wedge base types are generally preferred over screw types when vibration is present. In addition, wedge bases reduce socket size & complexity. Flanged or collared types are associated with requirements for filament location.

LED Miniature Bulbs

S-8 LED Bulbs: 1" (25mm) Diameter

- Ideal for off-road use, construction equipment & industrial applications. ***Not intended for street use**
- Provides superior light output
- Shock & vibration resistant, no filament to damage
- Low heat generation, will not damage lamp lens
- 20,000+ life hours
- Rated: 12 - 14 volts; .01 amps

Red Part Number	Amber Part Number	White Part Number	Base	Replaces	Fig.
1156-LED-RED	1156-LED-AMB	1156-LED-WHT	S.C. bayonet	1156L	A
1157-LED-RED	1157-LED-AMB	1157-LED-WHT	D.C. index	1157L	B
3156-LED-RED	3156-LED-AMB	3156-LED-WHT	S.C. wedge	3156L	C
3157-LED-RED	3157-LED-AMB	3157-LED-WHT	D.C. wedge	3157L	D
N/A	HS-84180-AMB	HS-84180-WHT	S.C. bayonet	1156L	E
N/A	HS-84181-AMB	HS-84181-WHT	D.C. index	1157L	F
N/A	HS-84182-AMB	HS-84182-WHT	S.C. wedge	3156L	G
N/A	HS-84183-AMB	HS-84183-WHT	D.C. wedge	3157L	H

Pigtails for these bulbs are located in our pigtail section starting on page 207.

T-3 1/4 LED Bulbs: 13/32" (10mm) Diameter



Red Part Number	Color	Milliamps	Volts	Luminous Flux	Average Life Hours	Base	Replaces	Fig.
194-LED-RED	Red	30	12	1.54	100,000	Wedge	158L, 159L, 161L, 168L, 184L, 193L, 194L, 658L	A
194-LED-AMB	Amber							
194-LED-WHT	White							
194-LED-WW	Warm White							
194-LED-BLU	Blue							
194-LED-GRN	Green							
1893-LED-RED	Red	30	12	1.85	100,000	Miniature Bayonet	53L, 57L, 182L, 293L, 756L, 1445L, 1488L, 1815L, 1816L, 1889L, 1891L, 1893L, 1895L	B
1893-LED-AMB	Amber							
1893-LED-WHT	White							
1893-LED-WW	Warm White							
1446-LED-RED	Red	30	12.8	0.88	100,000	Miniature Screw	52L, 258L, 428L, 1446L, 1449L, 1487L	C
1446-LED-AMB	Amber							
1446-LED-WHT	White							
1446-LED-WW	Warm White							
1446-LED-BLU	Blue							
1446-LED-GRN	Green							

LED Miniature Bulbs, cont'd

T-1 3/4 LED Bulbs: 3/16" (4.7mm) Diameter



Red Part Number	Color	Milliamps	Volts	Luminous Flux	Average Life Hours	Base	Replaces
37-LED-RED	Red	20	12.8	1.00	100,000	Wedge	18L, 37L, 70L, 73L, 74L
37-LED-AMB	Amber						
37-LED-WHT	White						
37-LED-WW	Warm White						
37-LED-BLU	Blue						
37-LED-GRN	Green						

Sealed Beams



Par - 36: 4.5" (114mm) Diameter

Part Number	Application	Volts	Design Watts	Candle Power	Life Hours	Base
4405	Spot	12.8	30	50,000	100	Screw terminals
4406	Tractor, flood	12.8	35	600	300	Screw terminals
4411	Auto, tractor	12.8	35	3,000	300	Screw terminals
4411-1	Auto, tractor	12.8	35	3,000	300	Slip-on & screw terminals
4411-1-LED	Auto, tractor, LED	10-30	30	-	>30,000	Slip-on terminals
4414	Auto signal	12.8	18	1,400	300	Screw terminals
4415	Auto fog	12.8	35	9,000	300	Screw terminals
4415A	Auto fog - amber	12.8	35	7,000	300	Screw terminals
4416	Auto spot	12.8	30	35,000	300	Screw terminals
4466	Tractor	12.8	60	1,000	300	Screw terminals
7400	Rotating beacon	12.8	35	33,000	300	Slip-on terminals
H-7600	Halogen rotating beacon	12.8	37.5	60,000	300	Screw terminals

Sealed Beams, cont'd

Par - 36: 4.5" (114mm) Diameter

Part Number	Application	Volts	Design Watts	Candle Power	Life Hours	Base
H-7604	Halogen spot	12.8	50	100,000	100	Screw terminals
H-7610	Halogen tractor	12.8	50	5,200	400	Screw terminals
H-7616	Halogen spot	12.8	37.5	70,000	300	Screw terminals
4509	Aircraft landing spot lamp	13	100	110,000	25	Screw terminals
4502	Auto headlamp military	28	50	10,000	400	Screw terminals
4505	Aircraft navigation	28	50	45,000	400	Screw terminals
4752	CIM flood spot	28	60	2,000	800	Screw terminals
4350	Electric truck work light	36	60	2,100	400	Slip-on terminals

Par - 46: 5.75" (146mm) Diameter

Part Number	Application	Volts	Design Watts	Candle Power	Life Hours	Base
4412	Auto fog	12.8	35	11,000	300	Screw terminals
4412A	Auto fog - amber	12.8	35	8,800	300	Screw terminals
4419	Tractor	12.8	35	1,600	300	Screw terminals
4435	Spot	12.8	30	75,000	100	Screw terminals
4436	Spot	12.8	35	60,000	300	Screw terminals
H-5001	Halogen high beam	12.8	50	50,000	200	2 contact lugs
H-7635	Halogen spot	12.8	50	160,000	100	Screw terminals
H-5006	Halogen hi/lo	12.8/12.8	35/35	15,000/25,000	200/320	3 contact lugs
4421	Auto special service	13	100	23,000	300	Slip-on terminals
4571	Flood, special service	28	150	7,000	300	Screw terminals
4578	CIM flood	28	60	1,600	800	2 contact lugs
4579	Machinery headlamp hi/lo	28/28	80/60	24,000/11,000	400/400	3 contact lugs
4880	CIM headlamp	28	60	6,000	800	2 contact lugs

Par - 56: 7" (178mm) Diameter

Part Number	Application	Volts	Design Watts	Candle Power	Life Hours	Base
H-6024	Halogen headlamp hi/lo	12.8/12.8	65/35	35,000/27,000	150/320	3 contact lugs
H-6024BL	Brightlite halogen headlamp hi/lo	12.8/12.8	65/55	28,000/24,000	150/450	3 contact lugs

Rec - 48: 5.9" x 3.6" (150mm x 92mm)

Part Number	Application	Volts	Design Watts	Candle Power	Life Hours	Base
H-9406	Halogen headlamp hi/lo	12.8	50	1,350	400	2 right angle lugs
H-9411	Halogen tractor trapezoidal	12.8	50	5,400	400	2 right angle lugs
H-9421	Halogen headlamp hi/lo	12.8	50	4,000	200	2 right angle lugs

Sealed Beams, cont'd

Rec - 58: 6.5" x 3.9" (165mm x 100mm)

Part Number	Application	Volts	Design Watts	Candle Power	Life Hours	Base
H-4651	Halogen headlamp high beam	12.8	50	55,000	200	2 contact lugs
H-4656	Halogen headlamp hi/lo	12.8/12.8	35/35	25,000/15,000	320/200	3 contact lugs
H-6545	Halogen headlamp hi/lo	12.8/12.8	65/45	35,000/25,000	150/450	3 contact lugs
H-6545BL	Headlamp hi/lo w/ Xenon	12.8/12.8	65/55	28,000/24,000	150/450	3 contact lugs
H-4656BL	Headlamp hi/lo w/ Xenon	12.8/12.8	55/40	26,000/15,000	150/450	3 contact lugs
4921-1	Auto truck special service	13	100	25,000	300	Slip-on terminals

Rec - 68: 7.9" x 5.6" (200mm x 142mm)

Part Number	Application	Volts	Design Watts	Candle Power	Life Hours	Base
6052	Headlamp type 2B1 hi/lo	12.8/12.8	65/55	35,000/30,000	150/320	3 contact lugs
H-6054	Halogen headlamp hi/lo	12.8/12.8	65/35	40,000/35,000	150/320	3 contact lugs
H-6054BL	Headlamp hi/lo w/ Xenon	12.8/12.8	65/55	28,000/27,000	150/450	3 contact lugs

LED Headlamps

7" Round



- Exceeds FMVSS-108 & CMVSS-108 requirements for high beam & low beam performance
- Military grade die-cast aluminum housing, non-yellowing polycarbonate lens & epoxy sealed electronics
- Call customer service for amperage details

Part Number	Description	Diodes	Volts	Amps	Base
TL-27270C	High/low beam	2	12-24	2.95 / 1.45	3 blade pigtail

7" Round w/"Halo" Ring Lights



- Polycarbonate lens, aluminum die cast housing
- IP67 waterproof rating
- Includes auxiliary outer "halo" ring lights
- Offers longer life than comparable Par 56, 178mm lamps

Part Number	Description	Diodes	Volts	Amps	Base
TS-TLED-H3	High/low beam	9	12-24	2.81/1.4	3 blade terminals

4" x 6" Rectangular - Economy Grade



- Approved for off road use only
- Polycarbonate lens, aluminum die cast housing
- IP67 waterproof rating
- Offers longer life than comparable Rec 58, 165mm x 100mm lamps

Part Number	Description	Diodes	Lumen	Volts	Amps	Base
TA-TLED-H71	High/low beam	15	3000/1500	12-24	2.6/.87	3 blade terminals

LED Headlamps, cont'd

4" x 6" Rectangular - Standard Grade



- D.O.T. Approved
- Polycarbonate lens, aluminum diecast housing
- IP67 waterproof rating
- Includes H4 headlight extension plug, part # TA-TPIG-H1
- Offers longer life than comparable Rec 58, 165mm x 100mm lamps

Part Number	Description	Diodes	Lumen	Volts	Amps	Base
TA-TLED-H2	Low beam	2	1100	12-24	0.7	3 blade terminals
TA-TLED-H1	High beam	2	1700	12-24	0.8	

4" x 6" Rectangular - Premium Grade



- D.O.T. Approved
- Polycarbonate lens, aluminum alloy housing
- IP67 waterproof rating
- Offers longer life than comparable Rec 58, 165mm x 100mm lamps

Part Number	Description	Diodes	Lumen	Volts	Amps	Base
TA-TLED-H6	Low beam - chrome	3	850	6-24	2.3	3 blade terminals
TA-TLED-H7	High beam - chrome	3	1150	12-24	2.3	
TA-TLED-H8	Low beam - chrome	7	2400	12-24	1.95	
TA-TLED-H73	Low beam - black	3	850	6-24	2.3	
TA-TLED-H75	High beam - black	3	1150	12-24	2.3	

4.2" x 6.6" Rectangular - High Performance



- Wider beam for increased road coverage & up close illumination
- Polycarbonate lens, Maxx-Shield coating
- Mechanical aiming pads
- Offers longer life than comparable Rec 58, 165mm x 100mm lamps

Part Number	Description	Diodes	Lumen	Volts	Amps	Base	Fig
MX-VHL-4X6LO	Low beam	1	400	12/24	1.1 / .6	3 pin pigtail	A
MX-VHL-4X6HI	High beam	1	400	12/24	1.2 / .7		A
MX-VHL-4X6DRL	Low beam/DRL	5	400	12/24	1.1 / .6		B

5" x 7" Rectangular w/"Halo" Ring Lights



- Polycarbonate lens, aluminum die cast housing
- IP67 waterproof rating
- Includes auxiliary outer "halo" ring lights
- Offers longer life than comparable Rec 58, 165mm x 100mm lamps

Part Number	Description	Diodes	Lumen	Volts	Amps	Base
TS-TLED-H4	High/low beam	7	1200/1200	12-24	3.45	3 blade terminals

Contents



Work Lighting	232
LED Work Lighting	232
Incandescent & Halogen Work Lighting	235



Forward Lighting	236
LED Snow Plow Lighting	236
Incandescent Snow Plow Lighting	236
Spotlights	237
Searchlights	237

Work Lighting

LED Work Lighting

Grote Trilliant® Mini LED WhiteLight™ Work Lamp



- Features: polycarbonate hard-coated lens, black die cast housing, color temp gives natural contrast, reducing eye strain
- 3/8"-16 x 1" mounting stud

Flood Part Number	Trapezoid Part Number	Description	Rated	Diodes	Lumen
GR-63611	GR-63621	5.84" x 3.63" lamp	12V; 1.6A	6	700
GR-63741	GR-63751		24V; 0.8A	6	700

Maxxima Heavy Duty Work Lamps



- Features: aluminum black powder coated housing & stainless steel mounting bracket
- 5/16" stud for mounting
- Rated: 12.8V; 1.24A

Part Number	Description	Rated	Diodes	Lumen
MX-MWL-01B	4.5" dia. round lamp	12.8V; 1.24A	6	550
MX-MWL-04	4" x 6" rectangular lamp		6	400
MX-MWL-05SP	3.9" x 6.3" rectangular lamp		6	1200

ECCO LED Flood Beam Work Lamps



- Features: Aluminum heatsink housing, steel mounting bracket
- Single bolt mounting

Part Number	Description	Rated	Diodes	Raw Lumen	Fig.
EC-E92004	4.57" dia. lamp	12-24V; 0.6A	6	700	A
EC-E92006	4.33" lamp	12-24V; 1.3A	9	1450	B
EC-E92007	4.33" lamp	12-24V; 0.7A	5	750	C
EC-E92013	4.96" dia. lamp	12-24V; 0.9A	6	675	D
EC-EW2471	3.3" lamp	12-24V; 1.2A	5	775	E
EC-EW2102	4.3" lamp	12-24V; 2.6A	8	2000	F
EC-EW2411	4.4" lamp	12-24V; 1.2A	6	1000	G

Rigid Industries Ignite Surface Mount LED Lamps



- Features: lightweight housing, mounting bracket mates with any Go-Pro style mounts
- Size: 1.4" x 1.4" x 2"

Part Number	Description	Rated	Diodes	Raw Lumen
RG-20511	Spot beam	6-28V; .85A	1	1000
RG-20521	Flood beam	6-28V; .85A	1	1000

LED Work Lighting, cont'd

Rigid Industries Dually LED Lamps



- Features: aluminum powder coated housing, lexan lens, plug & play wiring harness w/ switch & sealed connector part # DT04-2P for an easy watertight connection
- Size: 3.2"W x 3.2"D

Part Number	Description	Rated	Diodes	Raw Lumen	Fig.
RG-DUALLYFLDW	Flood lamp				A
RG-DUALLYDFLDW	Diffuse flood lamp	10-50V; 1.1A	4	1568	B
RG-DUALLYSPTW	Spot lamp				C

Rigid Industries D2 HD Wide Beam LED Lamps



- Features: cast aluminum housing, polycarbonate lens, plug & play wiring harness w/ switch & sealed connector & hardware
- Comes in a set of two lamps

Part Number	Description	Rated	Diodes	Raw Lumen
RG-D2DW2	3" square flood lamps	9-36V; 2.4A	6	6192

Trux Accessories Mini LED Work Lamps



- Features: diecast aluminum housing, polycarbonate lens & stainless steel mounting bracket

Part Number	Description	Rated	Diodes	Raw Lumen
TA-TLED-U33	3" square flood lamp	10-30V; .69A	5	1260
TA-TLED-U34	3" round flood lamp	10-30V; .69A	5	1260
TA-TLED-U32	3" square spot lamp	10-30V; .86A	5	1260
TA-TLED-U35	3" round spot lamp	10-30V; .86A	5	1260

Hella LED Flood Work Lamps



- Features: diecast aluminum housing, polycarbonate lens & stainless steel mounting bracket

Part Number	Description	Rated	Diodes	Raw Lumen
HE-5RD2.0-LED	4.4" round lamp	9-33V; 1.04A	14	2000
HE-4SQ2.0-LED	4.2" square lamp		16	2000

LED Flood Work Lamps



- Features: diecast aluminum housing, polycarbonate lens, removable handle & adjustable mounting brack

Part Number	Description	Rated	Diodes	Raw Lumen
TS-LEDWL-60R	6.3" round lamp	9-36V; 5A	6	5370

LED Work Lighting, cont'd

Trux Accessories LED Mini Light Bar



- Features: diecast aluminum housing, polycarbonate lens & stainless steel mounting bracket

Part Number	Description	Rated	Diodes	Raw Lumen
TA-TLED-U98	6.2" flood light bar	1.8A @ 12V .88A @ 24V	6	1600

Hella LED Mini Light Bars



- Features: diecast aluminum housing, polycarbonate lens & stainless steel mounting bracket

Part Number	Description	Rated	Diodes	Raw Lumen	Fig.
HE-357203001	6.2" flood light bar - black	10-30V	6	1000	A
HE-357203051	6.2" flood light bar - white		6	1000	A
HE-357203031	7.6" flush mount flood light bar - blk		6	1000	B
HE-357203011	6.2" spot light bar - black		6	1000	C

ECCO LED Utility Light Bars



- Features: high intensity beam, aluminum heatsink housing, polycarbonate lens & choice of permanent or adjustable mounting brackets

Part Number	Description	Amps	Diodes	Raw Lumen
EC-EW3108-F	8" single row flood light bar	12-24V; 1.9A	6	1100
EC-EW3208-F	8" double row flood light bar	12-24V; 3.8	12	2150
EC-EW3208-S	8" double row spot light bar		12	2475

Rigid Industries LED Utility Light Bars



- Features: 100% optically clear - AR1 coated polycarbonate lens
- Rated: 9-36V

Part Number	Description	Amps	Diodes	Raw Lumen
RG-RGDL04E	4" flood light bar	2.17	8	3000
RG-RGDL04P	4" spot light bar		8	3000
RG-RGDL06E	6" flood light bar	3.26	12	4500
RG-RGDL06ED	6" flood light bar w/ 60° diffusion film		12	4500
RG-RGDL06P	6" spot light bar		12	4500
RG-RGDL10E	10" flood light bar	4.71	20	5740

LED Work Lighting, cont'd

Optronics LED Utility Spot/Flood Light Bar



- Features: heavy duty aluminum housing & polycarbonate lens
- 16ga., 14" lead & ground wire
- IP65 rated for dust & water resistance
- Rated: 12-24VDC

Part Number	Description	Amps	Diodes	Raw Lumen Spot / Flood
OT-UCL23CB	7.25" long spot/flood light bar	3.0	12	2520/1550
OT-UCL21CB	13.58" long spot/flood light bar	4.0	24	5000/2700
OT-UCL20CB	21.26" long spot/flood light bar	6.8	40	7500/4521
OT-UCL22CB	33" spot/flood light bar	9.8	60	12600/6777
OT-BK-20BB	Mounting bracket for all light bars pictured (sold separately)			

Rechargeable Flood Work Lights



- Features: aluminum heatsink housing, polycarbonate lens & magnetic base
- Includes a USB charging cable
- Three operating modes

Part Number	Color	Size	Rated	Diodes	Raw Lumen
EC-EW2461	Black	4.5"W x 9.1"H x 3.9"D	12-24V; 3.2A	6	650
EC-EW2461-CAMO	Camo				

Incandescent & Halogen Work Lighting

Rubber Auxiliary

- Weather sealed rubber housing protects against shock, vibration, rust & corrosion
- Size: 4-3/4" dia. x 3" depth
- Mounts w/ 5/16" stud & adjustable bracket



Part Number	Type	Rated
TS-620W	Sealed beam	12 volt / 35 watt
TS-620-HD	Halogen, H3	12 volt / 55 watt
4411-1	Replacement sealed beam	
4411-1-LED	Replacement LED sealed beam	
12336L	Replacement halogen bulb	

4" x 6" Halogen Wide Flood

- Heavy duty off road work lamp is shock, vibration, rust & corrosion resistant
- Zinc plated steel mounting bracket



Part Number	Type	Rated
SW-71898-11	Halogen sealed beam	12 volt / 50 watt
SW-72540-11	Halogen sealed beam	24 volt / 60 watt
SW-71017-11	Replacement 12V sealed beam	
SW-72541-11	Replacement 24V sealed beam	

3" x 5" Halogen Wide Flood



- Heavy duty off road lamp is shock, vibration, rust & corrosion resistant
- Zinc plated steel mounting bracket

Part Number	Type	Rated
SW-73761-11	Halogen sealed beam	12 volt / 50 watt
SW-72408-11	Replacement sealed beam	

Forward Lighting

LED Snow Plow Lighting

Truck-Lite LED Snow Plow Kit



- Black powder-coated, diecast aluminum alloy housing & tempered glass lens w/ polycarbonate reflector optics
- Hard wired lamps with fully encapsulated electronics to protect from corrosion & moisture
- Kit includes: 2 headlamp/pedestal lamp assemblies & wiring harness

Part Number	Description	Rated	Diodes
TL-80880	7" Round Lamp Kit	12-24V; 3.6/1.8A	23
TL-80875	5" x 7" Rectangular Lamp Kit	12-24V; 3.6/1.8A	23
TL-80990	7" Round Heated Lamp Kit	12-24V; 3.6/2.1A	23

ECCO LED Snow Plow Kit



- Polycarbonate lens, diecast aluminum housing, metalized reflector
- Snow-melt & anti-icing system
- Dual options for bottom & back mounting
- Indicator lamp can be mounted to the top, left or right sides of headlamp
- Kit includes: 2 headlamp/indicator lamp assemblies & wiring harness

Part Number	Description	Rated
EC-EW4010	6" Square Heated Lamp Kit	12-24V; 3.2/1.6A

Incandescent Snow Plow Lighting

Truck-Lite Universal Snow Plow Kit

- High impact polycarbonate & steel construction



- Mounts on one 1/2"-13 stud
- One piece harness runs from switch to front of vehicle

Part Number	Description
TL-80800	Kit: 2 - hi/lo halogen headlamps w/ integrated park/turn lamps, switch, HD flasher, wiring harness & hardware
H-6545BL	Replacement sealed beam
1157L	Replacement park/turn bulb

Truck-Lite Economy Snow Plow / ATL Kit

- High impact polycarbonate & steel construction



- Two vehicle harnesses run from lamps & attach w/ twist type connections
- Mounts on one 1/2"-13 stud

Part Number	Description
TL-80888	Kit: 2 - hi/lo halogen headlamps w/ integrated park/turn lamps, switch, 2 wiring harnesses & hardware
H-6545BL	Replacement sealed beam
1157L	Replacement park/turn bulb

Spotlights

Handheld LED Spotlights



- Features: aluminum array housing with rugged plastic handle, polycarbonate lens
- Inner lens effectively focuses light into a concentrated spot beam
- Booted power switch on handle
- Size: 4-3/4" dia. x 6-1/2"L

Part Number	Description	Rated	Diodes	Lumen
TS-HHSL-C	Corded w/ accessory plug	12V; 2.5A	9	2000
TS-HHSL-R	Rechargeable w/ AC wall & DC car chargers	12V; 2.6A	9	2000

Searchlights

Golight LED Searchlight



- UV ray & salt water resistant
- 370° rotation & 135° tilt
- 550,000 candle power
- 3.5 amps @ 13.8V

Part Number	Mount	Color	Includes	Unit Size
GL-30005ST	Portable	White	1 wireless handheld remote, attached magnetic base, 15' cord w/ 12VDC plug	7"x7"x8"
GL-30515ST	Portable	Black		

Golight High Intensity Searchlight



- UV ray & salt water resistant
- 370° rotation & 135° tilt
- 550,000 candle power
- 8 amps @ 13.8V

Part Number	Mount	Color	Includes	Unit Size
GL-30004ST	Portable	White	1 wireless handheld remote, stainless steel mounting bracket	7"x7"x6.5"
GL-30514ST	Portable	Black		

Golight Halogen Searchlight



- UV ray & salt water resistant
- 370° rotation & 135° tilt
- 400,000 candle power
- 5.5 amps @ 13.8V

Part Number	Mount	Color	Includes	Unit Size
GL-7901ST	Portable	White	1 wireless handheld remote, Suction cup/magnet mount shoe, 15' cord w/ 12VDC plug	7"x7"x8"
GL-7951ST	Portable	Black		
GL-2000ST	Permanent	White	1 wireless handheld remote, mounting hardware & rockguard	7"x7"x6.5"
GL-2051ST	Permanent	Black		
GL-2007ST	Permanent	White	1 wireless handheld remote, 1 wireless dash mount, mounting hardware & rockguard	7"x7"x6.5"
GL-2057ST	Permanent	Black		



Terminal Supply Co. is a full line work & forward lighting distributor. If you don't see what you need here, just ask us, we'll find it for you.

Contents



Tractor / Trailer Connectors, Coiled Cables & Accessories **240**

Die Cast Lift Gate	240
4-Way Die Cast	240
6-Way Die Cast	241
7-Way Die Cast	241
7-Way Glass Filled Nylon	242
7-Way RV	243
13-Way Glass Filled Nylon	244
Truck Connector & Coiled Cable Acc.	244

Molded Trailer Connectors **245**

Circuit Testers **247**

Adapters **248**

Trailer Plug Adapters	248
Electrical Adapters	249
12 Volt Adapters	249

Tractor / Trailer Cleaning Brushes **250**



Junction Boxes **250**



Brake Coils & Gladhand Products **251**

Brake Coils	251
Gladhand Products	251



Heavy Duty Tarp Straps **252**

Ratchet Straps **252**



DC Hourmeters **252**



Electronic Brake Controls **253**



Cameras **254**



Snow Plow Markers **254**

Dash Fans **254**

Truck Mirrors **255**

Document Holders **255**

License Plate Brackets **256**

Wheel Chocks **256**

REFERENCE

Wire Code for 4-Way Connectors	240
Wire Code for 7-Way Connectors	241
Wire Code for 6-Way Connectors	241
Wire Code for 7-Way RV Connectors	243

Tractor / Trailer Connectors, Coiled Cables & Accessories

Die Cast Liftgate

1-Way & 2-Way Heavy Duty

- Rated: 300 amps
- Zinc die cast body is corrosion resistant
- Accepts 4-6ga. cable



Description	Part Number		
	1-Way	2-Way (Vert)	2-Way (Horiz)
Receptacle	TS-SPS	TS-DPS-V	TS-DPS
Plug	TS-SPP	TS-DPP-V	TS-DPP

Pins in the 2-Way Horizontal connectors are located in the 3 & 9 o'clock positions, pins in the 2-Way Vertical connectors are located in the 12 & 6 o'clock positions.

1-Way & 2-Way Coils

- For liftgate & remote battery applications
- 4ga. copper cable
- Cable ends include terminal lugs for a return ground cable
- 100 amp continuous / 200 amp intermittent capacity
- Temp rating: -40°F to 140°F




1-Way	Part Number		Work Length
	2-Way (Vert)	2-Way (Horiz)	
LGC-15	LGC-15-DP-V	LGC-15-DP	15ft.

4-Way Die Cast

Heavy Duty

- Rated: 12-24 volt; 35 amp
- Zinc die cast body w/ engineering grade plastic insert & split brass contacts



Description	Part Number				Fig.
	Cole Hersee	Phillips	Pollak	Tramec	
Receptacle	CH-1232	15-400	11-404	38494	A
Recept, w/ exposed screw terminals	CH-1257	N/A	N/A	N/A	A
Plug w/ spring	CH-1253	15-430	11-403	N/A	B
Plug	CH-1233	15-410	11-402	38194	C

Chrome Plated

- Rated: 12-24 volt; 20 amp, polarized
- Chrome die cast body w/ ABS plastic high impact insulators & split brass contacts



Description	Part Number Pollak	Fig.
Receptacle	11-410	A
Plug	11-409	B

Wire Code for 4-Way Connectors

Number Code	Color	Circuits
1	White	Ground return
2	Green	Right turn & brake lts
3	Red/Yellow	Left turn & brake lts
4	Brown	Tail lights

Number code: Connect the correct wire to the corresponding number on the receptacle and the plug. If your insert has letters instead of numbers, just match the number to the corresponding letter of the alphabet, i.e. A = 1, B = 2, etc. **Trailer cable is located on page 114.**

4-Way Mini Coils

- For adding circuits to tractor/trailer
- 4/14ga. (black, yellow, red, white)
- Temp rating: -40°F to 140°F



Part Number	Work Length
MINI-48	8ft.
MINI-410	10ft.
MINI-415	15ft.

6-Way Die Cast

Heavy Duty

- Zinc die cast body w/ engineering grade plastic insert & split brass contacts



Description	Part Number				Fig.
	Cole Hersee	Phillips	Pollak	Tramec	
Receptacle	CH-1235	15-600	11-609	38496	A
Plug	CH-1236	15-610	11-604	38196	B
Plug w/ spring	CH-1254	15-630	11-605	38195	C

Wire Code for 6-Way Connectors

Number Code	Color	Circuits
1	White	Ground return
2	Green	Right turn
3	Yellow	Left turn
4	Red	Stop and/or electric brake
5	Brown	Tail lights
6	Blue	Auxiliary circuit

Number code: Connect the correct wire to the corresponding number on the receptacle and the plug. If your insert has letters instead of numbers, just match the number to the corresponding letter of the alphabet, i.e. A = 1, B = 2, etc.

Trailer cable is located on page 114.

6-Way Mini Coils

- Great for adding circuits to tractor/trailer
- 6/14ga. (black, brown, green, red, white, yellow)
- Temp rating: -40°F to 140°F



Part Number	Work Length
MINI-68	8ft.
MINI-610	10ft.
MINI-615	15ft.

6-Way Illuminated Mini Coils

- Night-Glow™ illuminates on taillight function verifying continuity
- Tin plated terminals



Part Number	Work Length
HP-47055	8ft.

7-Way Die Cast

Heavy Duty

- Zinc die cast body w/ engineering grade plastic insert & split brass contacts



Description	Part Number				Fig.
	Cole Hersee	Phillips	Pollak	Tramec	
Receptacle	CH-12063-01	15-720	11-721	38497	A
Repl. rec. interior	N/A	15-724	N/A	N/A	-
Plug	N/A	15-710	11-700	38198	B
Plug w/ spring	CH-1255	15-730	11-702	38197	C
Repl. plug interior	N/A	15-711	11-764	N/A	-
Repl. spring	N/A	15-731	11-763	N/A	-

Wire Code for 7-Way Connectors

Number Code	Color	Wire	Circuits	FMVSS-121 Anti-Lock
1	White	10ga	Ground return	8ga.
2	Black	12ga	Clearance, side marker & ID lts	12ga.
3	Yellow	12ga	Left turn & hazard signal	12ga.
4	Red	12ga	Stop lts & anti-lock dev.	10ga.
5	Green	12ga	Right turn & hazard lts	12ga.
6	Brown	12ga	Tail, rear clear. & lic. plate	12ga.
7	Blue	12ga	Aux. circuit / ABS power	12ga.

Number code: Connect the correct wire to the corresponding number on the receptacle and the plug. If your insert has letters instead of numbers, just match the number to the corresponding letter of the alphabet, i.e. A = 1, B = 2, etc.

Trailer cable is located on page 114.

TRUCK PRODUCTS & CONNECTORS

7-Way Die Cast, cont'd

Self Grounding Receptacles

- Configured for ISO cables
- Corrosion-resistant die cast metal
- Polarized ground terminal
- Solid brass contacts



Part Number	Manufacturer	Amp
CH-12077-01	Cole Hersee	-

7-Way Heavy Duty Coils

- Zinc plated plugs w/ springs & split pin inserts for positive termination
- 1/10ga. (white), 6/12ga. (black, blue, brown, green, red, yellow)
- Temp rating: -40°F to 140°F



Part Number	Work Length
CC-712	12ft.
CC-715	15ft.

7-Way ABS Rated Coils

- Green cables are NHTSA approved
- 1/8ga. (white), 2/10ga. (red, blue), 4/12ga. (brown, black, yellow, green)
- Temp rating: to -40°F



Part Number	Work Length
CC-ABS-12	12ft.
CC-ABS-15	15ft.

7-Way ABS ISO Rated Coils

- Yellow cables are NHTSA approved
- 1/8ga. (white), 2/10ga. (red, blue), 4/12ga. (brown, black, yellow, green)
- Temp rating: to -85°F
- NOTE: Coils feature special ISO plugs



Part Number	Work Length
CC-ABS-12-ISO	12ft.
CC-ABS-15-ISO	15ft.

7-Way Glass Filled Nylon

Plugs & Receptacles




- Engineering grade plastic insert & solid brass contacts

Description	Part Number		Fig.
	Cole Hersee	Pollak	
Receptacle	CH-12080	11-723	A
Plug	CH-12081	11-704	B
Plug w/ spring	CH-12082	11-710	C
Repl. plug Interior	N/A	11-764	-
Repl. spring	CH-81192	11-763	-

7-Way Glass Filled Nylon, cont'd

Receptacles w/ Replaceable Circuit Breakers

- Heavy duty zinc die cast face plate
- Glass filled nylon base plate & housing
- Split brass contacts
- Accepts all SAE J560 plugs
- Circuit breakers (15, 20 or 30amp) not included w/ Phillips receptacles



Part Number	Manufacturer	Amp	Fig.
15-750	Phillips	-	A
15-760	Phillips	-	A
11-737	Pollak	20	B
11-739	Pollak	30	B

7-Way RV

RV OEM Replacement Receptacle



- Nylon body eliminates corrosion
- Tin-plated copper alloy contacts
- Connects w/ an interlocking, weather-tight connector (TG-6323-7F)

Description	Part Number
Receptacle	11-893

RV OEM Receptacle Harness

- 48" length
- For the harness that mates directly to this one, order #TG-6323-7M (female part # pictured)



Part Number	Wires
TG-6323-7F	Yellow/16ga., white/10ga., blue/14ga., green/16ga., black/14ga., brown/16ga., red/16ga.

RV OEM Replacement Twist & Lock Receptacle



- Nylon body eliminates corrosion
- Tin-plated copper alloy contacts
- Connects w/ an interlocking, weather-tight connector (TG-6323-7F)

Description	Part Number
Receptacle	11-916

Always be sure that your trailer connectors are working correctly with a circuit tester. See page 247 for our wide selection.

Plastic Standard RV Plug & Receptacle



- Plastic rust-proof housing keeps plug always looking & performing like new

Description	Part Number	Fig.
Receptacle	12-707	A
Plug	12-706	B

Metal Standard RV Plug & Receptacle



- Heavy duty plating for maximum weather and corrosion resistance

Description	Part Number	Fig.
Receptacle	12-703	A
Plug	12-702	B

Wire Code for 7-Way RV Connectors

Number Code	Color	Wire	Circuits
1	White	10ga.	Ground return
2	Blue	12ga.	Electric brake
3	Green	14ga.	Tail, license & running lts
4	Black	10ga.	Battery charge
5	Red	14ga.	Left turn & stop
6	Brown	14ga.	Right turn & stop
7	Yellow	14ga.	Auxiliary circuit

Number code: Connect the correct wire to the corresponding number on the receptacle and the plug. If your insert has letters instead of numbers, just match the number to the corresponding letter of the alphabet, i.e. A = 1, B = 2, etc. **Trailer cable is located on page 114.**

TRUCK PRODUCTS & CONNECTORS

13-Way Glass Filled Nylon

Plugs & Receptacles



- Glass-filled plastic housings cannot rust or corrode contacts

Description	Part Number		Fig.
	Pollak	Cole Hersee	
Receptacle	11-616	CH-12300	A
Plug	11-761	CH-12301	B

Truck Connector & Coiled Cable Accessories

Receptacle Boots

- Rubber boot seals against dust & moisture



Description	Part Number		Fig.
	Pollak	Cole Hersee	
Fits all 6-way receptacles	11-616	N/A	A
Fits all 7-way receptacles	11-761	CH-11178	B

Surface Mounted Adapter Boxes

- Part pictured: #38265
- Works with Receptacles w/ Replaceable Circuit Breakers on page 216



Description	Part Number	
	Bottom Entry	Back Entry
3" adapter box	3826035	3826035B
2" adapter box	38265	38265B

Heavy Gauge Steel Receptacle Brackets



Description	Part Number		Fig.
	Uncoated	Black Coated	
4 & 6-way	11-617	11-627	A
7-way	11-771	N/A	B
7-way	7WB	7WB-BLK	C
RV style	12-701	12-711	D

Trailer Connector & Gladhand Dock Station

- Brackets are angled for easy & safe driver docking



Part Number	Description
TR-34211	Fits all 7-way plugs & gladhands

Trailer Connector Plug Holder

- Heavy duty glass filled housing
- Spring loaded for a secure fit



Part Number	Description
CH-11750	Fits all 7-way & 13-way SAE J560b plugs

Truck Connector & Coiled Cable Accessories, cont'd

Hose Support Springs

- Zinc plated, yellow dichromated high tensile strength steel springs



Part Number	Length	Dia.	Application
34015	13"	1"	Air hose-tractor
34114	16.4"	1"	Air hose-HD trailer slider assembly
34017	25"	1-1/16"	Vacuum hose-tractor

Pogo Stick Hose Support Pole


- Excellent support for air & electrical lines
- Durable, zinc-plated steel body
- Heavy duty polyester springs
- 5/8"-11 stud & nut for extra support
- Heavy fabric hose holder strap



Part Number	Description
VC-581011	40" pogo stick

Heavy Duty Hose Separators

- ABS plastic construction



Part Number	Size	Number of Hoses	Fig.
VC-580037	3/8"	2	A
VC-580038	3/8"	4	B
VC-580039	1/2"	2	C
VC-580040	1/2"	3	D
VC-580041	1/2"	4	E

Molded Trailer Connectors

2-Way Flat

- Connector mates to itself by flipping unit



Part Number	Description
PH-2	Female / Male; 16ga. 2 - 11" wire leads
PH-2-12	Female / Male; 12ga. 2 - 11" wire leads

3-Way Flat



Part Number	Description	Fig.
PH-3F	Female; 16ga. 3 - 11" wire leads	A
PH-3M	Male; 16ga. 3 - 11" wire leads	B

4-Way Flat (Splice In)



Part Number	Description	Fig.
PH-48FF	Female; 16ga., 3 - 48" & 1 - 18" wire leads	A
PH-48FF-W/48"GR	Female; 16ga., 4 - 48" wire leads	A
PH-48FM	Male; 16ga., 4 - 18" wire leads	B

4-Way Flat (Full Trailer Length)

- Meets SAE standards



Part Number	Description	Fig.
PH-72FF	Female; 16ga., 4 - 6' wire leads	A
PH-27M	Male; 16ga., 3 - 30' & 1 - 18" wire leads	B

Molded Trailer Connectors, cont'd

4-Way Flat Wishbone w/ 5th Wire for Running Lights



Part Number	Description
PH-48FM-DB	Male; 16ga., 5 - 48" wire leads

4-Way Flat Extension Connectors



- Female connector on one end & male connector on the other

Part Number	Length
PH-18C	18"
PH-48C	48"

5-Way Flat

- Meets SAE standards & will operate all DOT required lights



Part Number	Description	Fig.
PH-5F	Female; 5 - 6' wire leads	A
PH-5M	Male; 5 - 4' wire leads	B

6-Way Flat



Part Number	Description	Fig.
PH-6F	Female; 16ga., 6 - 48" wire leads	A
PH-6M	Male; 16ga., 6 - 18" wire leads	B

Flat Connector Covers



- Protects connector from salt, dirt & road debris

Part Number	Size
DT-20112	4-way
DT-20118	5-way

8-Way Flat



Part Number	Description	Fig.
PH-8F	Female; 3/12ga. 5/16ga. GPT 8" wire leads	A
PH-8M	Male; 3/12ga. 5/16ga. GPT 8" wire leads	B

Ford Snap Plugs

- Water resistant
- Mates w/ each other or any .180" dia. snap plug



Part Number	Description	Fig.
PL-43	Female; 16ga., 11" wire lead	A
PL-44	Male; 16ga., 11-1/2" wire lead	B

Ford

- Snap receptacle



Part Number	Description	Mates With
PH-79F	Female; 16ga., 11-1/2" wire leads	.156" dia. plug
TL-94922	Female; 16ga., 18" wire leads	.180" dia. plug

Universal

- Snap receptacle
- Mates w/ any .156" dia. snap plug



Part Number	Description
MP-1	Female; 16ga., 8" wire leads

Molded Trailer Connectors, cont'd

Our pre-assembled Weather Pack Harnesses use female terminals inside the male connectors & male connectors inside the female connectors. See pg. 76 for the Weather Pack Series available in loose pieces.

Weather Pack Harnesses



Part Number		Size	Wire Leads
Male	Female		
WP-1M	WP-1F	1-way connector	14ga., 10"
WP-2M	WP-2F	2-way connector	
WP-3M	WP-3F	3-way connector	
WP-4M	WP-4F	4-way connector	
WP-6M	WP-6F	6-way connector	

AMP Superseal 1.5 Harnesses



Part Number		Size	Wire Leads
Plugs	Receptacles		
PT-SS-1P	PT-SS-1R	1-way connector	16ga., 10"
PT-SS-2P	PT-SS-2R	2-way connector	
PT-SS-3P	PT-SS-3R	3-way connector	
PT-SS-4P	PT-SS-4R	4-way connector	

For info on the individual AMP SuperSeal Connectors, see page 81.

Deutsch DT Series Harnesses



Part Number		Size	Wire Leads
Plugs	Receptacles		
PT-DT06-2S	PT-DT04-2P	2-way connector	16ga., 12"
PT-DT06-3S	PT-DT04-3P	3-way connector	
PT-DT06-4S	PT-DT04-4P	4-way connector	
PT-DT06-6S	PT-DT04-6P	6-way connector	
PT-DT06-8S	PT-DT04-8P	8-way connector	
PT-DT06-12S	PT-DT04-12P	12-way connector	

For info on the individual Deutsch DT Series Connectors, see page 87.

Circuit Testers

4-Way Flat Tester

- Plugs into female connector on tow vehicle
- LED's glow when circuits are functioning correctly
- For tail light, turn signal & ground connections

Part Number

TS-2365



6-Way Round Pin Tractor Trailer Circuit Tester

- Plugs into vehicle side socket
- LED's glow when circuit is functioning correctly
- Weatherproof

Part Number

IPA-7897



Circuit Testers, cont'd

7-Way RV Tester

- Fits all standard blade type
- LED's glow when circuit is functioning correctly
- For all circuits



Part Number

63-0170

7-Way Pin Tester

- Plug into tractor's 7-way jumper cable & bring cable into cab
- LED's glow when circuits are functioning correctly
- Plastic housing & solid brass pins



Part Number

BE-920273

7-Way Cable & Circuit Tester

- LED's glow when circuits function correctly in connector assembly or tractor
- Glass filled polypropylene & poly-carbonate body w/ solid brass pins
- For use w/ 12-24 volt system & neg. or pos. grounded vehicles



Part Number

TL-97101

Adapters

Trailer Plug Adapters

6-way Round to 4-way Flat



Part Number

TS-624

7-way Blade to 4-way Flat



Part Number

TS-724

7-way Blade to 6-way Round



Part Number

TS-726

7-way Round to 4-way Flat



Part Number

TS-724-PN

6-way Round to 7-way Blade w/ Flexible Wires

- Die-cast zinc 6-way connector for durability
- Corrosion resistant terminals



Part Number

HP-47435

7-way Blade to 6-way Round & 4-way Flat

- Impact & corrosion resistant
- Includes dust cover

Part Number	Description
HP-47565	Center pin auxiliary
HP-47575	Center pin electric brake



Trailer Plug Adapters, cont'd

7-way Blade to 5 & 4-way Flat

- Impact & corrosion resistant
- Includes dust covers

Part Number
HP-47385



7-way Blade to 4 or 5-way Flat, w/ 12V Outlet

- Impact & corrosion resistant
- Includes dust cover

Part Number
HP-47675



Electrical Adapters

ATA Adapters



- Housing is a strong, precision, zinc die casting w/ yellow dichromate coating for corrosion protection

Part Number	Adapts	Fig.
59W7	ATA 7-way truck tractor to 6-way trailer	A
59W8	ATA 6-way truck tractor to 7-way trailer	B

Fifth Wheel Harness



- Plugs into existing harness on most GM pickup chassis, then into harness in truck body
- Can be customized to meet your needs

Part Number	Length
TG-6323-B	99"

12 Volt Adapters

12V Plug & Receptacle



- Manufactured from marine grade materials
- Rated: 12 volt; 15 amp rated, 10 amp fused
- Moisture proof sealing rings
- LED indicator light on plug

Part Number	Description	Fig.
MA-12VPG	Plug	A
MA-12VRC	Receptacle	B
MA-12VPK	Complete set	A&B

Marine Grade Dual USB Receptacle



- Manufactured from marine grade materials
- Input rated: 12/24 volt;
- Output: 5 volt, 2.1 amp max

Part Number	Description
USB-2X	Double receptacle

Tractor / Trailer Cleaning Brushes

6-Way Plug & Receptacle Scrubber

- Cleans terminals of all 6-way plugs & receptacles
- Made of rugged stainless steel brushes
- Perfect for glove box or tool box



Part Number

4-122

7-Way Plug & Receptacle Scrubber

- Cleans terminals of all 7-way plugs & receptacles
- Made of rugged stainless steel brushes
- Only 6-1/2" high



Part Number

BE-920032

Continue to protect your electrical connections, by using dielectric grease along with our scrubbers. To order, see page 460.

Junction Boxes

7-Way Junction Box

- 4 open & 4 closed grommets
- Corrosion resistant w/ strain relief collar
- Mounting bolts, 7.375" center to center



Part Number

GR-82-1000

Description

One row of seven #10 studs

7-Way Circuit Breaker Junction Box

- 4 open & 4 closed grommets
- Made of precision molded, engineering grade plastic
- 7.5"L x 3.75"W x 2.5"H



Part Number

52-249

Description

Holds seven circuit breakers

10-Way Junction Box

- Made of precision molded, engineering grade plastic
- 7.5"L x 3.75"W x 2.5"H



Part Number

52-248

Description

One row of ten #10 studs

12-Way Junction Box

- 6 open & 6 closed grommets
- With strain relief collar
- 6.5"L x 4.25"W x 2.5"H



Part Number

TS-1240

Description

Two rows of six #10 studs

18-Way Junction Box

- Available drilled or undrilled
- Brass circuits in a moisture & corrosion free unit
- 9.38"L x 4"W x 3.25"H



Part Number

BE-351044

Description

Two rows of 9 studs - drilled & tapped box

BE-351045

Two rows of 9 studs - undrilled box

Brake Coils & Gladhand Products

Brake Coils

Heavy Duty Brake Coils

- Nom. O.D.: .62"; Nom I.D.: .375"; Wall thickness: .123"
- 1/2" x 1/2" fitting
- DOT certified
- Resists oil, chemicals, ozone, weather & sunlight
- Temp rating: -70°F to 200°F



Coils w/ 10" leads shown

Description	Part Number			Work Length
	Red	Blue	Set	
Coil w/ 10" leads	BC-12 RED	BC-12 BLUE	BC-12 SET	12ft.
	BC-15 RED	BC-15 BLUE	BC-15 SET	15ft.
Coil w/ 40" leads	BC-12W/40" RED	BC-12W/40" BLUE	BC-12W/40" SET	12ft.
	BC-15W/40" RED	BC-15W/40" BLUE	BC-15W/40" SET	15ft.

Gladhand Products

Gladhands

- 1/2" inlet port
- Lightweight aluminum construction



Part Number	Application	Color
36301	Universal (nonpolarized)	Gold
36101	Service (polarized)	Blue
36201	Emergency (polarized)	Red

Angle Mount Gladhands

- 3/8" inlet port



Part Number	Application	Color
12-136	Service	Blue
12-138	Emergency	Red

Gladhand Seals

- Made from polyurethane material
- Part #36001 is BUNA-N



Part Number	Application	Color
12-0162	Emergency	Red
36001	Protect-o-Seal	Black
12-0161	Service	Blue

Gladhand Seals with Screen

- One piece polyurethane construction w/ stainless steel screen
- Replaces existing seals to keep air system free of contaminants & insects



Part Number	Application	Color
GHS-2005R	Emergency	Red
GHS-2005B	Service	Blue

Glad Grips

- Reduces wear & tear on coiled air lines
- Heat, oil & UV resistant
- Plastic w/ plated steel couplings
- 1/2" pipe thread
- Package includes 1 red grip, 1 blue grip & hardware



Part Number	Application
GLAD-GRIPS	Reduces line kinks at gladhand

Heavy Duty Tarp Straps

- Made of molded EPDM with strengthened metal, tear drop design ends for extra support
- Tested to ASTM standards
- Ideal for trucks, cars, boats, freight hauling & for securing transported items
- Available in bulk cases of 50, to order, add -CASE to end of the part number



Part Number	Supplied Length	Maximum Length
BGC-10	10"	18"
BGC-15	15"	27"
BGC-21	21"	36"
BGC-31	31"	54"
BGC-41	41"	66"
SHOOK-013	Replacement S-hook	

Ratchet Straps

1" Ratchet Straps

- Sold in two-packs
- Breaking strength : 2,500lbs



2" Ratchet Straps

- Features a long wide handle ratchet
- Webbing breaking strength : 12,000lbs.
- Working load limit: 3,335lbs.



Part Number	Description	Length
7316-10	Blue webbing w/ PVC coated D-rings & wire hooks	10'
7316-15		15'
7317-10	Blue webbing w/ PVC coated S-hooks	10'
7317-15		15'

Part Number	Description	Length	Fig.
5822-27	Yellow webbing w/ flat hooks	27'	A
5822-30		30'	A
5826-27	Yellow webbing w/ wire hooks	27'	B
5826-30		30'	B

DC Hourmeters



- Operating voltage: 10-80 VDC
- 1/4" male blade terminals
- White print on black background
- Sealed cases impervious to acids & solvents
- UL & CSA approved

Part Number	Size	Bezel	Mount	Fig.
SW-83500	2.20"L x 2.13"W x 1.25"H	Black	2 screw	A
SW-83502	2.20"L x 2.27" Dia.	Chrome	2.27" dia. cup	B

Electronic Brake Controls

1-2 Axle Trailer Brake System

- Mount at any angle, even upside down
- Power-on LED for positive tow vehicle-to-trailer connection
- Easy access adjustment controls
- Includes all mounting hardware



Part Number	Description	L x W x H (inches)
AP-80500	Handles up to 4 brakes	5.0 x 3.0 x 1.5

1-3 Axle Trailer Brake System

- Mount at any angle, even upside down
- Large easy to read digital display
- Short circuit / loss of ground protection
- For 12 volt negative ground systems
- Includes all mounting hardware



Part Number	Description	L x W x H (inches)
AP-80550	Handles up to 6 brakes	4.75 x 3.5 x 1.5625

1-4 Axle Trailer Brake System

- Compact, for flexibility in mounting
- Minimizes interference w/ tow vehicle electrical systems
- Bi-colored LED brake monitor
- Includes all mounting hardware



Part Number	Description	L x W x H (inches)
BC-9030	Handles up to 8 brakes	6.2 x 5.4 x 2.3

1-4 Axle Trailer Brake System

- Self-adjusting sensors
- Digital display continual diagnostics check
- Includes all mounting hardware
- Designed for electronic over hydraulic brake systems



Part Number	Description	L x W x H (inches)
AP-90885	Handles up to 8 brakes	5.125 x 3.125 x 2

Need the pigtail to connect your Electronic Brake System? Just contact customer service with the make & model of your vehicle & they will direct you towards the correct part number.

Break-Away System

- Activates trailer brakes upon separation from tow vehicle
- Built-in LED battery meter verifies battery charge
- 1-2 axle capacity
- 5-amp hour battery
- Built-in battery charges when connected w/ tow vehicle



Part Number	Application
20099	Kit: includes box, switch, battery, charger, 7" switch & hardware
20107	Weldable mounting plate w/ hardware
20106	Replacement lid w/ LED meter
20005	Replacement switch & cable
20008	Replacement rechargeable, 12 volt, 5 amp battery
HP-20051	2" replacement pin & cable
20009	3" replacement pin & cable
20120	Replacement box

TRUCK PRODUCTS & CONNECTORS

Cameras

Standard Camera System

- 5.6" LCD hi-res monitor w/ internal controller & touchscreen
- CMOS infrared 11 LED camera
- Expandable up to 3 cameras



Part Number	Description
EC-EC5603-K	Color camera & monitor

Widescreen Camera System

- 7" LCD hi-res widescreen color monitor w/ internal controller
- CMOS infrared 18 LED camera
- Expandable up to 2 cameras



Part Number	Description
EC-K7000B	Color camera & widescreen monitor

Wireless Camera System

- 5.6" LCD hi-res monitor w/ internal controller & touchscreen
- CMOS infrared 11 LED camera
- Expandable up to 4 cameras



Part Number	Description
EC-EC5605-WK	Color camera & monitor

Widescreen Quad View Camera System

- 7" LCD hi-res widescreen monitor w/ internal controller, touch screen & split screen, quad view capability
- Standard camera w/ audio & infrared
- Expandable up to 4 cameras



Part Number	Description
EC-EC7000-QK	Color camera & widescreen monitor

Snow Plow Markers



- Fiberglass marker has 9" strip of fluorescent orange tape at the top for hi-visibility
- Spring mounted, plated mounting brackets included
- Makes plow ends more visible to drivers

Part Number	Size
83658	1/4" dia. x 28" long

Getting your plow truck prepared for winter? See page 236 of our Forward Lighting section for our selection of snow plow lighting.

Dash Fans



- Features a chrome finish, a three-way OFF/HI/LOW switch & cigarette plug adapter

Part Number	Size	Rated
TS-12VFAN	7.5" diameter	12 volts
TS-24VFAN	7.5" diameter	24 volts

Truck Mirrors


Convex Adhesive Mount Mirrors

- Eliminates blind spot & triples viewing area
- Adhesive back mounts on any clean, flat surface



Part Number	Description
VC-723065	3-3/4" round
VC-723060	3" round
VC-723075	4" x 5-1/2" rectangular


Truck Mirrors



Part Number	Size	Material	Description	Fig.
VC-708515	6"	Stainless steel	Convex, smooth back, center mount	A
VC-708509	7.5"	Stainless steel	Convex, smooth back, off-set mount	B
VC-708502	8.5"	Stainless steel	Convex, smooth back, off-set mount	B
VC-708560	8.5"	Stainless steel	Convex, smooth back, off-set mount, heated, 12V/10W/1.2A	B
VC-708508	7.5"	Stainless steel	Convex, ribbed back, center mount	C
VC-708501	8.5"	Stainless steel	Convex, ribbed back, center mount	C
VC-708559	8.5"	Stainless steel	Convex, ribbed back, center mount, heated, 12V/10W/1.2A	C
VC-705038	6" X 16"	Brushed aluminum	West coast, angle back, 5/16"-18 mounting	D
VC-705333	7" X 16"	Polished stainless steel	West coast, OEM style, angle back, 5/16"-18 mounting	D
VC-705335	7" X 16"	Stainless steel	West coast, angle back, 5/16"-18 mounting, heated, 12V/10W/1.2A	D
VC-708525	7" X 16"	Stainless steel	West coast, 5/16"-18 mounting, heated, 12V/10W/1.2A	D
VC-705112	7" X 16"	Stainless steel	West coast, V-back, 5/16"-18 mounting	E
VC-705113	7" X 16"	Stainless steel	West coast, V-back, 5/16"-18 mounting, heated, 12V/10W/1.2A	E
VC-715778	N/A	Stainless steel	Three arm mirror bracket, attaches to any west coast mirror	F

Document Holders

Plastic Document Holders



- Made from high impact, chemical resistant plastic w/ smoked lens
- Features inside retaining spring

Part Number	Size (L x W x H)	Manufacturer	Fig.
TL-97960	5.22" x 5.86" x 2.16"	Truck-Lite	A
BE-820012	4.875" x 5.87" x 1.656"	Betts	B
GR-43901	6.5" x 6.5" x 1.6875"	Grote	C

Document Holders, cont'd

Vinyl Document Holder



- Laminated for all weather protection
- Sealing zipper for easy insertion of paper
- Four #10 eyelets

Part Number	Size (L x W)	Brand
GR-43411	8.25" x 5.5"	Grote

Polycarbonate Document Holder



- Surface mount
- Twist-on cover w/ gasket protects documents from dirt & moisture

Part Number	Size (Dia. x D)	Brand
OT-DH55	5.5" x 2.125"	Optronics

License Plate Brackets

- Accepts stud mount license plate lights



Part Number	Description	Size (L x H)	Brand	Fig.
OT-LP-5SB	Black heavy duty plastic bracket	8.25" x 5.4375	Optronics	A
OT-LP-10SB	Black heavy duty plastic bracket	9.5" x 4.813"	Optronics	B
OT-LP-15SB	Zinc plated steel bracket	8.438" x 3.625"	Optronics	C
OT-LP-20SB	Powder coated steel bracket	8.5" x 2.875"	Optronics	D
OT-LP-31SB	Black heavy duty plastic bracket - for low temps	8.25" x 4.25"	Optronics	E

License Plate Holder



- Designed for mounting on flat surfaces
- Made of black plastic

Part Number	Size (L x W x D)
OT-LP-35BB	14-1/2" x 8-1/4" x 13/16"

Wheel Chocks

Eye Bolt Chock



- Universal design that works in either direction
- Long lasting rubber provides form grip on pavement & will never dent or rust
- 13/16" steel, zinc plated eye bolt

Part Number	Description
7001-EBC	Wheel chock w/ ridged sides for extra grip

Contents



LED Lamps	258
4" Round Stop / Tail / Turn Lamps	258
4" Round Park / Turn Lamps	259
4" Round Mounting Accessories	260
6" Oval Stop / Tail / Turn Lamps	261
6" Oval Park / Turn Lamps	262
6" Oval Mounting Accessories	263
Rectangular Stop / Tail / Turn Lamps	263
6" Oval Mid-Turn Lamps	264
7" Round Lamps	265
Stop, Tail, Park, Turn & Back-Up Lamp Plugs	265
Combination Tail Lamps	266
Back-Up Lamps	266
2" Round Clearance / Marker Lamps	267
2-1/2" Round Clearance / Marker Lamps	268
Beehive Clearance / Marker Lamps	270
Rectangular Clearance / Marker Lamps	271
Identification Bars	271
3/4" Single Diode Clearance/Marker Lamps	273
Clearance / Marker Lamp Plugs	273
License Plate Lamps	274
Interior Lightings	274
Trailer Lighting	275



Incandescent Lamps	275
Round Lamps & Accessories	275
Oval Lamps & Accessories	276
Stop, Tail & Turn Lamp Plugs	277
Combination Tail Lamps	278
Back-up Lamps	278
Back-up Lamp Plugs	278
Clearance / Marker Lamps & Accessories	279
Clearance / Marker Lamp Plugs	280
Identification Light Bars	281
Interior Lighting	282
License Plate Lamps	288



Anti-Corrosives	282
------------------------	------------

REFERENCE

Which pigtail should I choose?	265
Benefits of LED Lighting	269

LED Lamps

4" Round Stop / Tail / Turn Lamps

LED


Truck Lite



- Rated: 12 volt
- Features: epoxy sealed from corrosion, polycarbonate, sonically welded lens & housing, lens
- Connection: FNF pigtail, unless otherwise noted

Part Number	Description	Diodes	Fig.
TL-44302R	Lamp	6	A
TL-44982R	Lamp, diamond shell	6	A
TL-44326R	Kit: lamp & black flange	6	B
TL-44030R	Kit: lamp, grommet & adapter	6	C
TL-4050	Lamp, 3-wire pigtail connection	24	D
TL-44202R	Lamp	42	E
TL-44002R	Kit: lamp, grommet & adapter	42	G

Grote



- Rated: 12 volt
- Features: fully encapsulated circuitry prevents corrosion, polycarbonate, hermetically sealed lens & housing
- Connection: 3-wire pigtail

Part Number	Description	Diodes	Fig.
GR-54332	Lamp, male pin	3	A
GR-54342	Lamp	3	A
GR-53252	Lamp, male pin	10	B
GR-53312	Lamp, male pin	24	C
GR-G4002	Lamp	24	C

Optronics



- Rated: 12 volt
- Features: plastic, sonically welded, waterproof lens & housing in a single unit
- Connection: 3-wire pigtail, unless indicated


Part Number	Description	Diodes	Fig.
OT-STL-003RB	Lamp	1	A
OT-STL-13RB	Lamp	7	B
OT-STL-42RB	Lamp	10	C
OT-STL-43RB	Lamp	10	D
OT-STL-43RBX	Lamp, w/ reflex flange	10	E
OT-STL-201XRB	Lamp, w/ back-up lamp 2-way & 3-way FNF pigtail req.	16	F
OT-STL-55RB	Lamp	21	G
OT-STL-101RB	Lamp	21	H
OT-STL-201RFMB	Lamp, w/ back-up lamp & flange 2-way & 3-way FNF pigtail req.	24	I

Pigtails are not included with lamps, unless noted. Please see page 265 for the correct pigtails.

4" Round Stop / Tail / Turn Lamps, cont'd

LED

Maxxima




- Rated: 12 volt
- Features: polycarbonate, sonically welded lens & housing
- Connection: 3-wire pigtail (lights w/ back-up require 2)

Part Number	Description	Diodes	Fig.
MX-M42346R	Lamp	6	A
MX-M42365R	Lamp	9	B
MX-M85417R	Lamp, w/ back-up lamp	12R / 9W	C
MX-M42320R	Lamp	32	D
MX-M42100R	Lamp	44	E

4" Round Park / Turn Lamps

LED


Truck Lite



- Rated: 12 volt
- Features: epoxy sealed from corrosion, polycarbonate, sonically welded lens & housing
- Connection: FNF pigtail, unless otherwise noted

Part Number	Description	Diodes	Fig.
TL-4050A	Lamp, 3-wire pigtail connection	24	A
TL-44203Y	Lamp	60	B

Grote



- Rated: 12 volt
- Features: fully encapsulated circuitry prevents corrosion, polycarbonate, hermetically sealed lens & housing
- Connection: 3-wire pigtail


Part Number	Description	Diodes	Fig.
GR-54313	Lamp	3	A
GR-54363	Lamp	3	B
GR-53253	Lamp, male pin, uses pigtail GR-67002	10	C

Pigtails are not included with lamps, unless noted. Please see page 265 for the correct pigtails.

4" Round Park / Turn Lamps, cont'd

LED

Optronics



- Rated: 12 volt
- Features: plastic, sonically welded, waterproof lens & housing in a single unit
- Connection: 3-wire pigtail

Part Number	Description	Diodes	Fig.
OT-STL-003AB	Lamp	1	A
OT-STL-43AB	Lamp	10	B
OT-STL-101AB	Lamp	21	C
OT-STL-55AB	Lamp	21	D

Maxxima



- Rated: 12 volt
- Features: polycarbonate, sonically welded lens & housing
- Connection: 3-wire pigtail

Part Number	Description	Diodes	Fig.
MX-M42365Y	Lamp	9	A
MX-M42100Y	Lamp	42	B

4" Round Mounting Accessories


4" Coated Steel Round Mounting Brackets



- 4-1/2" hole for mounting 4" round lamps

Description	Truck-Lite	Part Number Grote	Optronics	Fig.
1 lamp bracket	TL-40720	GR-43572	OT-BK-45BB	A
2 lamp bracket	TL-40715	GR-43642	N/A	B

4" Round Mounting Grommets



- Black shock-proof rubberized grommet

Description	Truck-Lite	Part Number Grote	Optronics	Fig.
Open back grommet	TL-40700	GR-91740	OT-A-45GB	A
Closed back grommet	N/A	GR-91950	N/A	B

Pigtails are not included with lamps, unless noted. Please see page 265 for the correct pigtails.

6" Oval Stop / Tail / Turn Lamps

LED


Truck Lite



- Rated: 12 volt
- Features: epoxy sealed from corrosion, polycarbonate, sonically welded lens & housing
- Connection: FNF pigtail, unless otherwise noted

Part Number	Description	Diodes	Fig.
TL-66252R	Lamp & gray flange:	1	A
TL-66250R	Lamp	1	B
TL-6050	Lamp, 3-wire pigtail connection	24	C
TL-60252R	Lamp & gray flange	26	D
TL-60250R	Lamp	26	E
TL-60050R	Kit: lamp, grommet & adapter	26	F

Grote



- Rated: 12 volt
- Features: fully encapsulated circuitry prevents corrosion, polycarbonate, hermetically sealed lens & housing
- Connection: 3-wire pigtail (lamp w/ back-up require a 2-wire pigtail also)

Part Number	Description	Diodes	Fig.
GR-54682	Lamp, w/ back-up lamp	6R / 2W	A
GR-53962	Lamp, male pin	16	B
GR-G6002	Lamp, male pin	56	C

Optronics



- Rated: 12 volt
- Features: plastic, sonically welded, waterproof lens & housing in a single unit
- Connection: 3-wire pigtail, unless otherwise noted

Part Number	Description	Diodes	Fig.
OT-STL-002RB	Lamp	1	A
OT-STL-12RB	Lamp	6	B
OT-STL-72RB	Lamp	10	C
OT-STL-78RB	Lamp, flange mount, hard wired	10	D
OT-STL-572RB	Lamp	12	E
OT-STL-22RB	Lamp	12	F
OT-STL-68RB	Lamp, hard wired	10R / 4W	G
OT-STL-70RB	Lamp	48	H

Pigtails are not included with lamps, unless noted. Please see page 265 for the correct pigtails.

6" Oval Stop / Tail / Turn Lamps, cont'd

LED

Maxxima



- Rated: 12 volt
- Features: polycarbonate, sonically welded lens & housing
- Connection: 3-wire pigtail (lights w/ back-up require 2), unless otherwise noted

Part Number	Description	Diodes	Fig.
MX-M63322R	Lamp	9	A
MX-M63322RCL	Lamp, clear lens	9	B
MX-M63352R	Lamp w/ pigtals	14	C
MX-M85615R	Lamp, w/ back-up lamp	6R/10W	D
MX-M63420R	Lamp	42	E
MX-M63100R	Lamp	60	F

6" Oval Park / Turn Lamps

LED

Truck Lite



- Rated: 12 volt
- Features: epoxy sealed from corrosion, polycarbonate, sonically welded lens & housing, lens
- Connection: FNF pigtail, unless otherwise noted

Part Number	Description	Diodes	Fig.
TL-6050A	Lamp, 3-wire pigtail connection	24	A
TL-60290Y	Lamp	44	B
TL-60094Y	Kit: lamp, grommet & adapter	44	C

Grote



- Rated: 12 volt
- Features: fully encapsulated circuitry prevents corrosion, polycarbonate, hermetically sealed lens & housing
- Connection: 3-wire pigtail


Part Number	Description	Diodes	Fig.
GR-53963	Lamp, male pin	16	A
GR-G6003	Lamp, male pin	56	B

Pigtails are not included with lamps, unless noted. Please see page 265 for the correct pigtails.

6" Oval Park / Turn Lamps, cont'd

LED

Optronics



- Rated: 12 volt
- Features: plastic, sonically welded, waterproof lens & housing in a single unit
- Connection: 3-wire pigtail, unless otherwise noted

Part Number	Description	Diodes	Fig.
OT-STL-002AB	Lamp	1	A
OT-STL-12AB	Lamp	6	B
OT-STL-72AB	Lamp	10	C
OT-STL-78AB	Lamp, flange mounted, hard wired	10	D
OT-STL-22AB	Lamp	12	E
OT-STL-111AB	Lamp	16	F

Maxxima



- Rated: 12 volt
- Features: polycarbonate, sonically welded lens & housing
- Connection: 3-wire pigtail

Part Number	Description	Diodes	Fig.
MX-M63339Y	Lamp	9	A
MX-M63350Y	Lamp	14	B
MX-M63420Y	Lamp	42	C
MX-M63100Y	Lamp	60	D

6" Oval Mounting Accessories

6" Oval Mounting Grommets



- Black shock-proof rubberized grommet

Description	Truck-Lite	Grote	Optronics	Fig.
Open back grommet	TL-60700	GR-92420	OT-A-70GB	A
Closed back grommet	TL-60704	GR-92720	N/A	B

Rectangular Stop / Tail / Turn Lamps

LED

Truck Lite



- Features: acrylic lens, housing & flange

Part Number	Description	Diodes	Volts	Connection	Fig.
TL-45258R	Lamp, 5.31" x 3.4"	15	10-30	Hard wired w/ 3 socket connector	A
TL-4550	Lamp, 5.3" x 3.4"	24	13.5	3-wire pigtail	B

Pigtails are not included with lamps, unless noted. Please see page 265 for the correct pigtails.

Rectangular Stop / Tail / Turn Lamps, cont'd

LED

Optronics



- Features: plastic, sonically welded, waterproof lens & housing in a single unit

Part Number	Description	Diodes	Volts	Connection
OT-STL-35RB	Lamp, 5-5/16" x 3-7/16"	16	12	3-wire pigtail

Maxxima



- Features: polycarbonate, sonically welded lens & housing

Part Number	Description	Diodes	Volts	Connection
MX-M42201R	Lamp, 5.3" x 3.4"	44	12	3-wire pigtail

6" Oval Mid-Turn Lamps

LED

Optronics



- Rated: 12 volt
- Features: plastic, sonically welded, waterproof lens & housing in a single unit
- Connection: 3-wire pigtail

Part Number	Description	Diodes
OT-STL-75AB	Lamp	9

Maxxima



- Rated: 12 volt
- Features: polycarbonate, sonically welded lens & housing
- Connection: 3-wire pigtail

Part Number	Description	Diodes
MX-M63124Y	Lamp	6

Truck-Lite



- Rated: 12 volt
- Features: polycarbonate lens & housing w/ sealed design
- Connection: FNF pigtail


Part Number	Description	Diodes
TL-60421Y	Lamp	12

Pigtails are not included with lamps, unless noted. Please see page 265 for the correct pigtails.

7" Round Lamps

LED

Optronics



- Rated: 12 volt
- Features: plastic, sonically welded, waterproof lens & housing in a single unit
- Surface mount, mounting gasket included
- Connection: hard wired

Part Number	Description	Diodes	Fig.
OT-STL-90RB	Lamp, red S/T/T	31	A
OT-STL-90AB	Lamp, amber rear turn / side marker	31	B

Stop, Tail, Park, Turn & Back-Up Lamp Plugs

LED

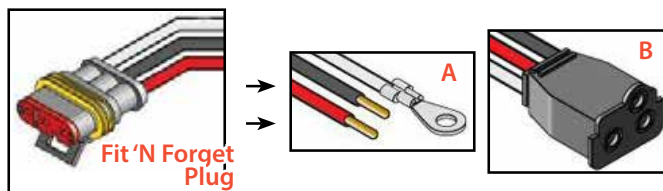
Pigtails

- Ground wire has #10 ring terminal




Description	Part Number				Fig.
	Truck-Lite	Grote	Optronics	Maxxima	
3-wire right angle	TL-94993	GR-67090	OT-A-47PB	MX-M50900	A
3-wire straight	TL-94926	GR-67000	OT-A-45PB	N/A	B
3-wire straight, for male pin lamps	N/A	GR-67002	N/A	N/A	C
2-wire, right angle	TL-94992	N/A	OT-A-49PB	MX-M50950	D
2-wire, straight	TL-94925	N/A	OT-A-45CB	N/A	E

Truck-Lite Fit 'N Forget (FNF) Weatherproof Pigtails



Description	Part Number	Fig.
Fit 'N Forget plug w/ 3 - 8" wire leads (ground w/ #10 ring terminal)	TL-94707	A
Converts S/T/T plug into Fit 'N Forget plug	TL-94706	B

Optronics Weatherproof Pigtails



Description	Part Number	Fig.
2-way pigtail: weatherproof connector to bare wires & ring terminal	OT-A-42PMB	A
3-way pigtail: weatherproof connector to bare wires & ring terminal	OT-A-45PMB	B

Which pigtail should I choose?

When choosing a pigtail for your lamp, first note what type of connection your lamp has: 2-wire, 3-wire or Fit 'N Forget Weatherproof (FNF). Then you can choose between a straight or a right angle connector, depending on your needs. Lamps will accept either connector, the advantage of the right angle is that it provides a weather tight connection. Truck-Lite also offers their Fit 'N forget pigtails with some of their lights that converts a standard plug to a weather proof Fit 'N Forget plug.

Combination Tail Lamps

LED

Truck Lite



- Features: epoxy encapsulated electronics protect against vibration & corrosion
- Connection: hard wired

Part Number	Description	Diodes	Volts	Mounting
TL-5070	Roadside w/ license	S/T/T: 16 License: 4 B/U: 18	12.8	3 stud
TL-5071	Curbside			

Optronics Fleet Count™



- Features: acrylic lens, plastic housing
- Connection: hard wired

Part Number	Description	Diodes	Volts	Mounting
OT-STL-61RB	Passenger side	S/T/T: 9 License: 3 B/U: 6	12	2 stud
OT-STL-61RLB	Driver side w/ license			

Optronics GloLight™



- Features: acrylic lens, plastic housing
- Connection: hard wired

Part Number	Description	Diodes	Volts	Mounting
OT-STL-161RB	Passenger side	S/T/T: 30 License: 3 B/U: 6	12	2 stud
OT-STL-161RLB	Driver side w/ license			

Back-Up Lamps

LED

Truck Lite



- Rated: 12 volt
- Features: polycarbonate lens & housing

Part Number	Description	Diodes	Connection	Fig.
TL-44350C	4" round lamp	6	FNF pigtail	A
TL-44346C	4" round lamp w/ black flange	6	FNF pigtail	B
TL-4060C	4" round lamp	24	2-wire pigtail	C
TL-6060C	6" oval lamp	24	2-wire pigtail	D

Pigtails are not included with lamps, unless noted. Please see page 265 for the correct pigtails.

Back-Up Lamps, cont'd

LED

Optronics



- Rated: 12 volt
- Features: plastic, sonically welded, waterproof lens & housing in a single unit

Part Number	Description	Diodes	Connection	Fig.
OT-BUL-003CB	4" round lamp	1	2-wire pigtail	A
OT-BUL-002CB	6" oval lamp	1	2-wire pigtail	B
OT-BUL-43CB	4" round lamp	10	2-wire pigtail	C
OT-BUL-72CB	6" oval lamp	10	2-wire pigtail	D
OT-BUL-53CB	4" round lamp	36	2-wire pigtail	E
OT-BUL-52CB	6" oval lamp	36	2-wire pigtail	F

Maxxima




- Rated: 12 volt
- Features: polycarbonate lens & housing

Part Number	Description	Diodes	Connection	Fig.
MX-M42324	4" round lamp	18	3-wire pigtail	A
MX-M42213	5" rectangle lamp	18	3-wire pigtail	B
MX-M63324	6" oval lamp	18	3-wire pigtail	C

2" Round Clearance / Marker Lamps

LED

Truck Lite



- Rated: 12 volt
- Features: epoxy sealed from corrosion, polycarbonate lens & housing

Part Number	Description	Color	Connection	Diodes	Fig.
TL-30250R	Lamp only	Red	FNF pigtail	2	A
TL-30250Y	Lamp only	Amber	FNF pigtail	2	B
TL-30050R	Kit: lamp, grommet & adapter	Red	FNF pigtail	2	A
TL-30050Y	Kit: lamp, grommet & adapter	Amber	FNF pigtail	2	B
TL-30270R	Lamp, low profile	Red	FNF pigtail	2	C
TL-30270Y	Lamp, low profile	Amber	FNF pigtail	2	D
TL-30375R	Lamp, high profile	Red	FNF pigtail	8	E
TL-30375Y	Lamp, high profile	Amber	FNF pigtail	8	F
TL-3050	Lamp	Red	2-wire pigtail	10	G
TL-3050A	Lamp	Amber	2-wire pigtail	10	H

Pigtails are not included with lamps, unless noted. Please see page 265 (B/U Lamps) & 273 (C/M Lamps) for the correct pigtails.

2" Round Clearance / Marker Lamps, cont'd

LED

Grote



- Rated: 12 volt
- Features: fully encapsulated circuitry prevents corrosion, polycarbonate, hermetically sealed lens & housing
- Connection: 2-wire pigtail



Part Number	Description	Color	Diodes	Fig.
GR-47112	Lamp	Red	2	A
GR-47113	Lamp	Amber	2	B
GR-46132	Lamp, PC rated	Red	5	C
GR-46133	Lamp, PC Rated	Amber	5	D
GR-G3002	Lamp	Red	9	E
GR-G3003	Lamp	Amber	9	F

Optronics



- Rated: 12 volt
- Features: sonically welded, waterproof lens & housing in a single unit
- Connection: 2-wire pigtail



Part Number	Description	Color	Diodes	Fig.
OT-MCL-56RB	Lamp	Red	1	A
OT-MCL-56AB	Lamp	Amber	1	B
OT-MCL-155RB	Lamp	Red	1	C
OT-MCL-155AB	Lamp	Amber	1	D
OT-MCL-55RB	Lamp	Red	3	E
OT-MCL-55AB	Lamp	Amber	3	F
OT-MCL-54RB	Lamp	Red	5	G
OT-MCL-54AB	Lamp	Amber	5	H

Maxxima



- Rated: 12 volt
- Features: polycarbonate, sonically welded lens & housing
- Connection: 2-wire connection



Part Number	Description	Color	Diodes	Fig.
MX-M34260R	Lamp	Red	6	A
MX-M34260Y	Lamp	Amber	6	B
MX-M09100R	Lamp	Red	9	C
MX-M09100Y	Lamp	Amber	9	D

Pigtails are not included with lamps, unless noted. Please see page 273 for the correct pigtails.

2-1/2" Round Clearance / Marker Lamps

LED


Truck Lite



- Rated: 12 volt
- Features: epoxy sealed from corrosion, polycarbonate lens & housing
- Connection: FNF pigtail

Part Number	Description	Color	Diodes	Fig.
TL-10250R	Lamp only	Red	2	A
TL-10250Y	Lamp only	Amber	2	A
TL-10251R	Lamp w/ flange	Red	2	B
TL-10251Y	Lamp w/ flange	Amber	2	B
TL-10271Y	ABS lamp w/ flange	Amber	2	B
TL-10050R	Kit: lamp, grommet & adapter	Red	2	C
TL-10050Y	Kit: lamp, grommet & adapter	Amber	2	C

Truck Lite



- Rated 12 volt
- Features: epoxy sealed from corrosion, polycarbonate lens & housing
- Connection: 2-wire pigtail

Part Number	Description	Color	Diodes	Fig.
TL-10286R	Lamp, PC rated, low profile	Red	8	A
TL-10286Y	Lamp, PC rated, low profile	Amber	8	B
TL-10275R	Lamp	Red	8	C
TL-10275Y	Lamp	Amber	8	D
TL-1050	Lamp	Red	13	E
TL-1050A	Lamp	Amber	13	F

Grote



- Rated: 12 volt
- Features: fully encapsulated circuitry prevents corrosion, polycarbonate, hermetically sealed lens & housing
- Connection: 2-wire pigtail

Part Number	Description	Color	Diodes	Fig.
GR-47122	Lamp	Red	1	A
GR-47123	Lamp	Amber	2	B

PC rated lamps are terrific multitaskers. They combine the clearance & side marker functions to produce a 90° angle of light left & right of center when properly mounted on a 45° angle.

Benefits of LED Lighting

LED lamps offer many benefits over incandescent lamps. Unlike standard incandescent bulbs, LED's have no filament, therefore they are not susceptible to shock & vibration. This gives them a life up to 30 times longer than a standard bulb, meaning less time for you spent searching for and changing light bulbs. LED's also have a lower amp draw that contributes to their cost saving reputation.

Pigtails are not included with lamps, unless noted. Please see page 273 for the correct pigtails.

2-1/2" Round Clearance / Marker Lamps, cont'd

LED

Optronics



- Rated: 12 volt
- Features: sonically welded, waterproof lens & housing in a single unit
- Connection: 2-wire pigtail

Part Number	Description	Color	Diodes	Fig.
OT-MCL-527RB	Lamp	Red	2	A
OT-MCL-527AB	Lamp	Amber	2	B
OT-MCL-51RB	Lamp	Red	3	C
OT-MCL-51AB	Lamp	Amber	3	D
OT-MCL-57RB	Lamp	Red	3	E
OT-MCL-57AB	Lamp	Amber	3	F
OT-MCL-58RB	Lamp	Red	7	G
OT-MCL-58AB	Lamp	Amber	7	H
OT-MCL-59RB	Reflectorized lamp	Red	8	I
OT-MCL-59AB	Reflectorized lamp	Amber	8	J
OT-MCL-157RB	Lamp	Red	9	K
OT-MCL-157AB	Lamp	Amber	9	L

Maxxima



- Rated: 12 volt
- Features: polycarbonate, sonically welded lens & housing
- Connection: 2-wire pigtail

Part Number	Description	Color	Diodes	Fig.
MX-M16280R	Lamp	Red	8	A
MX-M16280Y	Lamp	Amber	8	B
MX-M11300R	Lamp	Red	13	C
MX-M11300Y	Lamp	Amber	13	D

Beehive Clearance / Marker Lamps

LED

Truck Lite



- Rated: 12 volt
- Features: epoxy sealed from corrosion, polycarbonate lens & housing
- Connection: 2-wire pigtail

Part Number	Description	Color	Diodes	Fig.
TL-30276R	Lamp, 2"	Red	2	A
TL-30276Y	Lamp, 2"	Amber	5	B
TL-10276R	Lamp, 2-1/2"	Red	8	C
TL-10276Y	Lamp, 2-1/2"	Amber	8	D

Pigtails are not included with lamps, unless noted. Please see page 273 for the correct pigtails.

Rectangular Clearance / Marker Lamps

LED

Truck Lite



- Rated: 12 volt
- Features: epoxy sealed from corrosion, polycarbonate lens & housing
- Designed to fit applications requiring minimal space
- Connection: 2-wire pigtail

Part Number	Description	Color	Diodes	Fig.
TL-15250R	Lamp, 2-1/2" x 1-1/4"	Red	1	A
TL-15250Y	Lamp, 2-1/2" x 1-1/4"	Amber	3	B
TL-19250R	Lamp, 3-3/4" x 1-1/4"	Red	2	C
TL-19250Y	Lamp, 3-3/4" x 1-1/4"	Amber	4	D

Optronics



- Rated: 12 volt
- Features: sonically welded, waterproof lens & housing in a single unit

Part Number	Description	Color	Connection	Diodes	Fig.
OT-AL-191RB	Lamp, 2-1/2" x 1-3/16"	Red	2-wire pigtail	3	A
OT-AL-191AB	Lamp, 2-1/2" x 1-3/16"	Amber	2-wire pigtail	3	B
OT-MCL-75RB	Lamp, 3-15/16" x 1-1/4"	Red	1-wire plug	4	C
OT-MCL-75AB	Lamp, 3-15/16" x 1-1/4"	Amber	1-wire plug	4	D
OT-MCL-165RB	Lamp, 3-7/8" x 1-1/4"	Red	1 or 2-wire plug	10	C
OT-MCL-165AB	Lamp, 3-7/8" x 1-1/4"	Amber	1 or 2-wire plug	10	D

Identification Bars

LED

Truck Lite

- Rated: 12 volt
- Features: epoxy sealed from corrosion, polycarbonate lens & housing
- Mounts w/ 2-#10 screws
- 16-1/2"L x 1-3/8"W x 1-5/8"H, lamps on 6" centers



Part Number	Description	Color	Diodes
TL-15050R	Stainless steel base	Red	1/lamp
TL-15250R	Replacement lamp	Red	1
TL-93943	Replacement harness, 14ga. wire	-	-

Pigtails are not included with lamps, unless noted. Please see page 273 for the correct pigtails.

Identification Bars, cont'd

LED

Optronics



- Rated: 12 volt
- Features: all weather molded plastic housing & durable lens
- 16-1/2" L x 1-3/8" W x 1-5/8" H, lamps on 6" centers
- Mounts on 16-1/16" centers

Part Number	Description	Color	Diodes	Fig.
OT-MCL-93RB	Molded black plastic base	Red	3/lamp	A
OT-MCL-84RB	Polished stainless steel base	Red	3/lamp	B
OT-AL-91RB	Replacement lamp	Red	3	-
OT-A-93PB	Replacement harness	-	-	-

Maxxima

- Rated: 12 volt
- Features: polycarbonate, reflector lens & housing
- Mounts on 16-1/2" centers
- Connection: hard wired, bullet & ring terminal



Part Number	Description	Color	Diodes
MX-M20343R	17" L x 1" H, lamps on 6" centers	Red	7/lamp
MX-M20340R	Replacement lamp	Red	7

Multi-Function LED Light Bars

- Rated: 12 volt
- Features: impact resistant polycarbonate housing
- Connection: hard wired



Part Number	Description	Color	Size L x W x D	Mounting	Wire Leads	Diodes	Fig.
TS-220-4400	Identification	Red	15" x 1.40" x 1.185"	8.5" centers	2	3	A
TS-250-4400	Stop/Tail/Turn	Red	15.5" x .8" x 1.6"	14.5" centers	3	11	B
TS-250-4500	Stop/Tail/Turn	Red w/ clear lens	15.5" x .8" x 1.6"	14.5" centers	3	11	C
TS-253-4400	ID/3-brake/Turn	Red	15.5" x .8" x 1.6"	14.5" centers	4	11	B
TS-254-1100	Sidemarkers/Clearance	Amber	15.5" x .8" x 1.6"	14.5" centers	3	11	D
TS-256-4400	ID/3-brake	Red	15.5" x .8" x 1.6"	14.5" centers	3	3	B

3/4" Single Diode Clearance / Marker Lamps

Truck Lite



- Rated: 12 volt
- 2 wire leads
- Mounts in a 3/4" diameter hole

Part Number	Description	Color	Diodes
TL-33740R	3-lamp harness	Red	3 (1 per lamp)

3/4" Single Diode Clearance / Marker Lamps, cont'd

LED

Truck Lite

- Rated: 14 volt
- 1/16ga. wire lead
- Features: electronics completely sealed in epoxy to resist corrosion
- Mounts in a 3/4" diameter hole
- Meets PC requirements when mounted at a 45° angle



Part Number	Description	Color	Diodes	Fig.
TL-33250R	Lamp only	Red	1	A
TL-33250Y	Lamp only	Amber	1	A
TL-33050R	Grommet mount kit: PVC grommet & lamp	Red	1	B
TL-33050Y	Grommet mount kit: PVC grommet & lamp	Amber	1	B
TL-33051R	Flange mount kit: black nylon flange & lamp	Red	1	C
TL-33051Y	Flange mount kit: black nylon flange & lamp	Amber	1	C

Optronics

- Rated: 12 volt
- 2/18ga. wire lead; 1 lead, 1 ground
- Features: sonically welded, waterproof lens & housing in a single unit
- Mounts in 3/4" mounting hole
- 1-3/32" grommet diameter




Part Number	Description	Color	Diodes	Fig.
OT-MCL-11RB	Lamp only	Red	2	A
OT-MCL-11AB	Lamp only	Amber	2	A
OT-MCL-11RKB	Grommet mount kit: PVC grommet & lamp	Red	2	B
OT-MCL-11AKB	Grommet mount kit: PVC grommet & lamp	Amber	2	B

Clearance / Marker Lamp Plugs

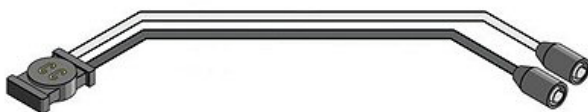
LED

Pigtails



Description	Part Number				Fig.
	Truck-Lite	Grote	Optronics	Maxxima	
2-wire right angle	TL-94902	GR-67001	OT-A-46PB	MX-M50950	A
1-wire plug	N/A	N/A	OT-A-65P	N/A	B

Truck-Lite Fit 'N Forget (FNF) Weatherproof Pigtails



Description	Part Number
Used to adapt LED lamps to conventional plug harness system	TL-93745

TRUCK & TRAILER LIGHTING

Clearance / Marker Lamp Plugs, cont'd

LED

Optronics Weatherproof Pigtails



Description	Part Number
2-way pigtail: weatherproof connector to bare wires & ring terminal	OT-A-42PMB

License Plate Lamps

LED

Truck Lite



- Rated: 12 volts
- Features: polycarbonate lens
- Connection: hard wired

Part Number	Description	Diodes	Fig.
TL-15040	2.5" lamp & gray bracket	3	A
TL-15205	2.5" lamp	3	B
TL-36140C	1" X 2" lamp	3	C

Optronics



- Rated: 12 volt
- Connection: hard wired, 2 wire leads

Part Number	Description	Diodes	Fig.
OT-LPL-41CB	Armored lamp	5	A
OT-LPL-31CB	Mini lamp	2	B
OT-LPL-55CB	Lamp w/ bracket	5	C

Interior Lighting

LED

Truck Lite



- Rated: 12 volt
- Connection: hard wired, 2 wire leads

Part Number	Description	Color	Diodes
TL-80162C	5.79"L x 2.87"H x .96"H	Clear	6

Optronics



- Rated: 12 volt
- Connection: hard wired, 2 wire leads

Part Number	Description	Color	Diodes	Fig.
OT-ILL-46CB	5-3/4"L x 2-3/4"W x 11/16"H	Clear	9	A
OT-ILL-22CB	4-1/2"L x 2-7/8"W x 1"H (w/ switch)	Clear	18	B
OT-ILL-24CB	6-1/8" Dia. x 7/8"H	Clear	24	C

Interior Lighting, cont'd

LED

Grote



- Rated: 12 volt
- Connection: hard wired, 2 wire leads

Part Number	Description	Color	Diodes
GR-60581	13-3/4"L x 1-11/64"W x 15/16"H	Clear	24

Maxxima




- Rated: 12 volt
- Connection: hard wired, 2 wire leads

Part Number	Description	Color	Diodes	Fig.
MX-M84433-A	5.9" Dia. x 1.2" D w/ PIR sensor	Clear	42	A
MX-M84434-A	5.9" Dia. x 1.2" D w/ 3-way switch	Clear	42	A
MX-M84435-A	5.9" Dia. x 1.2" D	Clear	42	A
MX-M84416	16.6"L x 3.5"W x 0.8"D	Clear	66	D

Trailer Lighting

LED

Waterproof Trailer Light Kits



- Kit includes: 2 LED combination tail lamps, license bracket, 25ft. wiring harness & hardware

Part Number	Description	Replacement Lights	Fig.
OT-TLL-16RK	Universal mount	Passenger side: OT-STL-16RB Driver side: OT-STL-17RB	A
OT-TLL-9RK	Stud mount	Passenger side: OT-STL-8RB Driver side: OT-STL-9RB	B

Incandescent Lamps

Round Lamps & Accessories

4" Standard Lamps

- Hermetic lens-to-housing seal
- Fits all competitive pigtails, brackets & grommets
- Connection: 3-wire pigtail



The pigtails needed to properly hook up all of our stop/tail/turn lamps are located on page 265.

Description	Color	Truck-Lite	Part Number Grote	Optronics
Stop/Tail/Turn	Red	TL-40202R	GR-52772	OT-ST-45RB
Tail/Turn	Amber	TL-40202Y	GR-52773	OT-ST-45AB

TRUCK & TRAILER LIGHTING

Round Lamps & Accessories, cont'd

4" Round Steel Mounting Modules

- 4-1/2" hole for mounting 4" round lamps



Description	Holes	Size (L" x W" x D")	Part Number TSC
Black enamel coated steel	1	6.5 x 6.5 x 3.6	TS-T503
	2	12.5 x 6.5 x 3.6	TS-T503-2
	3	18.75 x 6.5 x 3.6	TS-T503-3
Stainless steel	1	6.25 x 6.25 x 3.6	TS-T503-SS

4" Round Mounting Brackets

- 4-1/2" hole for mounting 4" round lamps
- Made from coated steel



Description	Part Number		
	Truck-Lite	Grote	Optronics
1 lamp bracket	TL-40720	GR-43572	OT-BK-45BB
2 lamp bracket	TL-40715	GR-43642	N/A

4" Round Mounting Grommets

- Black shock-proof rubberized grommet



Description	Part Number		
	Truck-Lite	Grote	Optronics
Open back grommet	TL-40700	GR-91740	OT-A-45GB
Closed back grommet	N/A	GR-91950	N/A

Oval Lamps & Accessories

6" Standard Lamps

- Sealed housing & lens
- Vibration resistant bulb
- Fits all competitive pigtailed, brackets & grommets



Description	Color	Connection	Part Number		
			Truck-Lite	Grote	Optronics
Stop/Tail/Turn, dbl contact	Red	3-wire pigtail	TL-60202R	GR-52892	OT-ST-70RB
Tail/Turn, dbl contact	Amber		TL-60202Y	GR-52893	OT-ST-70AB
Stop/Tail/Turn kit: lamp, grommet & plug	Red		TL-60002R	GR-52572	OT-ST-74RB
Tail/Turn kit: lamp, grommet & plug	Amber		TL-60002Y	GR-52573	OT-ST-74AB
Turn, sgl contact	Red	2-wire pigtail	TL-60201R	GR-55772	N/A
Turn, sgl contact	Amber		TL-60201Y	GR-55773	N/A

6" Mid Turn Lamp

- Sealed Lexan housing & lens
- Heavy duty shock safe bulb
- Features side indicator, marker/clearance & reflector functions
- Size: 6.50"L x 2.96" D
- 180° visibility
- Fits all competitive pigtailed, brackets & grommets
- Connection: 3-wire pigtail




Description	Color	Part Number Grote
Lamp	Amber	GR-52193

Pigtails are not included with lamps, unless noted. Please see page 277 for the correct pigtails.

Oval Lamps & Accessories, cont'd

6" Oval PVC Mounting Modules



- Fits any 6" oval lamp w/ grommet
- Made from polyethylene PVC, rust & chemical proof
- Drill wire feed holes where you'd like

Description	Size (L" x W" x D")	Part Number TSC
1 lamp - black	8.5 x 4.25 x 3.125	TS-BTR-1OV-BLK
1 lamp - orange	8.5 x 4.25 x 3.125	TS-BTR-1OV-ORG
2 lamp - black	16.5 x 4.25 x 3.125	TS-BTR-2OV-BLK
2 lamp - orange	16.5 x 4.25 x 3.125	TS-BTR-2OV-ORG

6" Oval Steel Mounting Modules



- Fits any 6" oval lamp
- Made from black powder coated steel

Description	Size (L" x W" x D")	Part Number TSC
1 lamp	8.3 x 3.9 x 3.1	TS-T103
2 lamp	16.5 x 4.0 x 3.25	TS-T103-2

6" Oval Mounting Brackets

- 6-1/4" hole for mounting 6" oval lamps
- Made from coated steel



Description	Part Number	
	Truck-Lite	Optronics
1 lamp bracket	TL-60720	OT-BK-70BB

6" Oval Mounting Grommets


- Black shock-proof rubberized grommet



Description	Part Number		
	Optronics	Truck-Lite	Grote
Open back grommet	OT-A-70GB	TL-60700	GR-92420
Closed back grommet	N/A	TL-60704	GR-92720

Stop, Tail & Turn Lamp Plugs

Pigtails



Description	Part Number			Fig.
	Truck-Lite	Maxxima	Optronics	
Right angle, 3 wire	TL-94993	MX-M50900	OT-A-47PB	A
Right angle, 2 wire	TL-94992	-	OT-A-49PB	B
Straight, 3 wire	TL-94926	-	OT-A-45PB	C

Wiring Harness

- Right angle, 3 wire
- Sold as an entire roll of continuous connectors or can be cut to length



Part Number	Description	Qty.
MX-M50900-100	Daisy chained pigtails, 12" between plugs	100 (1 roll)
MX-M50900-12DC		1-99

TRUCK & TRAILER LIGHTING

Combination Tail Lamps



- Combination stop/tail/turn/back-up assembly w/ license illuminator

Description	Part Number		Fig.
	Optronics	Grote	
Light w/ weatherproof pigtail - 3 stud mounting	-	GR-50972	A
Light w/ weatherproof pigtail - 2 stud mounting	OT-ST-60RB	GR-50992	A
Light w/ left side junction box - 3 stud mounting	-	GR-50912	B
Light w/ right side junction box - 3 stud mounting	-	GR-50902	C
Replacement lens for lights w/ weatherproof pigtail	OT-A-60RB	GR-91302	-
Replacement lens for lights w/ junction boxes	-	GR-91302	-

Back-up Lamps

4" Round Lamps

- Vibration sealed polycarbonate lens & housing
- Vibration & shock resistant bulb
- Connection: 2-wire pigtail



Description	Color	Part Number	
		Truck-Lite	Optronics
12V Lamp	Clear	TL-40204	OT-BU-45CB
Kit: 12V lamp, grommet & plug	Clear	TL-40004	OT-BU-44CB
24V Lamp	Clear	TL-40212	-
Kit: 24V lamp, grommet & plug	Clear	TL-40012	-

6" Oval Lamps

- Vibration sealed high impact, polycarbonate lens & housing
- Vibration & shock resistant bulb
- Connection: 2-wire pigtail



Description	Color	Part Number	
		Truck-Lite	Optronics
Lamp only	Clear	TL-60204C	OT-BU-70CB
Kit: lamp, grommet & plug	Clear	TL-60004C	OT-BU-74CB

Back-up Lamp Plugs

Back-up Lamp Pigtails



Description	Part Number	
	Truck-Lite	Optronics
Right angle, 2 wire	TL-94992	OT-A-49PB

Pigtails are not included with lamps, unless noted. Please see page 278 for the correct pigtails.

Clearance / Marker Lamps & Accessories

Permamold Housing Screw Mount Lamps

- High impact, corrosion proof housing
- Size: 4"L x 2"W x 1-1/8"D
- Mounting: Two #10 screws on 3" centers
- Uses two bulbs



Description	Color	Connection	Part Number	
			Truck-Lite	Grote
Lamp	Red	Hard wired	TL-1211	GR-46792
Lamp	Amber	Hard wired	TL-1211A	GR-46793
Replacement lens	Red	-	TL-9007	GR-91962
Replacement lens	Amber	-	TL-9007A	GR-91963
Replacement bulb	-	-	194L	1893L

Permamold Housing Screw Mount Lamps

- High impact housing w/ snap-on lens
- Size: 4"L x 2"W x 1"D
- Mounting: Two #10 screws on 3" centers
- Uses two bulbs



Description	Color	Connection	Part Number	
			Truck-Lite	Optonics
Lamp	Red	Hard wired	TL-1259	OT-MC-66RB
Lamp	Amber	Hard wired	TL-1259A	OT-MC-66AB
Replacement lens	Red	-	TL-9093	OT-A-66RB
Replacement lens	Amber	-	TL-9093A	OT-A-66AB
Replacement bulb	-	-	193L	194L

Armored Lamps

- Steel housing, polycarbonate lens & sponge rubber lens gasket
- Size: 4-1/2"L x 2"W x 1-1/2"D
- Mounting: Two 1/4" holes on 4" centers



Description	Color	Connection	Part Number
Lamp	Red	Hard wired	055-00-522
Lamp	Amber	Hard wired	055-00-512
Replacement bulb	-	-	67L
Replacement lens	Red	-	20079-2
Replacement lens	Amber	-	20079-1

Sealed Lamps

- ABS plastic housing, acrylic lens & pigtail w/ built-in grommet
- Size: 4-1/2"L x 11/16"W x 1-1/16"D
- Mounting: Two 1/4" holes on 4" centers
- 193L bulb & lens not replaceable



Description	Color	Connection	Part Number
Lamp	Red	Hard wired	052-00-722
Lamp	Amber	Hard wired	052-00-712

Pigtails are not included with lamps, unless noted. Please see page 281 for the correct pigtails.

Clearance / Marker Lamps & Accessories, cont'd

2" Round Twist-On Lamps

- Polycarbonate housing & lens sonically sealed
- Size: 2" dia. x 3/4" deep
- Rated: 14 volt; .33 amp bulb @ 2.0 candlepower
- Connection: 2-wire pigtail



Description	Color	Part Number		
		Optronics	Truck-Lite	Grote
Lamp	Red	OT-MC-53RB	TL-30200R	GR-45822
Lamp	Amber	OT-MC-53AB	TL-30200Y	GR-45823
Lamp w/ vertical ABS logo	Amber	N/A	TL-30230Y	N/A
Lamp w/ horizontal ABS logo	Amber	OT-MC-53ABSB	TL-30257Y	N/A

2-1/2" Round Twist-On Lamps

- Polycarbonate housing & lens sonically sealed
- Size: 2-1/2" dia. x 3/4" deep
- Rated: 12 volt; .33 amp bulb @ 2.0 candlepower
- Connection: 2-wire pigtail



Description	Color	Part Number	
		Truck-Lite	Optronics
Lamp	Red	TL-10202R	OT-MC-55RB
Lamp	Amber	TL-10202Y	OT-MC-55AB
Reflectorized lamp	Red	TL-10205R	OT-MC-57RB
Reflectorized lamp	Amber	TL-10205Y	OT-MC-57AB

2-1/2" Rectangle Snap-On Lamps

- Polycarbonate housing & lens sonically sealed
- Size: 2-1/2"L x 1-1/4"W x 7/8"D
- 1 bulb
- Rated: 14 volt; .33 amp bulb @ 2.0 candlepower
- Connection: 2-wire pigtail



Description	Color	Part Number	
		Truck-Lite	Optronics
Lamp	Red	TL-15200R	OT-A-91RB
Lamp	Amber	TL-15200Y	OT-A-91AB
Lamp w/ ABS logo	Amber	TL-15203Y	N/A

3-3/4" Rectangle Snap-On Lamps

- Polycarbonate housing & lens sonically sealed
- Size: 3-3/4"L x 1-1/4"W x 15/16"D
- 2 bulbs
- Rated: 14 volt; 3.3 amp bulb @ 2.0 candlepower



Description	Color	Part Number	
		Truck-Lite	Optronics
Lamp	Red	TL-19200R	OT-MC-65RB
Lamp	Amber	TL-19200Y	OT-MC-65AB
Lamp w/ ABS logo	Amber	TL-19205Y	N/A

Snap-On Lamp Mounting Brackets

- Polycarbonate bracket
- 2-screw mount



Description	Color	Part Number	Fig.
2-1/2" bracket	Gray	TL-15404	A
2-1/2" bracket	Gray	TL-15729	B
2-1/2" bracket	Black	TL-15730	B
3-3/4" bracket	Gray	TL-19721	A
3-3/4" bracket	Black	TL-19726	A

Pigtails are not included with lamps, unless noted. Please see page 281 for the correct pigtails.

Clearance / Marker Lamps & Accessories, cont'd

Clearance / Marker Mounting Grommets

- Black shock-proof rubberized grommet



Description	Part Number		
	Optronics	Truck-Lite	Grote
2" grommet	OT-A-54GB	TL-30700	GR-92120
2-1/2" grommet	OT-A-57GB	TL-10700	GR-91400

Clearance / Marker Lamp Plugs

Pigtails



Description	Part Number		
	Optronics	Truck-Lite	Maxxima
Right angle, 2 wire	OT-A-46PB	TL-94902	MX-M50950

Wiring Harness

- Right angle, 2 wire
- Sold as an entire roll of continuous connectors or can be cut to length



Part Number	Description	Qty.
MX-M50950A-200	Daisy chained pigtails, 6" between plugs	200 (1 roll)
MX-M50950-6DC		1-199
MX-M50950A-100	Daisy chained pigtails, 12" between plugs	100 (1 roll)
MX-M50950-12DC		1-99

Identification Light Bars

Molded Plastic ID Light Bars

- Size: 17"L x 1-7/16"W x 1-5/8"H
- Rated: 12 volts, .33 amps
- Mounting: Two #10 holes on 7-1/2" centers
- Plastic housing & durable lens resist corrosion
- Connection: 2-wire harness w/ butt connectors (included)



Description	Color	Part Number	
		Optronics	Truck-Lite
Light bar	Red	OT-MC-93RB	TL-15745R
Light bar	Amber	OT-MC-93AB	N/A
Replacement light	Red	OT-A-91RB	TL-15200R
Replacement light	Amber	OT-A-91AB	TL-15200Y
Replacement harness	-	N/A	TL-93945

Stainless Steel ID Light Bars

- Size: 16-1/2"L x 1-3/8"W x 1-5/8"H
- Mounting: Two #10 holes on 16-1/16" centers
- Sealed lens & housing less susceptible to shock & vibration
- Connection: 2-wire harness w/ butt connectors (included)



Description	Color	Part Number	
		Optronics	Truck-Lite
Light bar	Red	OT-MC-94RB	TL-15741R
Replacement light	Red	OT-A-91RB	TL-15200R
Replacement harness	-	OT-A-93PB	TL-93943

TRUCK & TRAILER LIGHTING

Interior Lighting

- Connection: hard wired



Part Number Truck-Lite	Size	Housing	Switch	Mounting	Repl. Bulb	Fig.
TL-80354	8-1/4"	Chrome plated steel	Yes	4 holes on flat surface	1156L	A
TL-80355	8-1/4"	Chrome plated steel	No	4 holes on flat surface	1156L	A
TL-80350	6"	Chrome plated steel	Yes	4 holes on flat surface	1156L	B
TL-80351	6"	Chrome plated steel	No	4 holes on flat surface	1156L	B

License Plate Lamps

Steel Chrome Lamp



- Chrome plated steel housing
- Size: 2-1/4"L x 1-1/2"W x 2-3/4"D
- Mounting: Two 1/4" screws on 2" centers
- Connection: hard wired w/ butt conn.

Description	Truck-Lite	Optronics
Lamp	TL-26330	OT-LP-21CB
Replacement bulb	67L	67L

Chrome Lamp



- Chrome housing
- Size: 1-1/2"L x 1-1/2"D (under flange)
- Mounting: 1-1/4" dia. hole thru .060-.250" thick panel
- Connection: hard wired w/ butt connectors

Description	Truck-Lite	Part Number Optronics
Lamp	TL-26331	OT-LP-11CB
Replacement bulb	67L	67L

Anti-Corrosives

Truck Lite NYK-77 Preventative



Part Number	Size	Fig.
TL-97940	8oz. can	A
TL-97944	2oz. tube	B
TL-98013	5oz. tube	C

Grote Ultra-Seal Preventative




Part Number	Size	Fig.
GR-99170	4oz. tube	A
GR-99180	8oz. tub	B

IPA DeoxIT® Cleaner



Part Number	Size
IPA-8030	2ml tube (clean)

Contents

	Emergency Light Bars	284
	LED Light Bars	284


	Directional Arrows	285
	LED Directional Arrows	285

	Mini Bars	285
	LED Mini Bars	285
	Mini Bar Mounts	289


	Revolving Beacons	289
	LED Revolving Beacons	289

	Strobe Beacons	290
	LED Strobe Beacons	290

	Surface & Grommet Mount Strobes	293
	LED Surface & Grommet Mount Strobes	293

	Reflectors	296
--	-------------------	------------

	Concealed Strobe Systems	296
	LED Concealed Strobe Systems	296

	Replacement Bulbs	297
	Whelen Replacement Bulbs	297
	ECCO Replacement Bulbs	298
	Star Warning Systems Replacement Bulbs	298

	Towing Warning Devices	299
--	-------------------------------	------------

	Back-Up Alarms & Switches	299
	Back-Up Alarms	299
	Back-Up Alarm Switches	301


	Horns	301
--	--------------	------------

Emergency Light Bars

LED Light Bars

LED


Whelen Justice®

- Bars can be configured w/ LED modules & lenses to meet your needs
- Includes permanent mount brackets, strap mounting can kit be ordered separately
- 15' passenger side cable
- Rated 12V
- Size: 12"W x 2.25"H
- Approvals: SAE Class I
- **LED colors available:** 



Part Number	Length	Description
WH-JE8AMB	50"	Chassis, lens & 4 led modules, amber
WH-JE2AMB	56"	Chassis, lens & 4 led modules, amber


Whelen Cenator®

- Bars can be configured w/ LED modules & lenses to meet your needs
- Includes permanent mount brackets,
- Rated 12V
- Size: 12.1"W x 2.5"H
- Approvals: SAE Class I
- **LED colors available:** 



Part Number	Length	Description
WH-CV42A6	42"	Chassis, lens & 6 warning modules & 4 corner modules, amber
WH-CV48A6	48"	Chassis, lens & 6 warning modules & 4 corner modules, amber
WH-CV60A10	54"	Chassis, lens & 10 warning modules & 4 corner modules, amber

ECCO Vantage™

- Bars can be configured w/ 6 different LED auxiliary modules: wide angle or focused warning, stop/tail/turn, worklamp, alley light & take-down light
- Range of strap mounting accessory kits
- 33 flash patterns
- Rated 12-24V
- Size: 11"W x 2.5"H
- Approvals: SAE Class I
- **LED colors available:** 



Part Number	Length	Description
EC-12-20001-E	48"	Chassis, lens & 16 warning modules, amber
EC-12-20005-E	54"	Chassis, lens & 16 warning modules, 2 worklamps, 2 alley lights & 2 S/T/T, amber
EC-12-20006-E	60"	Chassis, lens & 16 warning modules, 2 worklamps, 2 alley lights & 2 S/T/T, amber
◀ EC-EZ0006		9 function key pad controller (sold separately)
EC-3410CBMK		Dash mount bracket for key pad controller

The light bars we offer come with as many options as there are applications to use them in. For help with designing & ordering a light bar that meets your exact specifications, please contact your local sales rep or customer service.

Directional Arrows

LED Directional Arrows

LED

ECCO Spot/Flood Work Combination LED Utility Bar w/ Safety Director™



- Features: 5-watt LED's, 10 flash patterns
- Includes: weather protected controller connection
- Approvals: SAE Class I
- Rated: 12-24V; 5-10amps
- **LED colors available:**

Part Number	Size	Description
EC-EW3420	51.81"L x 3.69"H x 2.3"D	LED light w/ 15ft. cable

ECCO Safety Director™



- Features: extruded aluminum housing, polycarbonate lens, 8 reflective LED modules w/ 6 LED's, 9 flash patterns
- Includes: controller w/ LED display & 20 amp auxiliary relay
- Approvals: SAE J845 Class I, CE, ECE R10
- Rated: 12 volts; 1.6 amps
- **LED colors available:**

Part Number	Size	Description
EC-3410A	48.1"L x 1.9"H x 2.5"D	LED light w/ 15ft. cable
EC-3435A	48.1"L x 1.9"H x 2.5"D	LED light w/ 35ft. cable
EC-3455A	48.1"L x 1.9"H x 2.5"D	LED light w/ 55ft. cable

ECCO LED Safety Director™



- Features: extruded aluminum housing, polycarbonate lens, 8 reflective LED modules w/ 20 LED's, 9 flash patterns
- Includes: controller w/ LED display & 20 amp auxiliary relay
- Approvals: SAE J595 Class I, R10
- Rated: 12-24 volts; 1.6 amps
- **LED colors available:**

Part Number	Size	Description
EC-ED3315A	48.5"L x 2.0"H x 3.0"D	LED light w/ 15ft. cable
EC-ED3335A	48.5"L x 2.0"H x 3.0"D	LED light w/ 35ft. cable
EC-ED3355A	48.5"L x 2.0"H x 3.0"D	LED light w/ 55ft. cable

ECCO LED Safety Director™ Arrows



- Features: extruded aluminum housing, polycarbonate lens, 16 high powered LED modules w/ 20 LED's, 35 flash patterns
- Includes: in-cab controller
- Approvals: SAE J595 Class I, R10
- Rated: 12-24 volts; 2.8 amps
- **LED colors available:**

Part Number	Size	Description
EC-ED3307A	56"L x 22.5"H x 3.2"D	Single arrow w/ 35ft. cable
EC-ED3307SA	Two 28"L x 22.5"H x 3.2"D	Split arrow w/ 35ft. cable

LED Directional Arrows, cont'd

LED

North American Signal Co. Directional Arrow



- Features: 4 flashing modes (single) or 3 flashing modes (split)
- Includes 25ft. cord & switch control box
- Approvals:
- Rated:
- **LED colors available:** ●

Part Number	Size	Description
NA-4WABLED	54"L x 13.3"H x 4.15"D	Single arrow w/ 25ft. cable
NA-4WABSLED	Two 21"L x 13.3"H x 3.75"D	Split arrow w/ 25ft. cable

Mini Bars

LED Mini Bars

LED

ECCO Reflex™ - SAE Class I - 15"

- Features: reflective & TIR Optic LED modules, polycarbonate base, low profile lens, 18 flash patterns
- Vacuum magnet version comes with 2 vacuum magnets & cigarette cord w/ switched plug
- Approvals: SAE J845 Class I, CE
- Size: 15"L x 9"W x 2.5"D
- Rated: 12-24 volts; 6.0 amps
- **LED colors available:** ●●●●●●●●●●●●●●●●●●
- **Dome colors available:** ●●



Part Number	Color	Mount
EC-5590A	Amber dome, amber LED's	Permanent
EC-5590A-VM		Vacuum magnet
EC-5590CA	Clear dome, amber LED's	Permanent
EC-5590CA-VM		Vacuum magnet

ECCO Reflex™ - SAE Class I - 15"

- Features: eight LED reflector modules, polycarbonate base, low profile lens, 18 flash patterns
- Vacuum magnet version comes with 2 vacuum magnets & cigarette cord w/ switched plug
- Approvals: SAE J845 Class I, CE
- Size: 15"L x 9"W x 2.5"D
- Rated: 12-24 volts; 5.1 amps
- **LED colors available:** ●●●●●●●●●●●●●●●●●●
- **Dome colors available:** ●●



Part Number	Color	Mount
EC-5585A	Amber dome, amber LED's	Permanent
EC-5585A-VM		Vacuum magnet
EC-5585CA	Clear dome, amber LED's	Permanent
EC-5585CA-VM		Vacuum magnet

LED Mini Bars, cont'd

LED

ECCO Reflex™ - SAE Class II - 15"

- Features: eight LED reflector modules, polycarbonate base, low profile lens, 18 flash patterns
- Vacuum magnet version comes with 2 vacuum magnets & cigarette cord w/ switched plug
- Approvals: SAE J845 Class II, CE
- Size: 15"L x 9"W x 2.5"D
- Rated: 12-24 volts; 2.7 amps
- **LED colors available:** ●
- **Dome colors available:** ○ ●



Part Number	Color	Mount
EC-5580A	Amber dome, amber LED's	Permanent
EC-5580A-VM	Amber dome, amber LED's	Vacuum magnet
EC-5580CA	Clear dome, amber LED's	Permanent
EC-5580CA-VM	Clear dome, amber LED's	Vacuum magnet

ECCO Reflex™ - SAE Class I - 11"

- Features: four LED reflector modules, polycarbonate base, low profile lens, 18 flash patterns
- Vacuum magnet version comes with 2 vacuum magnets & cigarette cord w/ switched plug
- Approvals: SAE J845 Class I, CE
- Size: 11"L x 7.6"W x 2.2"D
- Rated: 12-24 volts; 2.7 amps
- **LED colors available:** ● ●
- **Dome colors available:** ○ ●



Part Number	Color	Mount
EC-5550A	Amber dome, amber LED's	Permanent
EC-5550A-VM	Amber dome, amber LED's	Vacuum magnet
EC-5550CA	Clear dome, amber LED's	Permanent
EC-5550CA-VM	Clear dome, amber LED's	Vacuum magnet

ECCO Reflex™ - SAE Class II - 11"

- Features: four LED reflector modules, polycarbonate base, low profile lens, 18 flash patterns
- Vacuum magnet version comes with 2 vacuum magnets & cigarette cord w/ switched plug
- Approvals: SAE J845 Class I, CE
- Size: 11"L x 7.6"W x 2.2"D
- Rated: 12-24 volts; 2.7 amps
- **LED colors available:** ●
- **Dome colors available:** ○ ●



Part Number	Color	Mount
EC-5545A	Amber dome, amber LED's	Permanent
EC-5545A-VM	Amber dome, amber LED's	Vacuum magnet
EC-5545CA	Clear dome, amber LED's	Permanent
EC-5545CA-VM	Clear dome, amber LED's	Vacuum magnet

Mini Light Bar - SAE Class I - 11"

- Features: built-in controller, 8' cable w/cigarette plug, water resistant PC housing, 8 flash patterns
- Approvals: SAE Class I
- Size: 1.97"H x 10.87"L
- Rated: 12-24 volts
- **LED colors available:** ● ● ●
- **Dome colors available:** ○







Part Number	Color	Mount
TS-MLEDB-11-CA	Clear dome, amber LED's	Magnetic, w/ stainless permanent mount bracket included
TS-MLEDB-11-CAC	Clear dome, amber/clear LED's	
TS-MLEDB-11-CAG	Clear dome, amber/green LED's	

LED Mini Bars, cont'd

LED





ECCO Square Beacon - SAE Class I - Low Profile

- Features: hi-intensity LEDs combined w/ reflector technology, 24 flash patterns
- Vacuum magnet version comes with 2 vacuum magnets & cigarette cord w/ switched plug
- Approvals: SAE J845 Class I, CE
- Size: 6.5"L x 6.5"W x 2.3"D
- Rated: 12-24 volts; 8.6 amps
- **LED colors available:**  
- **Dome colors available:**  



Part Number	Color	Mount
EC-EB7180A	Amber dome, amber LED's	4-bolt
EC-EB7180A-VM		Vacuum magnet
EC-EB7180CA	Clear dome, amber LED's	4-bolt
EC-EB7180CA-VM		Vacuum magnet




ECCO Square Beacon - SAE Class I - Medium Profile

- Features: hi-intensity LEDs combined w/ reflector technology, 8 flash patterns
- Vacuum magnet version comes with 2 vacuum magnets & cigarette cord w/ switched plug
- Approvals: SAE J845 Class I, CE
- Size: 6.5"L x 6.5"W x 3.3"D
- Rated: 12-24 volts; 6.2 amps
- **LED colors available:**    
- **Dome colors available:**  



Part Number	Color	Mount
EC-EB7185AAA	Amber dome, amber LED's	4-bolt
EC-EB7185AAA-VM		Vacuum magnet
EC-EB7185CAA	Clear dome, amber LED's	4-bolt
EC-EB7185CAA-VM		Vacuum magnet

North American Signal Co. Action Lite™ LED

- Features: polycarbonate dome, painted steel base
- Cycles through 3 preprogrammed flash patterns
- Magnet mount version comes with 4-60lb. pull magnets & 15ft. cord w/ cigarette lighter plug & on/off switch
- Size: 17.25"L x 9.4"W x 2.75"D
- Rated: 12-24 volts; 1.4 amps
- **LED colors available:** 
- **Dome colors available:**  



Part Number	Color	Mount
NA-MMBZLEDFL-CA	Clear dome, amber LED's	Permanent
NA-MMBZLEDFLMCA	Clear dome, amber LED's	Magnet


Don't see what you need? Just ask! We are a full line distributor for all of these manufacturers and more, so we'll find you exactly what you need.



Mini Bar Mounts

ECCO Brake Light Mount

- Made for Ford F-150's, F-250's & F-350's
- Mounts to third brake light
- Enables mounting of lights without damaging the vehicle



Part Number	Color
EC-EZ1000B-FL	Black
EC-EZ1000W-FL	White

ECCO Adhesive Magnetic Mounting Plate

- Self-adhesive
- Single use
- Use one for beacons and two for minibars



Part Number	Color
EC-EZ2000HBT	Black

North American Signal Brake Light Mount

- Mounts to third brake light
- Drill free installation, uses a clamp & gasket system to hold in position



Part Number	Made for	Size
NA-VPE-F150	Aluminum body Ford F-150's, 2015 & newer	19" x 8"
NA-VPE-CHGM	GMC Sierra & Chevy Silverados, 2014 & newer	19" x 8"

Whelen Quick Fit Bolt On Mounting Platform

- Mounts w/ third brake light screw holes
- Drill free installation, uses a vehicle specific vacuum formed install kit (other models available)
- Models shown here are black powder coated steel & will work with magnet mount lights



Part Number	Made for	Size
WH-QFFORD1S	Ford F-150's, 2015-2020 & F-250 & F-350 Super Duty, 2017-2020	17.25" x 7.25"
WH-QFGM1S	GMC Sierra & Chevy Silverados, 2014 & newer	17.25" x 7.25"

Revolving Beacons

LED Revolving Beacons

LED

ECCO RotoLED™ Hybrid Beacon / Mini Bar - SAE Class I



- Features: polycarbonate lens, no brushes or gears to wear out, 8 3-watt LED's & a TIR optic for exceptionally bright beam
- Approvals: SAE J845 Class I
- Size: 13.3"L x 5.8"H x 6.3"W
- Rated: 12-24 volts; 2.6 amps
- **LED colors available:** ●
- **Dome colors available:** ●


Part Number	Color	FPM	Mount
EC-5280A	Amber dome, amber LED's	360	Permanent
EC-5280A-MG			Magnet

Strobe Beacons

LED Strobe Beacons

LED

ECCO Profile™ - SAE Class I



- Features: eight 3-watt LED's & a parabolic reflector, highly visible 'Pulse8' flash pattern
- Vacuum magnet version comes w/ cigarette cord & plug
- Approvals: SAE J485 Class I
- Size: 3.1"H x 6.4" dia.
- Rated: 12-36 volts; 1 amp
- **LED colors available:** 
- **Dome colors available:** 



Part Number	Color	FPM	Mount
EC-7460A	Amber dome, amber LED's	80	3 bolt flange/1" pipe
EC-7460A-VM	Amber dome, amber LED's	80	Vacuum magnet
EC-7460CA	Clear dome, amber LED's	80	3 bolt flange/1" pipe
EC-7460CA-VM	Clear dome, amber LED's	80	Vacuum magnet

ECCO Pulse II® - SAE Class I





- Features: poly-carbonate lens, aluminum base, 11 flash patterns
- Vacuum magnet version comes w/cigarette cord & switched plug
- Approvals: SAE J845 Class I
- Size: 6.5" dia.
- Rated: 12-24 volts; 3.6 amps
- **LED colors available:** 
- **Dome colors available:** 

Part Number	Color	Height	Mount
EC-7965A	Amber dome, amber LED's	4.9"	3 bolt flange/1" pipe
EC-7965A-VM	Amber dome, amber LED's	4.9"	Vacuum magnet
EC-7970A	Amber dome, amber LED's	6.7"	3 bolt flange/1" pipe
EC-7970A-VM	Amber dome, amber LED's	6.7"	Vacuum magnet

ECCO Pulse II® - SAE Class II



- Features: poly-carbonate lens, aluminum base, 11 flash patterns
- Vacuum magnet version comes w/cigarette cord & switched plug
- Approvals: SAE J845 Class II
- Size: 6.5" dia.
- Rated: 12-24 volts; 1.3 amps
- **LED colors available:** 
- **Dome colors available:** 

Part Number	Color	Height	Mount
EC-7945A	Amber dome, amber LED's	5"	3 bolt flange/1" pipe
EC-7945A-VM	Amber dome, amber LED's	5"	Vacuum magnet
EC-7950A	Amber dome, amber LED's	7"	3 bolt flange/1" pipe
EC-7950A-VM	Amber dome, amber LED's	7"	Vacuum magnet

LED Strobe Beacons, cont'd

LED

ECCO Pulse II® - SAE Class I, Heavy Duty



- Features: aluminum base, encapsulated electronics, 11 flash patterns
- Approvals: SAE J845 Class I
- Size: 4.9"H x 6.5" dia.
- Rated: 12-24 volts; 3.6 amps
- **LED colors available:**
- **Dome colors available:**

Part Number	Color	Height	Mount
EC-7975A	Amber dome, amber LED's	4.9"	3 bolt flange/1" pipe
EC-7980A	Amber dome, amber LED's	6.7"	3 bolt flange/1" pipe

ECCO Pulse® - SAE Class I



- Features: sixteen 3-watt LED's, hi/lo intensity control, thread on poly-carbonate lens, die cast aluminum base
- Vacuum magnet version comes w/cigarette cord & plug
- Approvals: SAE J845 Class I
- Size: 5.6"H x 6.5" dia.
- Rated: 12-24 volts; 3.7 amps
- **LED colors available:**
- **Dome colors available:**

Part Number	Color	FPM	Mount
EC-7960A	Amber dome, amber LED's	80 dbl/ 65 quad	3 bolt flange/1" pipe
EC-7960A-VM			Vacuum magnet

ECCO Reflex™ - SAE Class I

- Features: hi-intensity LEDs & reflector technology for a bright beam, hi/lo intensity control
- Vacuum magnet version comes w/cigarette cord & plug
- Approvals: SAE J845 Class I
- Size: 3.9"H x 6.5" dia.
- Rated: 12-24 volts; 2.0 amps
- **LED colors available:**
- **Dome colors available:**



Part Number	Color	Mount
EC-7160A	Amber dome, amber LED's	3 bolt flange/1" pipe
EC-7160A-VM		Vacuum magnet

ECCO Low Intensity (NON LED)

- Features: polycarbonate lens, glass filled nylon base, low intensity
- Magnet version comes w/cigarette cord & plug
- Size: 3.8"H x 5.1" dia.
- Rated: 12-80 volts; .3 amps
- **Dome colors available:**



Part Number	Color	FPM	Mount
EC-6410A	Amber	70 single	3 bolt flange
EC-6410A-MG	Amber	70 single	Magnet
EC-R6410FT			Replacement flash tube

LED Strobe Beacons, cont'd

LED

ECCO - SAE Class III



- Features: three 3-watt LED's, poly-carbonate lens, reinforced nylon base, highly visible 'Pulse8' flash pattern
- Size: 4.9"H x 2.8" dia.
- Rated: 12-80 volts; 2.7 amps
- **LED colors available:**

- **Dome colors available:**




Part Number	Color	FPM	Mount
EC-6262A	Amber	70	3 bolt flange/1" pipe
EC-6267A	dome, amber LED's		Vacuum magnet
EC-6220A (NON LED)		85	2 bolt

North American Signal - Dual Color



- Features: user selectable flash patterns, incl. alternating two colors or one independent
- Size: 5.5" dia. x 4.5" H
- Rated: 12.8 volts; .5 amps
- **LED colors available:**

- **Dome colors available:**




Part Number	Color	Mount
NA-LED625-CAG	Clear dome, amber/green LED's	Flange
NA-LED625MX-CAG		Magnet
NA-LED625-CAC	Clear dome, amber/clear LED's	Flange
NA-LED625MX-CAC		Magnet

Star Warning Systems Halo™ - Dual Color





- Features: thread on polycarbonate lens, polycarbonate base, 12 user selectable flash patterns
- Approvals: SAE Class I
- Size: 6-13/32" dia.
- Rated: 12-24 volts; .7 amps @ 12V
- **LED colors available:**

- **Dome colors available:**


Part Number	Color	Height	Mount
ST-258HTDCL-AW	Clear dome, amber/clear LEDs	6-11/16"	Flange
ST-258HTDCLV-AW		6-11/16"	Vacuum magnet
ST-258HTDSL-AW	Clear dome, amber/clear LEDs	4-3/4"	Flange
ST-258HTDSLVAW		4-3/4"	Vacuum magnet

Star Warning Systems Halo™ - Single Color



- Features: thread on polycarbonate lens, polycarbonate base, 24 user selectable flash patterns, hi/lo intensity control
- Approvals: SAE Class I or Class II
- Size: 6-13/32" dia.
- Rated: 12-24 volts; .6 amps @ 12V
- **LED colors available:**

- **Dome colors available:**


Part Number	Color	Height	Mount	SAE
ST-255H8TCL-A	Amber	6-11/16"	Flange	Class I
ST-255H8TCLV-A	Amber	6-11/16"	Vacuum magnet	
ST-255H8TSL-A	Amber	4-3/4"	Flange	
ST-255H8TSLV-A	Amber	4-3/4"	Vacuum magnet	
ST-255HTSL-A	Amber	4-3/4"	Flange	Class II
ST-255HTSLV-A	Amber	4-3/4"	Vacuum magnet	

Surface & Grommet Mount Strobes

LED Surface & Grommet Mount Strobes

LED

ECCO 20 Diode LED Light Heads



- Features: 20 LED's, 7 flash patterns, synchronization capability
- Polycarbonate housing w/ encapsulated electronics
- Approvals: SAE J595 Class I
- Surface mount size: 5.9"L x 2.1"W x 1.2"D
- Grommet mount size: 6.5"L x 2.1"W x 1.2"D
- Rated: 12-24 volts; .4 amps
- **LED colors available:**

Part Number	Color	Mount
EC-3811A	Clear lens, amber LED's	Surface
EC-3861A	Clear lens, amber LED's	Grommet

ECCO 16 Diode LED Light Heads

- Features: high output LED's, 8 flash patterns, vibration & shock resistant
- Ultrasonically sealed housing
- Approvals: SAE J595 Class I
- Size: 6.38"L x 2.19"W x 1.5"D
- Rated: 12 volts; .5 amps
- **LED colors available:**



Part Number	Color	Mount
EC-3965A	Clear lens, amber LED's	Grommet (included)


ECCO 56 Diode LED Light Heads

- Features: 56 high-intensity LED's, 15 flash patterns, simple 3-wire hook up
- Size: 6.445"L x 1.955"W x .340"D
- Rated: 12 volts; .8 amps
- **LED colors available:**



Part Number	Color	Mount
EC-3911A	Clear lens, amber LED's	Surface

ECCO 18 Diode LED Light Heads



- Features: 18 high-intensity LED's, 16 flash patterns
- EC-3931A size: 3.830"L x 1.955"W x .343"D
- EC-3932A size: 5.080"L x 1.480"W x .343"D
- Rated: 12 volts; .5 amps
- **LED colors available:**

Part Number	Color	Mount	Fig.
EC-3931A	Clear lens, amber LED's	Surface	A
EC-3932A	Clear lens, amber LED's	Surface	B

LED Surface & Grommet Mount Strobes, cont'd

LED

Star Warning Systems 42 Diode LED Light Heads



- Features: fully encapsulated circuitry, up to 21 user selectable flash patterns
- Size: 5-3/4"L x 2-1/4"W x 1/2"D
- Rated: 10-16 volts; .3 amps @ 12V
- **LED colors available:**

Part Number	Color	Description	Mount
ST-DLXT-121-AA	Clear lens, amber LED's	Rectangle bezel - black	Surface
ST-DLXT-121-CAA	Clear lens, amber LED's	Rectangle bezel - chrome	Surface
ST-DLXT-124-AA	Clear lens, amber LED's	Oval bezel - Black	Surface
ST-DLXT-124-CAA	Clear lens, amber LED's	Oval bezel - chrome	Surface

LED Warning Lamps



- Features: self contained, 8 flash patterns
- Kit includes: snap ring, rubber grommet, AMP sealed connector & pigtail (mating pigtail #OT-A-45PMB, sold separately)

Part Number	Color	Description
TS-LEDW4-A	Clear lens, amber LED's	4" round
TS-LEDWO-A	Clear lens, amber LED's	6" oval

ECCO 24 Diode LED Light Heads



- Features: twenty four 1-watt LED's, 16 flash patterns, synchronizable w/ additional EC-3510 lights, polycarbonate lens
- Approvals: SAE J595 Class I
- Size: 3.3"L x 1.1"W x .4"D
- Rated: 12 volts; .75 amps
- **LED colors available:**

Part Number	Color	Mount
EC-3510A	Clear lens, amber LED's	Surface

Maxxima 4 Diode LED Light Heads



- Features: 22 flash patterns, synchronizable, polycarbonate lens & housing, resinsealed electronics, ultra low profile, includes black bezel
- Approvals: Class I
- Size: 4.4"L x 1.5"W x .09"D
- Rated: 12 volts; .7 amps
- **LED colors available:**

Part Number	Color	Mount
MX-M20384YCL	Clear lens, amber LED's	Surface

LED Surface & Grommet Mount Strobes, cont'd

LED

ECCO 12 Diode LED Light Heads

- Features: 12 high intensity LED's, simultaneous or alternating synchronization, die cast base, polycarbonate lens, 12 flash patterns
- Approvals: SAE J595 Class I
- Size: 4.7"L x 1.2"W x 0.5"D
- Rated: 12-24V, 1.5 amps
- **LED colors available:**



Part Number	Color	Mount
EC-ED3702AC	Clear lens; amber/clear LEDs	Multi-mount

ECCO 12 Diode LED Light Heads

- Features: 12 hi-intensity LED's (6 of each color), synchronizable, 69 flash patterns, aluminum heat sink housing & polycarbonate lens
- Size: 6.4"L x 1.2"W x 1.4"D
- Approvals: SAE J595 Class I
- Rated: 12-24 volts; 0.8 amps
- **LED colors available:**



Part Number	Color	Mount
EC-ED3766AC	Clear lens, amber LED's	Surface

ECCO 4/6 Diode LED Light Heads

- Features: 4 & 6 high intensity LED's, synchronization capabilities, 21 flash patterns
- Approvals: SAE J595 Class I
- Size: 1.3"W x 1.1"D
- Rated: 12-24V, 0.7 amps (EC-ED3704), 0.9 amps (EC-ED3705)
- **LED colors available:**



Part Number	Color	Mount	Length
EC-ED3704AC	Clear lens; amber LEDs	Surface	4.5"
EC-ED3705AC		Surface	6.2"

ECCO 6 Diode LED Light Heads

- Features: 6 LED's, 13 flash patterns, synchronizable, four mounting options (hardware included), aluminum housing, polycarbonate lens, 180° warning light w/ work light & puddle light combination
- Size: 5.2"L x 1.3"W x 1.5"D
- Approvals: SAE J595 Class I
- Rated: 12-24V, 1.8 amps
- **LED colors available:**



Part Number	Color	Mount
EC-ED3777A	Clear lens; amber LEDs	Multi-mount

Star Warning Systems 3 Diode LED Light Heads


- Features: 3 LED's, synchronizable, 12 selectable flash patterns, diecast aluminum base
- Size: 1"H x 3 1/16"W x 7/16"D
- Approvals: SAE Class I
- Rated: 10-16 volts; 0.3 amps
- **LED colors available:**



Part Number	Color	Mount
ST-DLIT3S-A	Clear lens, amber LED's	Multiple options

Reflectors


Adhesive Mount Reflectors



Truck-Lite Part Number	Color	Size	Fig.
TL-45	Red	2-3/16" dia.	A
TL-45A	Amber	2-3/16" dia.	A
TL-47	Red	3-3/16" dia.	B
TL-47A	Amber	3-3/16" dia.	B
TL-54	Red	4-3/8" x 1-7/8"	C
TL-54A	Amber	4-3/8" x 1-7/8"	C

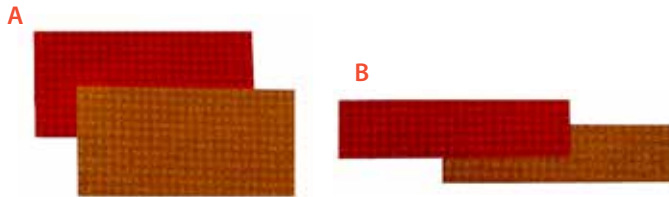
Hole Mount Reflectors

- Mounts w/ #10 screws



TSC Part Number	Truck-Lite Part Number	Color	Size	Fig.
TS-25R	TL-52	Red	2-3/16" dia.	A
TS-25A	TL-52A	Amber	2-3/16" dia.	A
N/A	TL-98006R	Red	3-1/4" dia.	B
N/A	TL-98006Y	Amber	3-1/4" dia.	B
N/A	TL-98031R	Red	4-3/8" x 1-7/8"	C
N/A	TL-98031Y	Amber	4-3/8" x 1-7/8"	C

Industrial Strength Adhesive Reflectors



Part Number	Color	Size	Fig.
REF-24R	Red	2" X 4"	A
REF-24A	Amber	2" X 4"	A
REF-14R	Red	1" X 4"	B
REF-14A	Amber	1" X 4"	B

Concealed Strobe Systems

LED Concealed Strobe Systems

LED

ECCO Hide-A-LED™ System

- Features: polycarbonate lens, nickel plated housing, 9ft. cable, high-intensity LED's
- 16 selectable flash patterns, synchronizable
- Mounts in 1" dia. hole
- In-line waterproof driver module eliminates the need for a remote power supply
- EC-9021CC & EC-9022CC have two light heads connected to a single power supply**
- LED colors available:**



Part Number	Heads	Mount	Rated
EC-9014C	1 - clear	Flange	12-24V; 0.9A
EC-9011C	1 - clear	Screw-on	12-24V; .35A
EC-9013C	1 - clear	Flange	12-24V; 1.5A
EC-9021CC	2 - clear	Screw-on	12-24V; 1.0A
EC-9031C	1 - clear	Plug-in	12V; .35A
EC-9022CC	2 - clear	Plug-In	12-24V; 1.0A

LED Concealed Strobe Systems

LED

ECCO Hide-A-LED™ System

- Features: 10" cable, high-intensity LED's
- 29 selectable flash patterns (single color) or 69 selectable flash patterns (dual color) synchronizable, dimmable
- Mounts in 1" dia. hole



- In-line waterproof driver module eliminates the need for a remote power supply

- **LED colors available:**

Part Number	Color	Mount	Rated
EC-ED9040A	Amber	Bracket	12-24V; 1.2A
EC-ED9040AW	Amber/White		12-24V; 0.6A

Replacement Bulbs

Whelen Replacement Bulbs

3-Pin 'U' Strobe Tube

- Plug in



Part Number

WH-FT10A

Helix 1-1/2 Turn Super Strobe® Tube

- With polished reflector



Part Number

WH-SSTUBE

Universal Flash Tube



Part Number

WH-UNI

Snap-In Bulbs



Part Number	Description	Watts	Fig.
WH-H20SN12	Halogen, green dot	20	A
WH-H27SN12	Halogen, red dot	27	A
WH-H35SN12	Halogen, horizontal filament, white dot	35	A
WH-H35HSN12	Halogen, horizontal filament, gold dot	35	A
WH-H50SN12	Halogen, horizontal filament, blue dot	50	A
WH-STOPSN12	Incandescent, brake/tail/turn, DOT3 systems	27	B

Twist-Lock - 3 Position Connection - Halogen & Strobe Bulbs



Part Number	Description	Watts	Fig.
WH-H35TL12	Halogen	35	A
WH-H50TL12	Halogen	50	B
WH-BRAKTL12	Incandescent, brake/tail/turn	-	C
WH-S30TL	Strobe tube, helix 1-1/2 turn	-	D
1-480305-0	Replacement connector (on light)	-	-
1-480303-0	Replacement connector (mate)	-	-
60620-1	Replacement pin terminal (on light)	-	-
60619-1	Replacement socket terminal (mate)	-	-

VEHICLE WARNING PRODUCTS

Whelen Replacement Bulbs, cont'd

Bi-Pin Bulbs



Part Number	Description	Watts
WH-H20W12V	Halogen	20
WH-H27W12V	Halogen	27
WH-H35W12V	Halogen	35

MR16 Bulbs



Part Number	Description	Watts
FPB-FG	Halogen	65

ECCO Replacement Bulbs

Strobe Tube

- 6500 Series, models 2350, 5350, 5450



Part Number

EC-R6501FT

Strobe Tube

- 6200 Series



Part Number

EC-R6200FT

Strobe Tube

- Model 6410



Part Number

EC-R6410FT

Star Warning Systems Replacement Bulbs

Strobe Tube

- 200A series, 200B series, 250A series, 250C series, 250S series, 3940



Part Number

ST-129DH

Strobe Tube

- 200J series, 200Z series, 201Z series, 203MV series, 211R series, 735PS



Part Number

ST-129Z

Strobe Tube

- 200 series, 240 series, 250 series



Part Number

ST-129

Strobe Tube

- SH3904, SH3920, SH3922, 4 Corner Strobe Kit Colors



Part Number

ST-ST3901-A

Strobe Tube

- 9200S series & light bars with 360° strobe heads



Part Number

ST-ST3901-7

Strobe Tube



Part Number

ST-ST3901-12

Towing Warning Devices

Triangle Kit

- Set of three triangles housed in heavy duty plastic reusable storage container
- Meets DOT standards
- High impact weighted plastic base for support
- 14lbs.



Part Number	Description
TS-SL-711-70	15-1/2"H x 17-3/4"W

Heavy Duty Tow Truck Kit

- Two sealed 4" S/T/T's w/ 30ft. of cable w/ 4-pole connector w/ spring
- 80lb. pull magnets in chrome plated housing w/ mylar anti-scratch pads



Part Number	Description
TS-12499	Lighting Kit

For replacement 80lb. pull magnets, order part #TS-MAG-80.



Back-Up Alarms & Switches

Back-Up Alarms

ECCO 500 Series

- Reverse polarity & voltage spike protection
- Glass filled nylon housing w/ epoxy sealed electronics
- Can be installed on positive & negative ground vehicles
- EC-SA950 automatically adjusts to a minimum of 5dB above background noise



Part Number	Decibels	Volts	Amps
EC-505	87	12 - 24VDC	.1A
EC-510	97	12VDC	.2A
EC-520	97	12 - 24VDC	.2A
EC-530	102	12 - 24VDC	.2A
EC-575*	107	12 - 24VDC	.3A

*Has two wire leads instead of stud terminals for connection

Federal Signal Evacuator Plus

- 80 beeps per minute
- Reverse polarity & voltage spike protection
- Can be installed on positive & negative ground vehicles



Part Number	Decibels	Volts	Amps
TT-210330	87	12 - 48VDC	.02A
TT-210331	97	12 - 48VDC	.03A
TT-210333	107	12 - 48VDC	.17A
TT-210335	112	12 - 48VDC	.17A

VEHICLE WARNING PRODUCTS

Back-Up Alarms, cont'd

ECCO 600 Series

- Reverse mounted speaker enhances sound & protects speaker from moisture & dust
- Reinforced nylon housing w/ epoxy sealed electronics
- Can be installed on positive & negative ground vehicles
- EC-SA901 & EC-SA931 automatically adjust to a minimum of 5dB above background noise



Part Number	Decibels	Volts	Amps
EC-610N	97	12 - 36VDC	.1A
EC-630N	107	12 - 36VDC	.4A

ECCO 800 Series

- Steel housing & construction for rugged applications
- Sealed in epoxy to protect against dust, moisture & vibration
- EC-SA917 automatically adjusts to a minimum of 5dB above background noise



Part Number	Decibels	Volts	Amps
EC-850N	112	12 - 36VDC	.4A

ECCO Self-Adjusting Smart Alarms®



- Automatically adjust to a minimum of 5dB above background noise
- Reinforced nylon housing w/ epoxy sealed electronics
- Self grounding

Part Number	Decibels	Volts	Amps	Fig.
EC-SA901N	82 - 107	12 - 24VDC	.3A	A
EC-SA917N	87 - 112	12 - 24VDC	.4A	A
EC-SA950	82 - 102	12-24VDC	.4A	B

Preco Bac-A-Larm

- Solid state electronic sealed in urethane
- Features universal mounting brackets
- Meets SAE J944 & OSHA requirements



Part Number	Decibels	Volts	Amps
PR-220	87	12VDC	.2
PR-240	97	12 - 24VDC	.2

ECCO Compact Profile Alarm

- Low profile for easy installation
- Meets SAE J944 & OSHA requirements




Part Number	Decibels	Volts	Amps
EC-210	97	12VDC	.1

Back-Up Alarm Switches

ECCO Multi-Direction Switch

- Electro-mechanical actuation
- For heavy duty vehicles not equipped w/ back-up lights
- Normally open or closed
- 360° movement
- Metal housing
- Includes mounting bracket & waterproof compression fitting



Part Number	Circuit	Volts	Amps	Fig.
EC-SW30	SPDT	12-80VDC	10A	A
EC-SW15	SPDT	12-80VDC	10A	B

ECCO Single-Direction Switch

- Electro-mechanical actuation
- For light duty vehicles not equipped w/ back-up lights
- Normally open
- Single direction movement
- Weather resistant



Part Number	Circuit	Volts	Amps
EC-SW10	SPST	12-24VDC	0.5A

Federal Signal Multi-Direction Switch

- Activated in all directions
- Installed adjacent to gear shift lever or linkage, switch activates alarm when the actuating shaft is moved



Part Number	Description	Volts	Amps
TT-210298	12V Switch	12VDC	5A
TT-200053-95	Mounting bracket	-	-

TSC Single Direction Switch

- For vehicles not equipped w/ back-up lights
- Normally open, moves in one direction



Part Number	Volts	Amps
TS-136	12VDC	5A

Horns

Universal Buzzer

- For bus warning signal involving open doors, low air pressure, etc.
- Mounting: three 1/4" mounting holes, 5/8" center to center
- Rated: 12 volts; 2 amps



Part Number	Circuit	Function	Terminal Style
CH-4099	SPST	ON-OFF	2-screw

Dual Alarm

- Combination warning light & buzzer operate simultaneously
- Mounting: 11/16" dia. x 17/32"L mounting stem
- Rated: 12 volts; 2 amps



Part Number	Circuit	Function	Terminal Style
CH-4112-RC	SPST	ON-OFF	2-screw

Horns, cont'd

Compressed Air Horns



- Stainless steel, non-corrosive finish
- Size: 16"L x 7-1/2"W x 4-1/8"H"; bell dia.: 3-3/4"

Part Number	Description	Frequency (Hz)	Min dB @ 1m
FM-62000	Horn only	300 - 260	120
FM-62330	Horn w/ 12V compressor kit	300 - 260	114

Freeway Blaster Horns



- Steel housing w/ corrosion resistant finish & plastic projector & copper wire coil motor
- 3-7/8" x 3-3/4" x 3-1/4"
- Comes w/ universal mounting bracket

Part Number	Description	Terminals	Frequency (Hz)	Min dB @ 4"	Volts	Amps
FM-72102	High note	One/two	485	130	12	5
FM-72112	Low note	One/two	405	130	12	5

Trumpet Horns



- Steel housing w/ corrosion resistant finish & plastic projector & copper wire coil motor
- 3-7/8" x 3-3/4" x 3-1/4"
- Comes w/ universal mounting bracket

Part Number	Description	Terminals	Frequency (Hz)	Min dB @ 4"	Volts	Amps
FM-72000	High note	One	485	125	12	5
FM-72010	Low note	One	405	125	12	5

Vibrator Horns



- Steel housing w/ corrosion resistant finish & copper wire coil motor
- 3-5/8" dia. x 2-5/8" depth
- Comes w/ universal mounting bracket

Part Number	Description	Terminals	Frequency (Hz)	Min dB @ 4"	Volts	Amps
FM-40310	High note	One/two	430	130	12	4
FM-73600	Multi-voltage	One/two	430	114 @ 1m	24-48	.9


Contents



Brass Connectors	304
D.O.T. Approved Quick Connect Air Brake	304
D.O.T. Approved Air Brake - Nylon Tubing	307
Pipe	310
Compression	314
SAE 45° Flare	316
Rubber Hose Air Brake Fittings	318
Full Port 600WOG Forged Brass Ball Valve	319



Air Couplers & Plugs	320
---------------------------------	------------



Drain Cocks	322
--------------------	------------



D.O.T. Approved Push to Connect Air Brake Tube Fittings	323
--	------------



Steel Pipe Fittings	324
----------------------------	------------



Steel Caps & Plugs	325
For-Seal®	325
SAE 37° Flare-Twin	326



Industrial Tubing	326
Nylon Air Brake	326
Impact Tool Air	327
Heater	327
High Temp Heater	327
Air Brake	327
Air Brake Hose End Kit	328
Fuel Line	328
Vacuum	328

REFERENCE

Brass Fitting Sizing Chart	312
How To Identify an Unknown Plug Style	321

Brass Connectors

D.O.T. Approved Quick Connect Air Brake

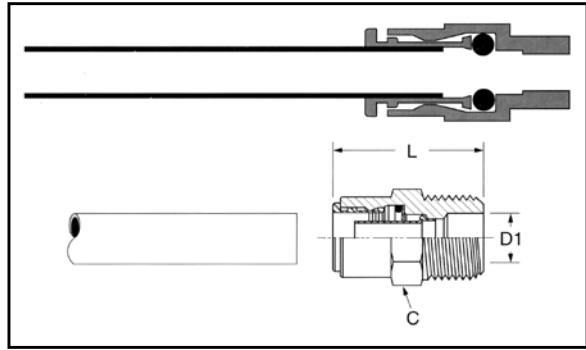
- **Typical Applications:** Air brake systems except where temperatures exceed 200°F or where battery acid can drip on tubing
- **Pressure:** Vacuum to 150psi
- **Vibration:** Moderate resistance
- **Temperature range:** -40°F to 200°F
- **Material:** CA360 brass (body & collet); Ethylene Propylene (o-ring)
- **Used with:** NT100 nylon tubing - SAE J844 Type A & B
- **Advantages:** Easy, fast assembly, one piece fitting, reusable
- **Conformances:** Meets SAE J1131 air brake system performance requirements & DOT FMVSS 571.106

Assembly Instructions:

- Using a tube cutter, make a square cut (max 15° angle).
- Insert tubing straight into fitting until a solid stop is felt. The tubing grip & seal (on o-ring) is now accomplished.
- Gently tug on tubing to ensure it is secure.

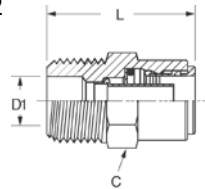
Disassembly Instructions:

- Check to be sure there isn't any air pressure.
- Depress collet head using fingers or tube release tool (part #W-1800TRK) to release grip on tubing.
- With the collet depressed, pull the tubing from the fitting.



Male Connector

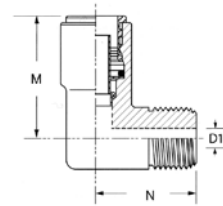
- Reference SAE No. AA0102



Part Number	Tube O.D.	Male Pipe Thread	Hex C	D1	L
W-1868X2.5X1	5/32	1/16	3/8	.09	.92
W-1868X2.5	5/32	1/8	7/16	.25	.92
W-1868X3	3/16	1/8	1/2	.25	.92
W-1868X4	1/4	1/8	9/16	.19	.95
W-1868X4X4	1/4	1/4	9/16	.34	1.18
W-1868X4X6	1/4	3/8	11/16	.41	1.17
W-1868X6X2	3/8	1/8	11/16	.19	1.33
W-1868X6	3/8	1/4	11/16	.31	1.29
W-1868X6X6	3/8	3/8	11/16	.41	1.27
W-1868X6X8	3/8	1/2	7/8	.53	1.47
W-1868X8X4	1/2	1/4	13/16	.31	1.46
W-1868X8	1/2	3/8	13/16	.41	1.35
W-1868X8X8	1/2	1/2	7/8	.53	1.50
W-1868X10X6	5/8	3/8	1	.41	1.72
W-1868X10	5/8	1/2	1	.53	1.71
W-1868X12	3/4	1/2	1-1/16	.53	1.72

90° Male Elbow

- Reference SAE No. AA0302

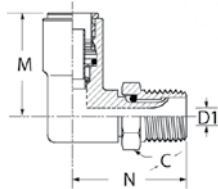


Part Number	Tube O.D.	Male Pipe Thread	D1	M	N
W-1869X2.5X1	5/32	1/16	.13	.75	.59
W-1869X2.5	5/32	1/8	.19	.75	.59
W-1869X3	3/16	1/8	.19	.84	.69
W-1869X4	1/4	1/8	.19	.92	.68
W-1869X4X4	1/4	1/4	.31	.92	.81
W-1869X4X6	1/4	3/8	.41	1.03	.82
W-1869X6X2	3/8	1/8	.19	1.08	.80
W-1869X6	3/8	1/4	.31	1.13	.96
W-1869X6X6	3/8	3/8	.41	1.06	.98
W-1869X6X8	3/8	1/2	.53	1.27	1.07
W-1869X8X4	1/2	1/4	.31	1.23	1.00
W-1869X8	1/2	3/8	.41	1.25	.98
W-1869X8X8	1/2	1/2	.53	1.25	1.11
W-1869X10X6	5/8	3/8	.41	1.44	1.09
W-1869X10	5/8	1/2	.53	1.48	1.22

D.O.T. Approved Quick Connect Air Brake, cont'd

90° Male Elbow w/ Swivel

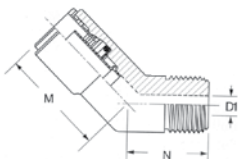
- Reference SAE No. AA02DD



Part Number	Tube O.D.	Male Pipe Thread	Hex C	D1	M	N
W-1869X4S	1/4	1/8	7/16	.13	.89	.88
W-1869X4X4S	1/4	1/4	9/16	.22	.99	1.06
W-1869X4X6S	1/4	3/8	11/16	.30	.98	1.06
W-1869X6X2S	3/8	1/8	7/16	.13	1.03	.97
W-1869X6S	3/8	1/4	9/16	.22	1.10	1.14
W-1869X6X6S	3/8	3/8	11/16	.30	1.12	1.15
W-1869X6X8S	3/8	1/2	7/8	.42	1.18	1.40
W-1869X8X4S	1/2	1/4	9/16	.22	1.08	1.20
W-1869X8S	1/2	3/8	11/16	.30	1.13	1.27
W-1869X8X8S	1/2	1/2	7/8	.42	1.20	1.47
1869X10X6S	5/8	3/8	11/16	.42	1.35	1.34
W-1869X10S	5/8	1/2	7/8	.42	1.38	1.54

45° Male Elbow

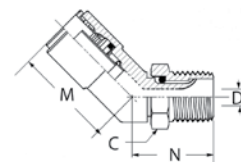
- Reference SAE No. AA0302



Part Number	Tube O.D.	Male Pipe Thread	D1	M	N
W-1880X4	1/4	1/8	.19	.95	.59
W-1880X4X4	1/4	1/4	.31	.95	.59
W-1880X6X2	3/8	1/8	.25	1.05	.48
W-1880X6	3/8	1/4	.31	1.05	.69
W-1880X6X6	3/8	3/8	.41	1.10	.63
W-1880X6X8	3/8	1/2	.53	1.20	.70
W-1880X8X4	1/2	1/4	.31	1.20	.87
W-1880X8	1/2	3/8	.41	1.10	.73
W-1880X8X8	1/2	1/2	.53	1.10	.76
W-1880X10X6	5/8	3/8	.41	1.25	.82
W-1880X10	5/8	1/2	.53	1.39	.90
W-1880X12	3/4	1/2	.53	1.26	.98

45° Male Elbow w/ Swivel

- Reference SAE No. AA03DD



Part Number	Tube O.D.	Male Pipe Thread	Hex C	D1	M	N
W-1880X4S	1/4	1/8	7/16	.13	.82	.60
W-1880X4X4S	1/4	1/4	9/16	.22	.98	.60
W-1880X6X2S	3/8	1/8	7/16	.13	1.20	.68
W-1880X6S	3/8	1/4	9/16	.22	1.20	.89
W-1880X6X6S	3/8	3/8	11/16	.30	1.20	.97
W-1880X8X4S	1/2	1/4	9/16	.22	1.20	1.20
W-1880X8S	1/2	3/8	11/16	.30	1.04	1.07
W-1880X8X8S	1/2	1/2	7/8	.42	1.08	1.22

Union

- Reference SAE No. AA0101



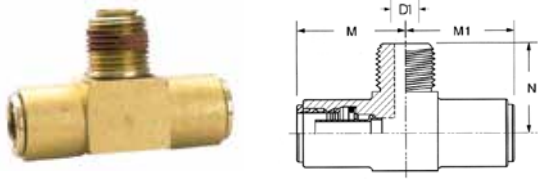
Part Number	Tube O.D.	Dia. C	L
W-1862X2.5	5/32	.44	1.41
W-1862X4	1/4	.53	1.62
W-1862X6	3/8	.69	1.94
W-1862X8	1/2	.83	1.96
W-1862X10	5/8	.96	2.51

Quick Connect Air Brake Fittings are used with the Nylon Air Brake Tubing located on page 326.

D.O.T. Approved Quick Connect Air Brake, cont'd

Male Branch Tee

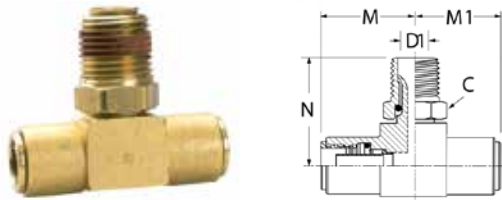
- Reference SAE AA0425



Part Number	Tube O.D.	Male Pipe Thread	D1	M	M1	N
W-1872X3	3/16	1/8	.19	.75	.74	.64
W-1872X4	1/4	1/8	.19	.93	.93	.64
W-1872X4X4	1/4	1/4	.19	.93	.93	.82
W-1872X6	3/8	1/4	.31	1.15	1.15	.91
W-1872X6X6	3/8	3/8	.31	1.15	1.15	.92
W-1872X8X4	1/2	1/4	.31	1.22	1.22	.98
W-1872X8	1/2	3/8	.41	1.24	1.24	.99
W-1872X8X8	1/2	1/2	.53	1.22	1.22	1.12

Male Branch Tee w/ Swivel

- Reference SAE No. AA04FF



Part Number	Tube O.D.	Male Pipe Thread	Hex C	D1	M	M1	N
W-1872X4S	1/4	1/8	7/16	.13	.93	.93	.80
W-1872X4X4S	1/4	1/4	9/16	.22	.93	.93	1.04
W-1872X6X2S	3/8	1/8	7/16	.13	1.15	1.15	.94
W-1872X6S	3/8	1/4	9/16	.22	1.15	1.15	1.14
W-1872X6X6S	3/8	3/8	11/16	.30	1.15	1.15	1.17
W-1872X8X4S	1/2	1/4	9/16	.22	1.23	1.23	1.21
W-1872X8S	1/2	3/8	11/16	.30	1.24	1.24	1.24
W-1872X8X8S	1/2	1/2	7/8	.42	1.21	1.19	1.42


Female Branch Tee



Part Number	Tube O.D.	Female Pipe Thread	M	N
W-1877X6	3/8	1/4	1.16	.78

90° Female Elbow

- Reference SAE No. AA0203



Part Number	Tube O.D.	Female Pipe Thread	M	N
W-1870X4	1/4	1/8	1.03	.83
1870X4X4	1/4	1/4	1.04	.78
W-1870X6X2	3/8	1/8	1.13	.96
W-1870X6	3/8	1/4	1.28	1.09
W-1870X6X6	3/8	3/8	1.21	1.07
W-1870X8	1/2	3/8	1.22	1.11
W-1870X8X8	1/2	1/2	1.33	1.07

Union Tee

- Reference SAE No. AA0401




Part Number	Tube O.D.	M	M1	M2
W-1864X4	1/4	.93	.93	.93
W-1864X6	3/8	1.15	1.15	1.15
W-1864X8	1/2	1.22	1.22	1.22

Plug (Nylon)



Part Number	Tube O.D.
W-1829X4	1/4
W-1829X6	3/8
W-1829X8	1/2

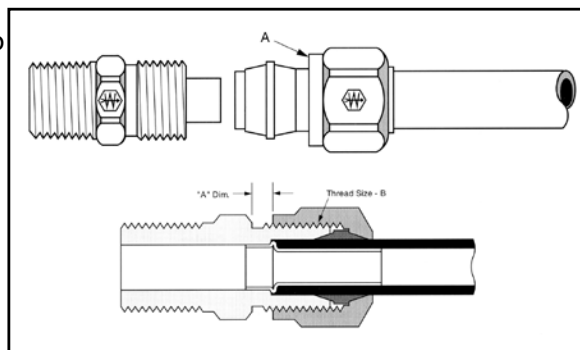
Tools



Part Number	Description	Fig.
W-1800TRK	Assists in removing tubing from connectors	A
W-1800-T	Assists in servicing connectors w/ o-rings	B

D.O.T. Approved Air Brake - Nylon Tubing

- **Typical Applications:** Air brake systems except where temperatures exceed 200°F or where battery acid can drip on tubing
- **Pressure:** Maximum operating pressure of 150psi
- **Vibration:** Fair resistance
- **Temperature range:** -40°F to 200°F
- **Material:** CA360 brass
- **Used with:** NT100 nylon tubing - SAE J844 Type A & B
- **Advantages:** Easy to assemble (no tube preparation or flaring required), built-in tube support, may be used w/ copper tubing by replacing nut, sleeve & insert w/ long nut & spherical sleeve, insert should be removed for copper tubing use
- **Conformances:** Meets SAE specifications & DOT FMVSS 571.106



Tube O.D.	B - Thread Size	Torque	A - Dimension
1/4	7/16 - 24	85 - 115in. lbs.	.085 / .105
3/8	17/32 - 24	12 - 17ft. lbs.	.125 / .145
1/2	11/16 - 20	25 - 33ft. lbs.	.100 / .120
5/8	13/16 - 18	26 - 35ft. lbs.	.115 / .135
3/4	1 - 18	38 - 50ft. lbs.	.180 / .200

Assembly Instructions:

- Cut tubing to desired length.
- Slide nut, then sleeve onto tubing. Threaded end of nut "A" must face toward fitting body.
- Insert tubing into pre-assembled fitting. Be sure tubing is bottomed in fitting.
- Tighten nut to required torque, as indicated on chart at right. Dimension A, also noted in chart, is another check for proper assembly. A gauge ring also assures installation to specification.

Disassembly Instructions:

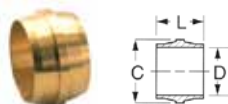
- Remove nut & pull tubing out of fitting. Insert will remain in tubing.

Reassembly Instructions:

- Push tubing over insert into fitting body until it bottoms. Thread nut onto fitting body & torque as above.

Sleeve

- Reference SAE No. 100115



Part Number	Tube O.D.	Dia. C	D	L
W-1460X4	1/4	.359	.256	.30
W-1460X6	3/8	.479	.384	.39
W-1460X8	1/2	.625	.509	.43
W-1460X10	5/8	.745	.635	.48
W-1460X12	3/4	.922	.760	.53

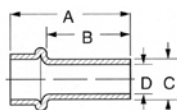
Nut

- Reference SAE No. 100110



Part Number	Tube O.D.	Hex C	D	L
W-1461X4	1/4	9/16	.256	.45
W-1461X6	3/8	5/8	.384	.63
W-1461X8	1/2	13/16	.509	.72
W-1461X10	5/8	15/16	.634	.77
W-1461X12	3/4	1-1/8	.760	.81

Insert (Brass)

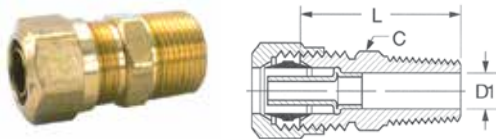


Part Number	Tube O.D.	A	B	C	D
W-1484X4	1/4	.64	.46	.163	.133
W-1484X6	3/8	.76	.58	.245	.215
W-1484X8	1/2	.94	.76	.370	.340
W-1484X10	5/8	1.06	.84	.434	.398
W-1484X12	3/4	1.21	1.00	.559	.523

D.O.T. Approved Air Brake - Nylon Tubing, cont'd

Male Connector

- Reference SAE No. 100102BA



Part Number	Tube O.D.	Male Pipe Thread	Hex C	D1	L
W-1468X4X1	1/4	1/16	7/16	.125	.90
W-1468X4	1/4	1/8	7/16	.188	.88
W-1468X4X4	1/4	1/4	9/16	.188	1.09
W-1468X4X6	1/4	3/8	11/16	.188	1.12
W-1468X6X2	3/8	1/8	9/16	.188	1.02
W-1468X6	3/8	1/4	9/16	.312	1.20
W-1468X6X6	3/8	3/8	11/16	.312	1.23
W-1468X6X8	3/8	1/2	7/8	.312	1.42
W-1468X8X4	1/2	1/4	11/16	.312	1.32
W-1468X8	1/2	3/8	11/16	.406	1.32
W-1468X8X8	1/2	1/2	7/8	.406	1.51
W-1468X8X12	1/2	3/4	1-1/16	.406	1.57
W-1468X10X6	5/8	3/8	13/16	.406	1.38
W-1468X10	5/8	1/2	7/8	.531	1.57
W-1468X10X12	5/8	3/4	1-1/16	.750	1.63
W-1468X12	3/4	1/2	1	.531	1.67
W-1468X12X12	3/4	3/4	1-1/16	.660	1.70

Female Connector

- Reference SAE No. 100103BA

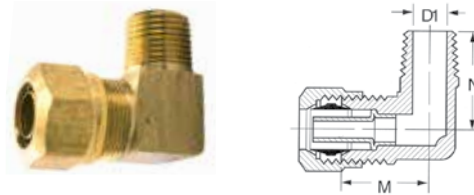


Part Number	Tube O.D.	Female Pipe Thread	Hex C	L
W-1466X4	1/4	1/8	9/16	.85
W-1466X6	3/8	1/4	11/16	1.19
W-1466X6X6	3/8	3/8	7/8	1.19
W-1466X8	1/2	3/8	7/8	1.28

Terminal Supply Co. is a full line Weatherhead distributor. If you don't see the size or variety of connector here that you need, contact customer service or your local sales rep to find you exactly what you need.

90° Male Elbow


- Reference SAE No. 100202BA



Part Number	Tube O.D.	Male Pipe Thread	D1	M	N
W-1469X4	1/4	1/8	.188	.63	.67
W-1469X4X4	1/4	1/4	.312	.69	.88
W-1469X4X6	1/4	3/8	.406	.74	.87
W-1469X6X2	3/8	1/8	.188	.73	.75
W-1469X6	3/8	1/4	.312	.80	.93
W-1469X6X6	3/8	3/8	.406	.85	.92
W-1469X6X8	3/8	1/2	.531	.95	1.11
W-1469X8X4	1/2	1/4	.312	.87	1.00
W-1469X8	1/2	3/8	.406	.94	1.00
W-1469X8X8	1/2	1/2	.531	1.04	1.19
W-1469X10X6	5/8	3/8	.406	1.01	1.06
W-1469X10	5/8	1/2	.531	1.10	1.25
W-1469X10X12	5/8	3/4	.750	1.21	1.25
W-1469X12	3/4	1/2	.531	1.20	1.34

45° Male Elbow

- Reference SAE No. 100302BA



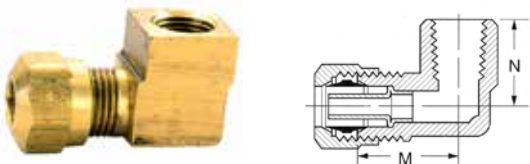
Part Number	Tube O.D.	Male Pipe Thread	D1	M	N
W-1480X4	1/4	1/8	.188	.50	.64
W-1480X4X4	1/4	1/4	.312	.61	.86
W-1480X6	3/8	1/4	.312	.72	.86
W-1480X6X6	3/8	3/8	.406	.76	.95
W-1480X8X4	1/2	1/4	.312	.85	.95
W-1480X8	1/2	3/8	.406	.85	.95
W-1480X8X8	1/2	1/2	.531	.88	1.17
W-1480X10	5/8	1/2	.531	.94	1.17

Always have the brass fitting you need when you order our Air Brake - Nylon Tubing Brass Kit (ABFK-KIT) on page 427. It has 192 pieces of sleeves, nuts, unions, male connectors & elbows, union tees & inserts in one spot.

D.O.T. Approved Air Brake - Nylon Tubing, cont'd

90° Female Elbow

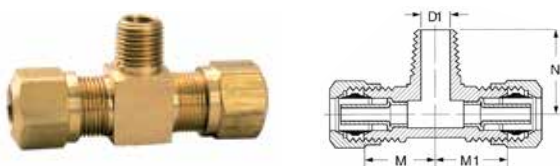
- Reference SAE No. 100203BA



Part Number	Tube O.D.	Female Pipe Thread	M	N
W-1470X4	1/4	1/8	.70	.54

Male Branch Tee

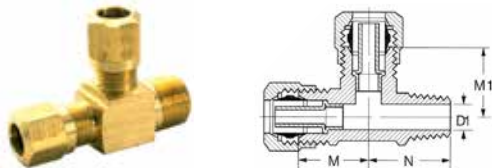
- Reference SAE No. 100425BA



Part Number	Tube O.D.	Male Pipe Thread	D1	M	M1	N
W-1472X4	1/4	1/8	.188	.63	.63	.67
W-1472X6X4X4	3/8x1/4	1/4	.312	.80	.69	.93
W-1472X6	3/8	1/4	.312	.80	.80	.93
W-1472X6X6X6	3/8	3/8	.406	.85	.85	.92
W-1472X8X6X6	1/2x3/8	3/8	.406	.94	.85	1.0
W-1472X8X8X4	1/2	1/4	.312	.87	.87	1.0
W-1472X8	1/2	3/8	.406	.94	.94	1.0

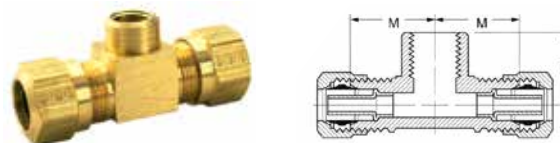
Male Run Tee

- Reference SAE No. 100424BA



Part Number	Tube O.D.	Male Pipe Thread	D1	M	M1	N
W-1471X4	1/4	1/8	.188	.64	.64	.67
W-1471X6X4X4	3/8x1/4	1/4	.312	.72	.69	.88
W-1471X6	3/8	1/4	.312	.80	.80	.93
W-1471X6X6X6	3/8	3/8	.406	.85	.85	.92

Female Branch Tee



Part Number	Tube O.D.	Female Pipe Thread	M	N
W-1477X6	3/8	1/4	.90	.78
W-1477X10X10X4	5/8	1/4	1.04	.89

Union

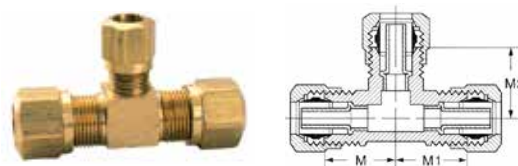
- Reference SAE No. 100101BA



Part Number	Tube O.D.	Hex C	L
W-1462X4	1/4	7/16	.85
W-1462X6	3/8	9/16	1.10
W-1462X8	1/2	11/16	1.31
W-1462X10	5/8	13/16	1.43
W-1462X12	3/4	1	1.60

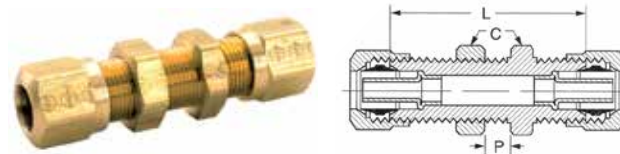
Union Tee

- Reference SAE No. 100401BA



Part Number	Tube O.D.	M	M1	M2
W-1464X4	1/4	.63	.63	.63
W-1464X6X6X4	3/8x3/8x1/4	.72	.72	.69
W-1464X6	3/8	.80	.80	.80
W-1464X8X8X6	1/2x1/2x3/8	.86	.86	.85
W-1464X8	1/2	.94	.94	.94

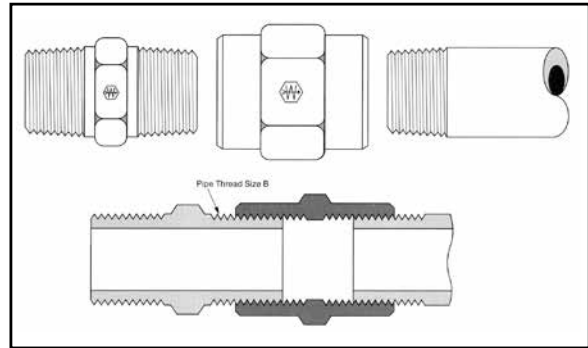
Bulkhead Union



Part Number	Tube O.D.	Hex C	L	Max P
W-1474X4	1/4	9/16	1.38	.25
W-1474X6	3/8	11/16	1.62	.25

Pipe

- **Typical Applications:** Grease, fuels, LP & natural gas (available on special order), refrigeration, instrumentation & hydraulic systems
- **Pressure:** Maximum operating pressure of 1200psi
- **Vibration:** Fair resistance
- **Temperature range:** -65°F to 250°F
- **Material:** CA360 brass
- **Used with:** Brass, bronze & iron pipe
- **Advantages:** Dryseal pipe threads, large ranges of sizes & configurations
- **Conformances:** UL Listed (available on special order) for fuel equipment, refrigeration & gas, meets ASA, ASME & SAE specifications



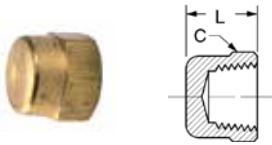
Pipe Size	Thread Size - B
1/16	1/16-27
1/8	1/8-27
1/4	1/4-18

Pipe Size	Thread Size - B
3/8	3/8-18
1/2	1/2-14
3/4	3/4-14

Assembly Instructions:

- Tighten approximately 2-1/2 turns past hand tight.
- Fittings w/ Seal-A-Thread tighten 2 turns past hand tight, brittle materials require special cautions

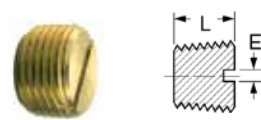
Cap



*PTF Short Thread

Part Number	Female Pipe Thread	Hex C	L
W-3129X2	1/8*	9/16	.50
W-3129X4	1/4*	11/16	.59
W-3129X6	3/8*	13/16	.68

Slotted Plug

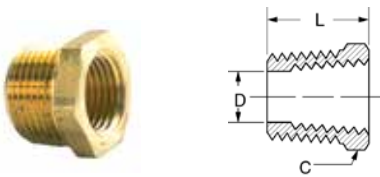


*PTF Short Thread

Part Number	Male Pipe Thread	E	L
W-3150X2	1/8*	.05	.28
W-3150X4	1/4*	.08	.42
W-3150X6	3/8*	.09	.43

Bushing

- Reference SAE No. 130140



*PTF Short Thread **Optional Counterbore

Part Number	Male Pipe Thread	Female Pipe Thread	Hex C	D	L
W-3220X4X2	1/4*	1/8	5/8	.339	.59
W-3220X6X2	3/8	1/8	11/16	.328	.75
W-3220X6X4	3/8*	1/4	11/16	.438	.69
W-3220X8X2	1/2*	1/8	7/8	.530**	.75
W-3220X8X4	1/2*	1/4	7/8	.438**	.75
W-3220X8X6	1/2*	3/8	7/8	.562	.75
W-3220X12X6	3/4*	3/8	1-1/8	.562	.88
W-3220X12X8	3/4*	1/2	1-1/8	.703	.88

Adapter

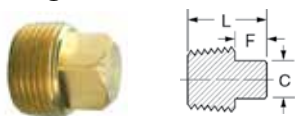
- Reference SAE No. 130139



Part Number	Female Pipe Thread	Male Pipe Thread	Hex C	D	L
W-3200X2	1/8	1/8	9/16	.219	.88
W-3200X4X2	1/4	1/8	3/4	.219	1.06
W-3200X4	1/4	1/4	3/4	.312	1.25
W-3200X6X4	3/8	1/4	7/8	.312	1.25
W-3200X6	3/8	3/8	7/8	.438	1.25
W-3200X8X6	1/2	3/8	1-1/16	.438	1.47
W-3200X12X6	3/4	3/8	1-1/4	.438	1.59
W-3200X12X8	3/4	1/2	1-1/4	.562	1.69

Pipe, cont'd

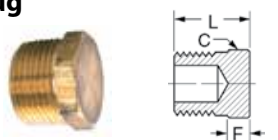
Square Head Plug



*PTF Short Thread

Part Number	Male Pipe Thread	Square C	F	L
W-3151X2	1/8*	.28	.24	.58
W-3151X4	1/4*	.37	.29	.74
W-3151X6	3/8*	.43	.32	.82
W-3151X8	1/2*	.56	.39	.99
W-3151X12	3/4*	.62	.43	1.12

Hex Head Plug



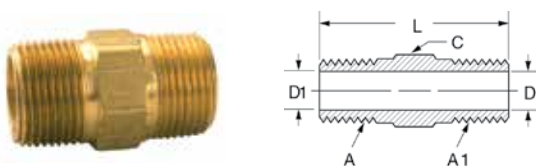
*PTF Short Thread

**PTF Special Short Thread

Part Number	Male Pipe Thread	Hex C	F	L
W-3152X2	1/8*	7/16	.19	.57
W-3152X4	1/4*	9/16	.18	.62
W-3152X6	3/8*	11/16	.22	.72
W-3152X8	1/2*	7/8	.22	.78
W-3152X12	3/4**	1-1/16	.25	.88

Hex Nipple

- Reference SAE No. 130137



*Optional Counterbore .312

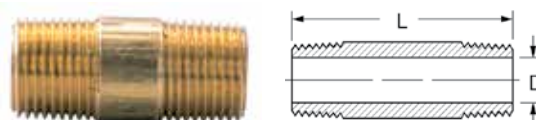
Part Number	Male Pipe Thread A	Male Pipe Thread A1	Hex C	D	D1	L
W-3325X1	1/16	1/16	3/8	.125	.125	.978
W-3325X2	1/8	1/8	7/16	.219	.219	.97
W-3325X2X1	1/8	1/16	7/16	.230	.156	.955
W-3325X4X2	1/4	1/8	9/16	.219	.219*	1.19
W-3325X4	1/4	1/4	9/16	.312	.312	1.38
W-3325X6X2	3/8	1/8	11/16	.219	.438	1.22
W-3325X6X4	3/8	1/4	11/16	.312	.438	1.41
W-3325X6	3/8	3/8	11/16	.438	.438	1.41
W-3325X8	1/2	1/2	7/8	.562	.562	1.81
W-3325X12	3/4	3/4	1-1/8	.750	.750	1.94

Close Nipple



Part Number	Male Pipe Thread	D	L
W-3326X2	1/8	.281	.75
W-3326X4	1/4	.375	.88
W-3326X6	3/8	.500	1.00
W-3326X8	1/2	.625	1.12
W-3326X12	3/4	.750	1.38

Long Nipple



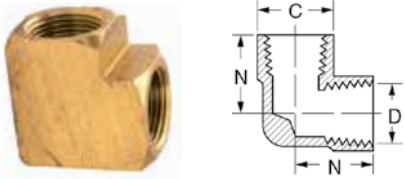
Part Number	Male Pipe Thread	D	L
W-3327X2	1/8	.281	1.50
W-3328X2	1/8	.281	2.00
W-3329X2	1/8	.281	2.50
W-3330X2	1/8	.281	3.00
W-3331X2	1/8	.281	3.50
W-3327X4	1/4	.375	1.50
W-3328X4	1/4	.375	2.00
W-3329X4	1/4	.375	2.50
W-3330X4	1/4	.375	3.00
3331X4	1/4	.375	3.50
W-3327X6	3/8	.480	1.50
W-3328X6	3/8	.490	2.00
W-3329X6	3/8	.480	2.50
W-3330X6	3/8	.480	3.00
3331X6	3/8	.480	3.50
W-3328X8	1/2	.625	2.00
W-3329X8	1/2	.625	2.50
W-3330X8	1/2	.625	3.00
3328X12	3/4	.750	2.00
W-3329X12	3/4	.750	2.50

Terminal Supply Co. is a full line Weatherhead distributor. If you don't see the size or variety of connector here that you need, contact customer service or your local sales rep to find you exactly what you need.

Pipe, cont'd

90° Female Elbow

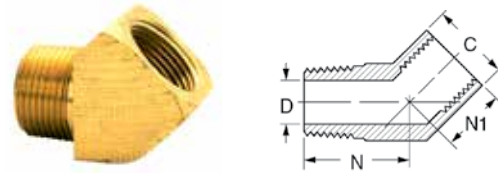
- Reference SAE No. 130238



Part Number	Female Pipe Thread	C	D	N
W-3500X2	1/8	9/16	.339	.55
W-3500X4	1/4	11/16	.438	.78
W-3500X6	3/8	13/16	.562	.84
W-3500X8	1/2	1	.703	1.09
W-3500X12	3/4	1-1/4	.906	1.16

45° Street Elbow

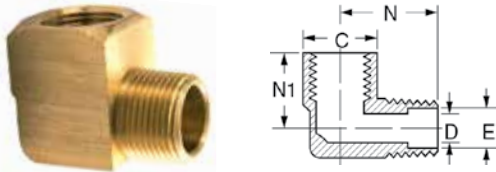
- Reference SAE No. 130339



Part Number	Male Pipe Thread	Female Pipe Thread	C	D	N	N1
W-3350X2	1/8	1/8	9/16	.219	.50	.38
W-3350X4	1/4	1/4	11/16	.312	.74	.56
W-3350X6	3/8	3/8	13/16	.438	.78	.56
W-3350X8	1/2	1/2	1	.562	1.00	.76
W-3350X12	3/4	3/4	1-1/4	.750	1.06	.75

90° Street Elbow

- Reference SAE No. 130239



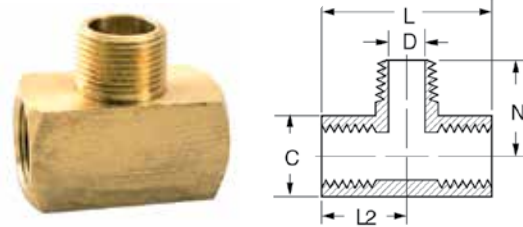
*PTF Short Thread

**PTF Special Short Thread

Part Number	Male Pipe Thread	Female Pipe Thread	C	D	E	N	N1
W-3400X2	1/8	1/8	9/16	.219	.25	.66	.47
W-3400X2W	1/8**	1/8*	1/2	.188	.25	.57	.34
W-3400X4X2	1/8	1/4	11/16	.219	--	.72	.53
W-3400X4W	1/4**	1/4*	11/16	.266	.36	.78	.45
W-3400X4	1/4	1/4	11/16	.312	--	.91	.72
W-3400X6	3/8	3/8	13/16	.438	--	.97	.78
W-3400X8	1/2	1/2	1	.562	--	1.25	1.03
W-3400X12	3/4	3/4	1-1/4	.750	--	1.38	1.12

Male Branch Tee

- Reference SAE No. 130425



Part Number	Male Pipe Thread	Female Pipe Thread	C	D	L	N	L2
W-3600X2	1/8	1/8	9/16	.219	1.10	.66	.55
W-3600X4	1/4	1/4	11/16	.312	1.56	.91	.78
W-3600X6	3/8	3/8	13/16	.438	1.68	.97	.84
W-3600X8	1/2	1/2	1	.562	2.18	1.25	1.09
W-3600X12	3/4	3/4	1-1/4	.750	2.31	1.38	1.16

Due to popular demand, we now offer a variety of different Brass Pipe Fitting kits. See page 427 for details on all of our assortments.

Terminal Supply Co. is a full line Weatherhead distributor. If you don't see the size or variety of connector here that you need, contact customer service or your local sales rep to find you exactly what you need.

Brass Fitting Sizing Chart

Use the abbreviations in the chart to determine the size of your brass connector based on the part number.

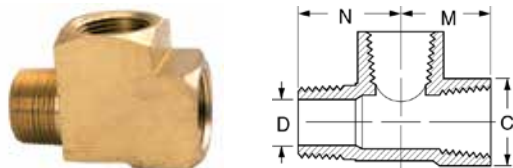
EX: W-1869 X 6 X 2
6 = 3/8" & 2 = 1/8"

Abbreviation	Size	Abbreviation	Size	Abbreviation	Size
1	1/16"	6	3/8"	12	3/4"
2	1/8"	8	1/2"	16	1"
4	1/4"	10	5/8"	20	1-1/4"

Pipe, cont'd

Male Run Tee

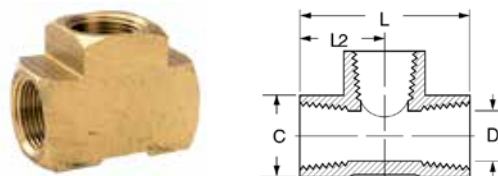
- Reference SAE No. 130424



Part Number	Male Pipe Thread	Female Pipe Thread	C	D	M	N
W-3750X2	1/8	1/8	9/16	.219	.55	.66
W-3750X4	1/4	1/4	11/16	.312	.78	.90
W-3750X6	3/8	3/8	13/16	.438	.84	.97
W-3750X8	1/2	1/2	1	.562	1.09	1.25
W-3750X12	3/4	3/4	1-1/4	.750	1.16	1.38

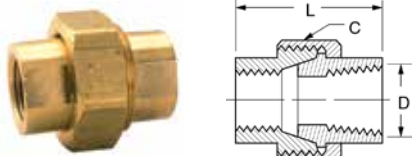
Tee

- Reference SAE No. 130438



Part Number	Female Pipe Thread	C	D	L	L2
W-3700X2	1/8	9/16	.339	1.10	.55
W-3700X4	1/4	11/16	.438	1.56	.78
W-3700X6	3/8	13/16	.562	1.68	.84
W-3700X8	1/2	1	.703	2.18	1.09
W-3700X12	3/4	1-1/4	.906	2.32	1.16

Union



*PTF Short Thread

Part Number	Female Pipe Thread	Hex C	D	L
W-3250X4	1/4*	1-1/16	.438	1.31
W-3250X8	1/2	1-9/16	.703	1.81

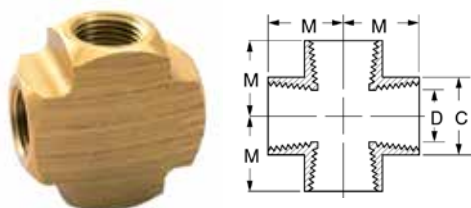
Coupling

- Reference SAE No. 130138



Part Number	Female Pipe Thread	Hex C	D	L
W-3300X1	1/16	7/16	.339	.75
W-3300X2	1/8	9/16	.339	.75
W-3300X4	1/4	3/4	.438	1.12
W-3300X6	3/8	7/8	.578	1.12
W-3300X8	1/2	1-1/16	.703	1.50
W-3300X12	3/4	1-1/4	.906	1.94

Cross



Part Number	Female Pipe Thread	C	D	M
W-3950X2	1/8	1/2	.339	.50
W-3950X4	1/4	11/16	.438	.75
W-3950X6	3/8	7/8	.562	.81
W-3950X8	1/2	1	.703	1.09

Reducer Coupling

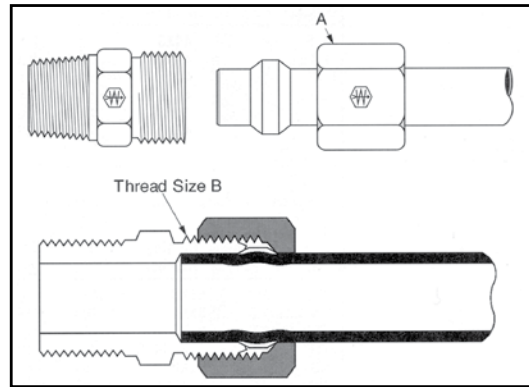
- Reference SAE No. 130138



Part Number	Female Pipe Thread A	Female Pipe Thread A1	Hex C	D	L
W-3300X4X2	1/4	1/8	3/4	.339	.96
W-3300X6X2	3/8	1/8	7/8	.339	.94
W-3300X6X4	3/8	1/4	7/8	.438	1.19
W-3300X8X6	1/2	3/8	1-1/16	.562	1.38

Compression

- **Typical Applications:** Instrumentation, hydraulic & pneumatic systems
- **Pressure:** Maximum operating pressure of 2000psi w/ a 4:1 safety factor depending on tube size. When using plastic tubing, use the working pressure for type used.
- **Vibration:** Fair resistance, use long nut when greater vibration resistance is needed
- **Temperature range:** -65°F to 250°F
- **Material:** CA360 brass
- **Used with:** Aluminum, copper & plastic tubing. Plastic tubing, except for PT230 requires 2030X insert. Not recommended for steel tubing.
- **Advantages:** Low cost, easy to assemble, no flaring, available w/ long or short nut, broad selection of styles & sizes
- **Conformances:** UL Listed (available on special order) for flammable liquids, meets ASA, ASME & SAE specifications



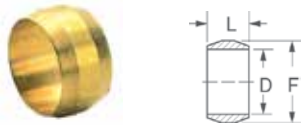
Assembly Instructions:

- Cut tubing to desired length
- Slide nut, then sleeve on tube. Threaded end "A" of nut must face toward fitting.
- Insert tubing into fitting body. Be sure tubing is bottomed on fitting shoulder.
- Lubricate threads & assemble nut to fitting body.
- Tighten nut hand tight. From that point, tighten nut w/ a wrench the number of turns indicated in the chart to the right. DO NOT OVER TIGHTEN.

Tube O.D.	Thread Size - B	Wrench Turn From Hand Tight
1/8	5/16 - 24	
3/16	3/8 - 24	1-1/4
1/4	7/16 - 24	
5/16	1/2 - 24	1-3/4
3/8	9/16 - 24	
7/16	5/8 - 24	
1/2	11/16 - 20	2-1/4
5/8	13/16 - 18	
3/4	1-18	
1	1-1/4 - 18	

Compression Sleeve

- Reference SAE No. 060115



Part Number	Tube O.D.	D	F	L
W-60X2	1/8	.13	.19	.19
W-60X3	3/16	.19	.27	.22
W-60X4	1/4	.26	.34	.25
W-60X5	5/16	.32	.41	.25
W-60X6	3/8	.38	.47	.25
W-60X7	7/16	.44	.53	.31
W-60X8	1/2	.51	.59	.38
W-60X10	5/8	.63	.72	.38

Nut

- Reference SAE No. 060110



Part Number	Tube O.D.	C	D	L
W-61X2	1/8	3/8	.13	.38
W-61X3	3/16	7/16	.19	.41
W-61X4	1/4	1/2	.26	.44
W-61X5	5/16	9/16	.32	.44
W-61X6	3/8	5/8	.38	.47
W-61X7	7/16	11/16	.44	.50
W-61X8	1/2	13/16	.51	.62
W-61X10	5/8	15/16	.63	.62

Terminal Supply Co. is a full line Weatherhead distributor. If you don't see the size or variety of connector here that you need, contact customer service or your local sales rep to find you exactly what you need.

Compression, cont'd

Tube Support For Plastic Tubing

- Use only w/ PT200 & PT240 tubing



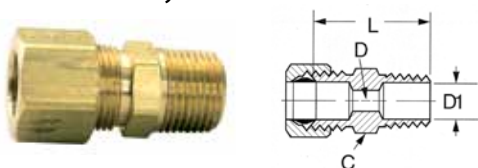
*For tubing w/ .126 I.D. / .062 wall thickness

**For tubing w/ .170 I.D. / .040 wall thickness

Part Number	Tube O.D.	A	B	C	D
W-2030X4*	1/4	1/8	3/32	11/64	19/32
W-2030X44**	1/4	11/64	9/64	7/32	17/32
W-2030X5	5/16	3/16	5/32	15/64	5/8
W-2030X6	3/8	1/4	7/32	11/32	41/64
W-2030X8	1/2	3/8	11/32	7/16	13/16
W-2030X10	5/8	1/2	29/64	35/64	13/16
W-2030X12	3/4	9/16	33/64	11/16	1-1/32

Male Connector

- Reference SAE No. 060102BA
- For assembly w/ long nut, use W-168X
- Other counter bore (D1) options are available by special order only



Part Number	Tube O.D.	Male Pipe Thread	Hex C	D	L
W-68X2X1	1/8	1/16	3/8	.094	.78
W-68X2	1/8	1/8	7/16	.094	.78
W-68X3	3/16	1/8	7/16	.125	.84
W-68X4	1/4	1/8	7/16	.188	.88
W-68X4X4	1/4	1/4	9/16	.188	1.06
W-68X5	5/16	1/8	1/2	.250	.91
W-68X5X4	5/16	1/4	9/16	.250	1.09
W-68X6X2	3/8	1/8	9/16	.312	.97
W-68X6	3/8	1/4	9/16	.312	1.17
W-68X6X6	3/8	3/8	11/16	.312	1.16
W-68X6X8	3/8	1/2	7/8	.312	1.34
W-68X8X4	1/2	1/4	11/16	.406	1.22
W-68X8	1/2	3/8	11/16	.406	1.22
W-68X8X8	1/2	1/2	7/8	.406	1.41
W-68X10	5/8	1/2	7/8	.500	1.50

Female Connector

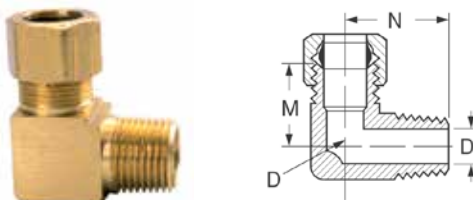
- Reference SAE No. 060103BA
- For assembly w/ long nut, use W-166X



Part Number	Tube O.D.	Female Pipe Thread	Hex C	D	L
W-66X2	1/8	1/8	9/16	.094	.75
W-66X3	3/16	1/8	9/16	.125	.78
W-66X4	1/4	1/8	9/16	.188	.78
W-66X4X4	1/4	1/4	11/16	.188	1.03
W-66X5	5/16	1/8	9/16	.250	.81
W-66X6X2	3/8	1/8	9/16	.312	.84
W-66X6	3/8	1/4	11/16	.312	1.06
W-66X8	1/2	3/8	13/16	.406	1.12

90° Male Elbow

- Reference SAE No. 060202BA
- For assembly w/ long nut, use W-169X



Part Number	Tube O.D.	Male Pipe Thread	D	D1	M	N
W-69X2X1	1/8	1/16	.104	.125	.54	.66
W-69X2	1/8	1/8	.094	.219	.60	.67
W-69X3	3/16	1/8	.125	.219	.62	.69
W-69X4	1/4	1/8	.188	.219	.62	.75
W-69X4X4	1/4	1/4	.188	.188	.62	.75
W-69X5	5/16	1/8	.250	.234	.62	.75
W-69X5X4	5/16	1/4	.250	.312	.69	.84
W-69X6X2	3/8	1/8	.312	.234	.69	.69
W-69X6	3/8	1/4	.312	.344	.75	.94
W-69X6X6	3/8	3/8	.312	.438	.84	.94
W-69X6X8	3/8	1/2	.312	.531	1.06	1.12
W-69X8X4	1/2	1/4	.406	.312	.84	.94
W-69X8	1/2	3/8	.406	.406	.94	1.12
W-69X8X8	1/2	1/2	.406	.531	.94	1.31
W-69X10	5/8	1/2	.500	.562	1.06	1.31

Compression, cont'd

Union

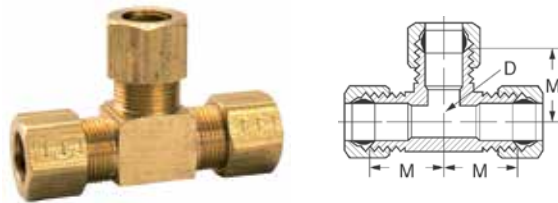
- Reference SAE No. 060101BA
- For assembly w/ long nut, use W-162X



Part Number	Tube O.D.	Hex C	D	L
W-62X2	1/8	5/16	.094	.66
W-62X3	3/16	3/8	.125	.76
W-62X4	1/4	7/16	.188	.79
W-62X5	5/16	1/2	.250	.88
W-62X6	3/8	9/16	.312	.97
W-62X8	1/2	11/16	.406	1.10
W-62X10	5/8	13/16	.500	1.25

Union Tee

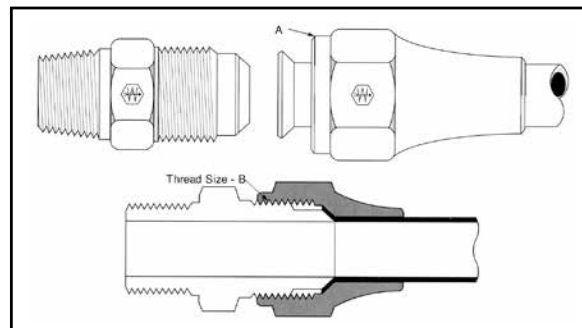
- Reference SAE No. 060401BA
- For assembly w/ long nut, use W-164X



Part Number	Tube O.D.	D	M
W-64X3	3/16	.125	.60
W-64X4	1/4	.188	.62
W-64X5	5/16	.250	.60
W-64X6	3/8	.312	.73
W-64X8	1/2	.406	.94

SAE 45° Flare

- **Typical Applications:** LP & natural gas, flammable liquids, instrumentation, refrigeration, power steering, hydraulic & pneumatic systems
- **Pressure:** Working pressure up to 2000psi depending on tube size. Will withstand burst pressure of standard tubing, up to 5000psi w/ budy-weld (double flared) & 3500 psi w/ copper tubing, depending on size
- **Vibration:** Good resistance, use long nut when greater vibration resistance is needed
- **Temperature range:** -65°F to 250°F
- **Material:** CA360 brass
- **Used with:** Copper, brass, aluminum & steel hydraulic tubing that can be flared
- **Advantages:** Low cost, reusability w/ long or short nut, good resistance to vibration
- **Conformances:** UL Listed (available on special order) for flammable liquids, refrigeration & gas, meets ASA, ASME, SAE & MS specifications



Assembly Instructions:

- Cut tubing to desired length. Make sure burrs are removed & ends are cut square.
- Slide nut on tube, threaded end "A" of nut must face out.
- Flare end of tube with a 45° flaring tool. Measure flare diameter. Examine flare for excessive thin out.
- Lubricate threads & assemble to fitting body. Nut should be turned hand tight.
- Tighten assembly with a wrench until a solid feeling is encountered. From that point, apply a one-sixth turn. **Do not over torque as it may damage the fitting or split the tubing at the flare.**

Tube O.D.	Thread Size - B
1/8	5/16 - 24
3/16	3/8 - 24
1/4	7/16 - 20
5/16	1/2 - 20
3/8	5/8 - 18
7/16	11/16 - 16
1/2	3/4 - 16
5/8	7/8 - 14
3/4	1-1/16 - 14

SAE 45° Flare, cont'd

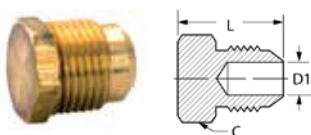
Cap



Part Number	Tube O.D.	Hex C	L
W-40X2	1/8	7/16	.40
W-40X3	3/16	1/2	.47
W-40X4	1/4	7/16	.53
W-40X5	5/16	5/8	.62
W-40X6	3/8	3/4	.69
W-40X8	1/2	7/8	.84
W-40X10	5/8	1-1/16	.97
W-40X12	3/4	1-5/16	1.09

Plug

- Reference SAE No. 010109
- Other counter bore (D1) options are available by special order only



Part Number	Tube O.D.	Hex C	L
W-39X2	1/8	5/16	.47
W-39X3	3/16	3/8	.58
W-39X4	1/4	7/16	.69
W-39X5	5/16	1/2	.79
W-39X6	3/8	5/8	.88
W-39X8	1/2	3/4	1.06
W-39X10	5/8	7/8	1.19
W-39X12	3/4	1-1/16	1.31

Long Nut

- Reference SAE No. 010111



Part Number	Tube O.D.	Hex C	D	L
W-41X3	3/16	7/16	.195	.81
W-41X4	1/4	9/16	.258	.94
W-41X5	5/16	5/8	.320	1.12
W-41X6	3/8	3/4	.383	1.31
W-41X8	1/2	7/8	.508	1.62

Male Connector

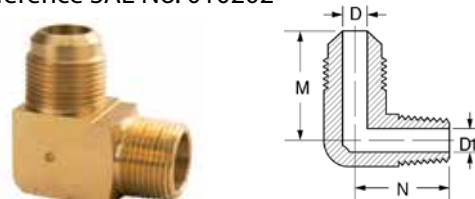
- Reference SAE No. 010102



Part Number	Tube O.D.	Male Pipe Thread	Hex C	D	D1	L
W-48X2	1/8	1/8	7/16	.078	.219	.90
W-48X3	3/16	1/8	7/16	.125	.219	1.00
W-48X4	1/4	1/8	7/16	.188	.188	1.06
W-48X4x4	1/4	1/4	9/16	.188	.188	1.26
W-48X5	5/16	1/8	1/2	.219	.219	1.16
W-48X5x4	5/16	1/4	9/16	.219	.219	1.34
W-48X6x2	3/8	1/8	5/8	.281	.219	1.25
W-48X6	3/8	1/4	5/8	.281	.281	1.44
W-48X6x6	3/8	3/8	11/16	.281	.281	1.44
W-48X6x8	3/8	1/2	7/8	.281	.562*	1.69
W-48X8x4	1/2	1/4	3/4	.406	.312	1.62
W-48X8	1/2	3/8	3/4	.406	.406	1.62
W-48X8x8	1/2	1/2	7/8	.406	.562	1.81
W-48X10x6	5/8	3/8	7/8	.500	.406	1.81
W-48X10	5/8	1/2	7/8	.500	.500	2.00
W-48X12	3/4	1/2	1-1/16	.625	.562	2.18
W-48X12x12	3/4	3/4	1-1/16	.625	.625	2.18

90° Male Elbow

- Reference SAE No. 010202

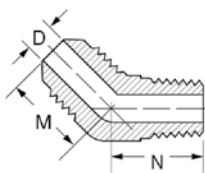


Part Number	Tube O.D.	Male Pipe Thread	D	D1	M	N
W-49X4	1/4	1/8	.188	.219	.81	.76
W-49X4X4	1/4	1/4	.188	.312	.88	.94
W-49X4X6	1/4	3/8	.188	.375	.94	1.03
W-49X5	5/16	1/8	.219	.219	.91	.78
W-49X6	3/8	1/4	.281	.312	.97	1.06
W-49X6X6	3/8	3/8	.281	.406	1.06	1.09
W-49X6X8	3/8	1/2	.281	.438	1.16	1.28
W-49X8	1/2	3/8	.406	.406	1.22	1.12
W-49X10	5/8	1/2	.500	.562	1.41	1.38
W-49X12X12	3/4	3/4	.625	.750	1.59	1.62

SAE 45° Flare, cont'd

45° Male Elbow

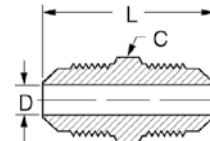
- Reference SAE No. 010302



Part Number	Tube O.D.	Male Pipe Thread	D	M	N
W-54X4	1/4	1/8	.188	.67	.64
W-54X4X4	1/4	1/4	.188	.73	.87
W-54X5	5/16	1/8	.219	.78	.64
W-54X6	3/8	1/4	.281	.89	.86
W-54X8	1/2	3/8	.406	1.06	.95
W-54X8X8	1/2	1/2	.406	1.12	1.17
W-54X10	5/8	1/2	.500	1.23	1.17
W-54X10X6	5/8	3/8	.500	1.23	.98

Union

- Reference SAE No. 010101



Part Number	Tube O.D.	Hex C	D	L
W-42X3	3/16	3/8	.125	1.06
W-42X4	1/4	7/16	.188	1.19
W-42X5	5/16	1/2	.219	1.34
W-42X6	3/8	5/8	.281	1.50
W-42X8	1/2	3/4	.406	1.81
W-42X10	5/8	7/8	.500	2.12

Rubber Hose Air Brake Fittings

Hose Nut



Part Number	Hose Size
990038	3/8
990012	1/2

Hose Sleeve



Part Number	Hose Size
993610	3/8
993801	1/2

Female Swivel With Adapter



With Adapter Part Number	Hose Size	Pipe Size	Straight Thread
7726293	3/8	1/4	3/4 - 20
7733808	3/8	3/8	3/4 - 20
7733608	3/8	1/2	3/4 - 20
7733882	1/2	3/8	7/8 - 20
7733809	1/2	1/2	7/8 - 20

Female Swivel (Body Only)



Part Number	Hose Size	Pipe Size	Straight Thread
773800IS	3/8	3/8	3/4 - 20
771200IS	1/2	1/2	3/4 - 20

Female Swivel Without Adapter



Part Number	Hose Size	Straight Thread
7726292	3/8	3/4 - 20
7733881	1/2	3/4 - 20

Adapter



Part Number	Hose Size	Pipe Size	Straight Thread
A64	3/8	1/4	3/4 - 20
A66	3/8	3/8	3/4 - 20
A68	3/8	1/2	3/4 - 20
A86	1/2	3/8	7/8 - 20
A88	1/2	1/2	7/8 - 20

Rubber Hose Air Brake Fittings are used with the Rubber Air Brake Hose located on page 327.

Rubber Hose Air Brake Fittings, cont'd

Male Connector

Complete



Body Only



Complete Part Number	Body Only Part Number	Hose Size	Pipe Size
883814	993814	3/8	1/4
883838	993838	3/8	3/8
883812	993812	3/8	1/2
881238	991238	1/2	3/8
881212	991212	1/2	1/2

Male Connector With Spring Guard



Part Number	Hose Size	Pipe Size
883814S	3/8	1/4
883838S	3/8	3/8
883812S	3/8	1/2
881238S	1/2	3/8
881212S	1/2	1/2

Spring Guard



Guard w/ Nut Part Number	Guard Only Part Number	Nut Only Part Number	Hose Size
99S3800	991045	990038S	3/8
99S1200	993804	990012S	1/2

Union

Complete



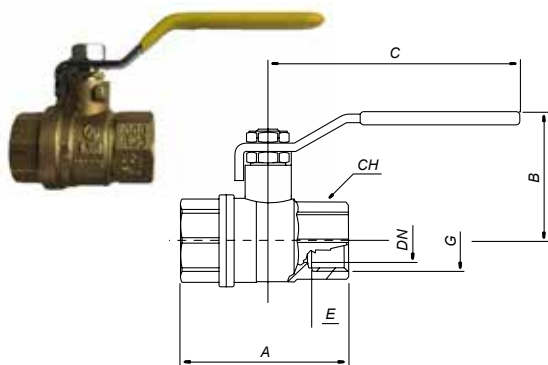
Body Only



Complete Part Number	Body Only Part Number	Hose Size	Straight Thread
770038	770038I	3/8	3/4 - 20
770012	770012I	1/2	3/4 - 20

Full Port 600WOG Forged Brass Ball Valve

- Approvals: CSA 5 PSIG; UL-842, UL-258, UL125, FM
- 1/4" to 2" rated 600psi non-shock cold water, gas, oil & 150psi saturated steam
- Virgin TFE stem packing seal, thrust washer & seats
- Operating temp: -22° to 302°F
- Hard chromium plated brass ball
- Adjustable stem packing gland
- Threaded ends to ANSI B1.20.1
- Bottom entry, blow-out proof stem



Part Number	Size G	DN	A	B	C	E	CH
MM-940-171	1/4	.39	1.75	1.27	3.54	.46	.78
MM-940-172	3/8	.41	1.75	1.27	3.54	.46	.78
MM-940-173	1/2	.58	2.05	1.92	3.54	.52	.98
MM-940-174	3/4	.75	2.36	2.08	3.78	.56	1.20
MM-940-175	1	.94	3.75	2.56	4.52	.66	1.50
MM-940-176	1-1/4	1.26	3.30	2.95	4.52	.70	1.82
MM-940-177	1-1/2	1.57	3.66	3.34	5.51	.72	2.09
MM-940-178	2	1.97	4.18	3.68	5.51	.74	2.62

Besides what we show here, Terminal Supply also stocks many other different types of valves, see below for just a few. For more information on these, please contact your sales rep or customer service.

Gas ball valves
Stainless steel ball valves
Side outlet 3-way ball valves

Needle valves
Toggle shut-off valves
3 & 4-way selector valves

High pressure check valves
Brass check valves
Micro-metering valves

6 port valves
Solid bottom valves
Brass truck valves

Air Couplers & Plugs


M-Style Industrial Interchange Series - 1/4" Basic Size



	Part Number	Connection
Couplers	MI-715	1/4" NPT female
	MI-716	1/4" NPT male
	MI-718	3/8" NPT female
	MI-719	3/8" NPT male
	MI-717	1/4" hose barb
	MI-717-6	3/8" hose barb
	MI-1717-4	1/4" push-on & lock hose barb
Plugs	MI-1717-6	3/8" push-on & lock hose barb
	MI-728	1/4" NPT female
	MI-727	1/4" NPT male
	MI-732	3/8" NPT female
	MI-733	3/8" NPT male
	MI-736	1/4" hose barb
	MI-736-6	3/8" hose barb
MI-1736-4	1/4" push-on & lock hose barb	
MI-1736-6	3/8" push-on & lock hose barb	

- Couplers & plugs interchange w/ manufacturers who comply w/ dimensional requirements of MIL-C-4109
- Coupler bodies are brass w/ brass sleeves
- Hose barb couplers have case hardened steel drag guard
- Plugs are case hardened steel, plated to resist rust
- Seals are BUNA-N
- Max inlet pressure: 300 PSI
- Max temp: 250°F
- Air flow: 40 SCFM
- WARNING: for use w/ shop air only

H-Style Industrial Interchange Series - 3/8" Basic Size



	Part Number	Connection
Couplers	MI-1833	1/4" NPT female
	MI-1834	1/4" NPT male
	MI-1835	3/8" NPT female
	MI-1836	3/8" NPT male
	MI-1836-6	3/8" hose barb
Plugs	MI-1840	1/4" NPT female
	MI-1839	1/4" NPT male
	MI-1838	3/8" NPT female
	MI-1837	3/8" NPT male
	MI-1837-6	3/8" hose barb

- Coupler bodies are steel, plated to resist rust
- Plugs are case hardened steel, plated to resist rust
- Seals are BUNA-N
- Max inlet pressure: 300 PSI
- Max temp: 250°F
- Air flow: 67 SCFM
- WARNING: for use w/ shop air only

Get a variety of different plugs and couplers, sizes 1/4", 3/8" & 1/2", when you order our Milton Air Coupler Kit (#MILAC-KIT).

Air Couplers & Plugs, cont'd

P-Style Tru-Flate / Parker Interchange Series - 3/8" Basic Size

MI-1803 / MI-1805



MI-1804 / MI-1806



MI-1810 / MI-1808



MI-1809 / MI-1807

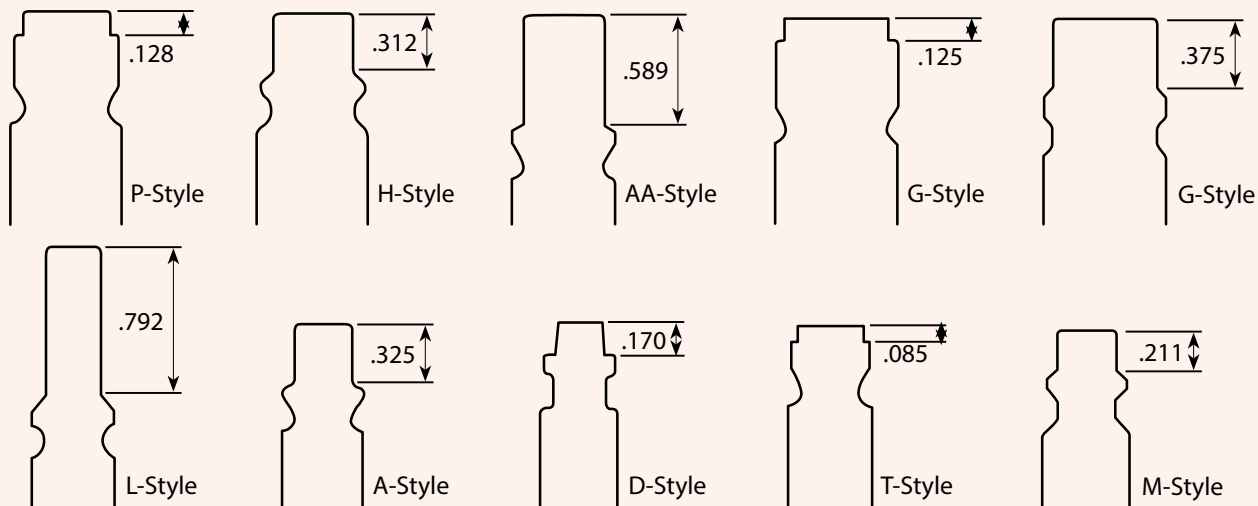


	Part Number	Connection
Couplers	MI-1803	1/4" NPT female
	MI-1804	1/4" NPT male
	MI-1805	3/8" NPT female
	MI-1806	3/8" NPT male
Plugs	MI-1810	1/4" NPT female
	MI-1809	1/4" NPT male
	MI-1808	3/8" NPT female
	MI-1807	3/8" NPT male

- Coupler bodies are heavy duty steel
- Plugs are case hardened steel, plated to resist rust
- Seals are BUNA-N
- Max inlet pressure: 300 PSI
- Max temp: 250°F
- Air flow: 68 SCFM
- **WARNING:** for use w/ shop air only

How To Identify an Unknown Plug Style

The drawings below are true to size. To identify the type of plug you have, just lay your plug on top of the drawing to see which one is the same. Although we only show four styles (P, H, G & M), all of those below are available, just contact your sales rep or customer service for more info. Minimums may apply.



G-Style Industrial Interchange Series - 1/2" Basic Size

MI-1813 / MI-1815



MI-1814 / MI-1816



MI-1860 / MI-1858



MI-1859 / MI-1857



	Part Number	Connection
Couplers	MI-1813	3/8" NPT female
	MI-1814	3/8" NPT male
	MI-1815	1/2" NPT female
	MI-1816	1/2" NPT male
Plugs	MI-1860	3/8" NPT female
	MI-1859	3/8" NPT male
	MI-1858	1/2" NPT female
	MI-1857	1/2" NPT male

- Coupler bodies are steel, plated to resist rust
- Plugs are case hardened steel, plated to resist rust
- Seals are BUNA-N
- Max inlet pressure: 300 PSI
- Max temp: 250°F
- Air flow: 99 SCFM
- **WARNING:** for use w/ shop air only

Air Couplers & Plugs, cont'd

T-Style Industrial Interchange Series - 1/4" Basic Size

MI-785 / MI-788

MI-786 / MI-789



MI-786-6



MI-784

MI-783



MI-783-6



	Part Number	Connection
Couplers	MI-785	1/4" NPT female
	MI-786	1/4" NPT male
	MI-788	3/8" NPT female
	MI-789	3/8" NPT male
	MI-786-6	3/8" hose barb
	Plugs	MI-784
MI-783		1/4" NPT male
MI-783-6		3/8" hose barb

- Coupler bodies are brass
- Plugs are case hardened steel, plated to resist rust
- Seals are BUNA-N
- Max inlet pressure: 300 PSI
- Max temp: 250°F
- Air flow: 40 SCFM
- WARNING: for use w/ shop air only

L-Style Industrial Interchange Series - 1/4" Basic Size

MI-790

MI-794



MI-792

MI-791

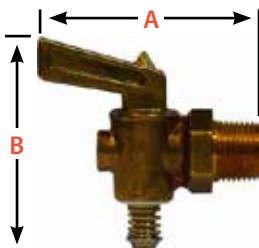


	Part Number	Connection
Couplers	MI-790	1/4" NPT female
	MI-794	1/4" NPT male
Plugs	MI-792	1/4" NPT female
	MI-791	1/4" NPT male

- Coupler bodies are steel, plated to resist rust
- Plugs are case hardened steel, plated to resist rust
- Seals are BUNA-N
- Max inlet pressure: 300 PSI
- Max temp: 250°F
- Air flow: 32 SCFM
- WARNING: for use w/ shop air only

Drain Cocks

Lever Handle



- For use w/ low pressure air, water & fluids
- Designed for working pressure of 150° PSI @ 250°F
- Hand tightening provides a metal to metal seal
- Not intended for natural gas, LPG, nuclear or aircraft applications

Part Number	Male Pipe	A	B	Hex
MM-46-070	1/8	1.99	1.80	0.62
MM-46-071	1/4	2.06	1.81	0.62
MM-46-072	3/8	2.30	2.29	0.81
MM-46-073	1/2	3.00	2.50	0.87

Drain Cocks, cont'd

Self Sealing Air Tank Drain Valve w/ Pull Cable



- For use w/ low pressure air, water & fluids
- Designed for working pressure of 150° PSI @ 250°F
- Not intended for natural gas, LPG, nuclear or aircraft applications

Part Number	Size	Description
MM-39-595	1/4" male	Air valve w/ 5ft. nylon coated pull cable
MM-39-596	1/4" male	Air valve w/ 4ft. nylon coated pull cable
MM-39-597	1/4" male	Air valve w/ 3ft. nylon coated pull cable
MM-39-600	1/4" male	Air valve only

D.O.T. Approved Push to Connect Air Brake Tube Fittings

- One touch connection reduces installation time & cost
- Rugged UV and vibration resistant composite body
- Meets DOT 106, SAE J1131 & SAEJ2494
- Male pipe threads are pre-sealed

Union



Part Number	Tube O.D.
KV2H01-00	1/8
KV2H03-00	5/32
KV2H05-00	3/16
KV2H07-00	1/4
KV2H11-00	3/8
KV2H13-00	1/2
KV2H15-00	5/8
KV2H19-00	3/4

Union Tee



Part Number	Tube O.D.
KV2T01-00	1/8
KV2T03-00	5/32
KV2T05-00	3/16
KV2T07-00	1/4
KV2T11-00	3/8
KV2T13-00	1/2
KV2T15-00	5/8

90° Male Elbow



Part Number	Tube O.D.	Male Pipe Thread
KV2L01-32S	1/8	1/8
KV2L07-34S	1/4	1/8
KV2L07-35S	1/4	1/4
KV2L07-36S	1/4	3/8
KV2L11-34S	3/8	1/8
KV2L11-35S	3/8	1/4
KV2L11-36S	3/8	3/8
KV2L11-37S	3/8	1/2
KV2L13-35S	1/2	1/4
KV2L13-36S	1/2	3/8
KV2L13-37S	1/2	1/2
KV2L15-36S	5/8	3/8
KV2L15-37S	5/8	1/2

45° Male Elbow



Part Number	Tube O.D.	Male Pipe Thread
KV2K07-34S	1/4	1/8
KV2K07-35S	1/4	1/4
KV2K07-36S	1/4	3/8
KV2K11-34S	3/8	1/8
KV2K11-35S	3/8	1/4
KV2K11-36S	3/8	3/8
KV2K11-37S	3/8	1/2
KV2K13-35S	1/2	1/4
KV2K13-36S	1/2	3/8
KV2K13-37S	1/2	1/2
KV2K15-36S	5/8	3/8
KV2K15-37S	5/8	1/2

Push to Connect Air Brake Tube Fittings, cont'd

Male Connector



Part Number	Tube O.D.	Male Pipe Thread
KV2H01-32S	1/8	1/8
KV2H01-34S	1/8	1/4
KV2H07-34S	1/4	1/8
KV2H07-35S	1/4	1/4
KV2H07-36S	1/4	3/8
KV2H11-34S	3/8	1/8
KV2H11-35S	3/8	1/4
KV2H11-36S	3/8	3/8
KV2H11-37S	3/8	1/2
KV2H13-35S	1/2	1/4
KV2H13-36S	1/2	3/8
KV2H13-37S	1/2	1/2
KV2H15-36S	5/8	3/8
KV2H15-37S	5/8	1/2

Male Branch Tee



Part Number	Tube O.D.	Male Pipe Thread
KV2T01-32S	1/8	1/8
KV2T07-34S	1/4	1/8
KV2T07-35S	1/4	1/4
KV2T07-36S	1/4	3/8
KV2T11-34S	3/8	1/8
KV2T11-35S	3/8	1/4
KV2T11-36S	3/8	3/8
KV2T11-37S	3/8	1/2
KV2T13-35S	1/2	1/4
KV2T13-36S	1/2	3/8
KV2T13-37S	1/2	1/2
KV2T15-36S	5/8	3/8
KV2T15-37S	5/8	1/2

Steel Pipe Fittings


- Made of black welded steel
- Product complies w/ ASTM A-53, A-733 & ANSI B1.20.1 for threading, dimensions & pipe
- Pipe complies w/ ASTM A-53 milltested schedule 40 & 80, meets ANSI B36.1, all pipe is hydrostatic tested
- Many more sizes available, please contact customer service or your local sales rep for more details

Merchant Couplings




Black Part Number	Size (inches)
MM-65-770	1/8
MM-65-771	1/4
MM-65-772	3/8
MM-65-773	1/2
MM-65-774	3/4
MM-65-775	1

90° Elbows



Black Part Number	Size (inches)	A (inches)
MM-65-100	1/8	.69
MM-65-101	1/4	.81
MM-65-102	3/8	.95
MM-65-103	1/2	1.12
MM-65-104	3/4	1.31
MM-65-105	1	1.50

90° Street Elbows



Black Part Number	Size (inches)	A (inches)	B (inches)
MM-65-160	1/8	.69	1.00
MM-65-161	1/4	.80	1.17
MM-65-162	3/8	.95	1.48
MM-65-163	1/2	1.10	1.59
MM-65-164	3/4	1.28	1.85
MM-65-165	1	1.47	2.10

Steel Pipe Fittings, cont'd

Steel Nipples



Black Part Number	Size (inches)	A (inches)
MM-57-020	7/8	
MM-57-021	1-1/2	
MM-57-022	2	1/4
MM-57-023	2-1/2	
MM-57-024	3	
MM-57-040	1	
MM-57-041	1-1/2	
MM-57-042	2	
MM-57-043	2-1/2	
MM-57-044	3	
MM-57-045	3-1/2	3/8
MM-57-046	4	
MM-57-047	4-1/2	
MM-57-048	5	
MM-57-049	5-1/2	
MM-57-050	6	
MM-57-060	1-1/8	
MM-57-061	1-1/2	1/2
MM-57-062	2	
MM-57-063	2-1/2	

Black Part Number	Size (inches)	A (inches)
MM-57-064	3	
MM-57-065	3-1/2	
MM-57-066	4	
MM-57-067	4-1/2	1/2
MM-57-068	5	
MM-57-069	5-1/2	
MM-57-070	6	
MM-57-080	1-3/8	
MM-57-081	1-1/2	
MM-57-082	2	
MM-57-083	2-1/2	
MM-57-084	3	
MM-57-085	3-1/2	3/4
MM-57-086	4	
MM-57-087	4-1/2	
MM-57-088	5	
MM-57-089	5-1/2	
MM-57-090	6	
MM-57-101	2	1
MM-57-103	3	

Black Part Number	Size (inches)	A (inches)
MM-57-105	4	
MM-57-109	6	
MM-57-111	8	1
MM-57-113	10	
MM-57-115	12	

Caps



Black Part Number	Size (inches)	A (inches)
MM-65-472	3/8	.62
MM-65-473	1/2	.74
MM-65-474	3/4	.87
MM-65-475	1	.97

Steel Caps & Plugs

For-Seal®

- Made of carbon steel - 12L14
- Typical applications: high pressure, hydraulic, pneumatic & chemical processing
- Pressure: up to 6000 PSI
- Temperature: -65° to 250°F
- Works w/ all U & Z Series FOR-SEAL fittings

Plug



Part Number	Tube O.D.
W-FF9767T04-S	1/4"
W-FF9767T06-S	3/8"
W-FF9767T08-S	1/2"
W-FF9767T10-S	5/8"
W-FF9767T12-S	3/4"
W-FF9767T16-S	1"

Cap



Part Number	Tube O.D.
W-FF9863-04S	1/4"
W-FF9863-06S	3/8"
W-FF9863-08S	1/2"
W-FF9863-10S	5/8"
W-FF9863-12S	3/4"
W-FF9863-16S	1"

SAE 37° Flare-Twin

- Made of carbon steel - AISI/SAR 12L14
- Typical applications: hydraulic, instrumentation & chemical processing systems
- Pressure: up to 10000 PSI
- Temperature: -65° to 400°F
- Works w/ all U & Z Series SAE 37° fittings

O-Ring Hex Head Plug



Part Number	Port Size
W-900598-4S	1/4"
W-900598-6S	3/8"
W-900598-8S	1/2"
W-900598-10S	5/8"
W-900598-12S	3/4"
W-900598-16S	1"

Plug



Part Number	Port Size
W-900599-4S	1/4"
W-900599-6S	3/8"
W-900599-8S	1/2"
W-900599-10S	5/8"
W-900599-12S	3/4"
W-900599-16S	1"

Cap



Part Number	Port Size
W-210292-4S	1/4"
W-210292-6S	3/8"
W-210292-8S	1/2"
W-210292-10S	5/8"
W-210292-12S	3/4"
W-210292-16S	1"

Industrial Tubing

Nylon Air Brake

- For typical use in air brake systems where temps exceed 200°F or battery acid can drip on tubing
- Nylon core w/ polyamide fiber braid (braid only in 3/8 & larger) & a nylon jacket
- D.O.T. FMVSS 571.106: 3/16, 1/4, 5/16, 3/8, 1/2, 5/8, 3/4
- SAE J844 Type A (not reinforced): 1/8, 5/32, 3/16, 1/4, 5/16; SAE J844 Type B (reinforced): 3/8, 1/2, 5/8, 3/4
- Withstands temperatures -40° to 200°F
- Contains ultra-violet stabilizer in all colors
- Part numbers below are for black tubing. Also available in red, blue, green, orange, silver, yellow & brown. Not all colors available in all lengths, please inquire.
- To order the correct part number, choose the length you need from the chart below and add it to the end of the part number, i.e. W-4245-0250BK100



Part Number	Tube O.D.	Tube Wall	Max Work Pressure PST 75°F	Min Work Pressure PST 75°F	Min Bend Radius 70°F	Lbs./100ft.	Lengths Available (feet)
W4245-0220	1/8	.023	150	1000	.33	0.4	100, 1000
W4245-0250	5/32	.032	150	1000	.41	0.4	100, 1000
W4245-0330	3/16	.035	150	1000	.71	0.6	100
W4245-0410	1/4	.040	150	1200	1.19	1.2	100, 500, 1000
W4245-0520	5/16	.040	150	1000	1.25	1.8	100, 500, 1000
W3270-0610	3/8	.050	150	1000	1.5	2.9	100, 500, 1000
W3270-0810	1/2	.040	150	1000	2.0	3.8	100, 500, 1000
W3270-1010	5/8	.092	150	900	2.5	6.8	100, 250
W3270-1210	3/4	.092	150	800	3.0	8.4	100, 250

Impact Tool Air

- For tough service station & shop applications
- EPDM tube & cover reinforced w/ 4-spiral polyester
- Pressure rating: 250lbs.
- Remains flexible at extreme temps



Part Number	I.D.	Length	Fits Hose Ends
ITA-38-25	3/8"	25'	1/4" NPT
ITA-38-50	3/8"	50'	1/4" NPT
ITA-12-25	1/2"	25'	1/2" NPT
ITA-12-50	1/2"	50'	1/2" NPT

Heater

- For normal duty service on most cars & trucks
- Withstands temperatures -40° to 212°F
- EPDM hose is reinforced w/ 2-spiral polyester
- Weather & abrasion resistant



Part Number	I.D.	Length
HEAT-12-50	1/2"	50'
HEAT-58-50	5/8"	50'
HEAT-34-50	3/4"	50'
HEAT-34-250	3/4"	250'
HEAT-1-50	1"	50'

High Temp Heater

- Meets the most heavy duty truck & special equipment applications
- High burst strength
- Withstands temperatures -65° to 347°F
- Silicone hose is reinforced w/ 2-spiral polyester



Part Number	I.D.	Length
HEAT-HT-14-50	1/4"	50'
HEAT-HT-38-50	3/8"	50'
HEAT-HT-12-50	1/2"	50'
HEAT-HT-58-50	5/8"	50'
HEAT-HT-34-50	3/4"	50'
HEAT-HT-1-50	1"	50'

Air Brake

- For conveying air in truck brake systems
- Withstands temperatures -40° to 212°F
- Meets SAE J1402 & D.O.T. FMVSS 106 specifications
- SORC (Synthetic Oil Resistant Compound) tube & cover reinforced w/ 4-spiral polyester
- Virtually kink-proof & stays flexible in extreme temps



Part Number	I.D.	Length
ABT-38-50	3/8"	50'
ABT-38-250	3/8"	250'
ABT-38-500	3/8"	500'
ABT-12-50	1/2"	50'
ABT-12-250	1/2"	250'

Air Brake Hose End Kit

- Meets the requirements of DOT 106 & SAE J1402
- Swivel ends reduce residual torque for longer life- no need to disconnect both ends to service brake system
- Components in contact with the air are made of corrosion resistant brass & nylon



Part Number	Description
31402	2 end fittings: 3/8" NPT female
31403	2 end fittings: 1/2" NPT female
31410	2 end fittings: 1/2" NPT male

Fuel Injector

- Designed for the extremely high temperatures of fuel injected engines
- Handles E-85, diesel, bio-diesel extended gasolines, resisting sour gas smell
- Burst pressure rating of 900 psi
- Withstands temperatures -29° to 275°F
- Fluoroelastomer hose is reinforced w/ 2-spiral aramid fiber



Part Number	I.D.	Length
FJ-14-25	1/4"	25'
FJ-14-250	1/4"	250'
FJ-516-25	5/16"	25'
FJ-516-250	5/16"	250'
FJ-38-10	3/8"	10'
FJ-38-25	3/8"	25'
FJ-38-250	3/8"	250'

Fuel Line

- For conveying most modern fuels in cars, trucks, buses, etc.
- Withstands temperatures -40° to 212°F
- Exceeds SAE 30R6 specifications
- PVC cover & nitrile tube reinforced w/ 2-spiral polyester



Part Number	I.D.	Length
FUEL-316-25	3/16"	25'
FUEL-316-50	3/16"	50'
FUEL-14-25	1/4"	25'
FUEL-14-50	1/4"	50'
FUEL-516-25	5/16"	25'
FUEL-516-50	5/16"	50'
FUEL-38-25	3/8"	25'
FUEL-38-50	3/8"	50'
FUEL-716-25	7/16"	25'

Vacuum

- For windshield washer, vacuum operated accessories & emission control applications
- Low pressure EPDM tube
- Meets SAE J1037 Specifications
- Withstands heat, weather & ozone, maintains flexibility at low temps



Part Number	I.D.	Length
VACT-332-50	3/32"	50'
VACT-532-50	5/32"	50'
VACT-732-50	7/32"	50'
VACT-932-50	9/32"	50'

Contents



Coll-O-Crimp Couplings	330
U Series	330
Z Series	336



Quick Disconnect Couplings	340
Hansen HK Series	340
Hansen HK Series Accessories	341
S10 Series	341



Hydraulic Hose	342
Hose Protection	342
Low Pressure Hose	342
Medium Pressure Hose	342
High Pressure Hose	343
Premium WeatherSHIELD™ Hose	345
Fire Sleeve	346



Hydraulic Tooling	347
--------------------------	------------

REFERENCE

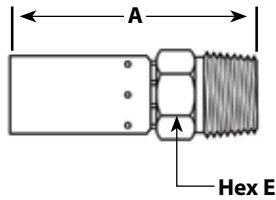
Hose Cut-Off Factor	330
Hydraulic Fitting Sizing Chart	331

Coll-O-Crimp Couplings

U Series

- **Typical Applications:** General purpose low, medium & high pressure hydraulic
- **Pressure:** Determined by max working pressure for hose size & hose end configuration, whichever is lesser
- **Material:** Low carbon steel
- **Plating:** Zinc; clear trivalent chromate finish
- **Advantages:** Wide selection of hose & end configurations allowing a diverse number of applications
- **Compatible Hose:** W-H039, W-H104, W-H245, W-H425, for more options please contact customer service or your local sales rep
- **Assemble With:** W-T-480, for more options please contact customer service or your local sales rep

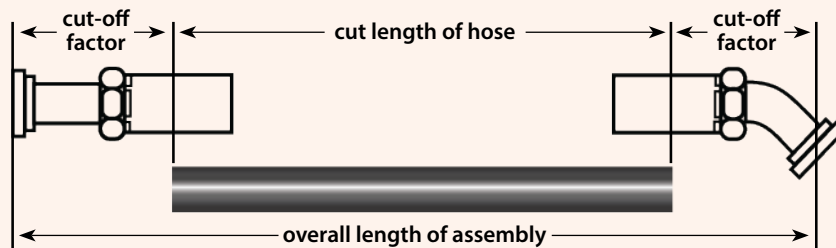
Male Pipe Rigid



Part Number	Hose I.D.	Pipe Size	Thread Size	Hose Cut-Off Factor	Internal Hole Dia.	A	Hex E
W-04U-102	1/4	1/8	1/8-27	.75	.16	2.31	9/16
W-04U-104		1/4	1/4-18	.94	.16	2.49	9/16
W-04U-106		3/8	3/8-18	1.00	.16	2.52	11/16
W-04U-108		1/2	1/2-14	1.06	.16	2.77	7/8
W-06U-104	3/8	1/4	1/4-18	1.00	.25	2.52	11/16
W-06U-106		3/8	3/8-18	1.00	.25	2.52	11/16
W-06U-108		1/2	1/2-14	1.25	.25	2.77	7/8
W-08U-104	1/2	1/4	1/4-18	.88	.28	2.56	13/16
W-08U-106		3/8	3/8-18	1.14	.36	2.57	3/4
W-08U-108		1/2	1/2-14	1.31	.36	2.75	13/16
W-08U-112		3/4	3/4-14	1.28	.36	2.83	1-1/16
W-10U-106	5/8	3/8	3/8-18	1.13	.48	3.12	15/16
W-10U-112		3/4	3/4-14	1.30	.48	3.31	1-1/16
W-12U-108	3/4	1/2	1/2-14	1.44	.61	3.62	1
W-12U-112		3/4	3/4-12	1.44	.61	3.61	1-1/16
W-12U-116		1	1-11/2	1.69	.61	3.84	1-3/8
W-16U-112	1	3/4	3/4-14	1.88	.81	4.23	1-1/4
W-16U-116		1	1-11/2	1.69	.81	3.90	1-3/8
W-20U-120	1-1/4	1-1/4	11/4-111/2	2.31	1.02	4.61	1-11/16

Hose Cut-Off Factor


Select the proper hose & ends & cut hose to length. To determine the cut length of the hose subtract the cut-off factor for each end from the overall length of the assembly. See all part listings for individual cut-off factors.



U Series, cont'd

Male Pipe Swivel

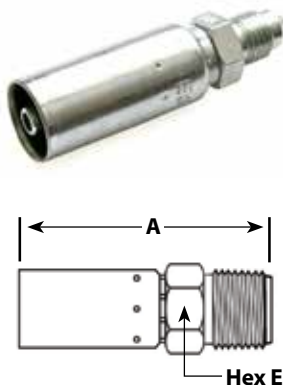
- Note: Swivel for installation purposes only
- Not for temperatures above 212°F



Part Number	Hose I.D.	Pipe Size	Thread Size	Hose Cut-Off Factor	Internal Hole Dia.	A	Hex E	Hex F
W-04U-J04	1/4	1/4	1/4-18	1.88	.16	3.38	5/8	13/16
W-06U-J04		1/4	1/4-18	1.94	.28	3.40	11/16	13/16
W-06U-J06	3/8	3/8	3/8-18	1.94	.25	3.38	11/16	7/8
W-06U-J08		1/2	1/2-14	2.13	.25	3.60	3/4	7/8
W-08U-J06		3/8	3/8-18	2.00	.36	3.45	13/16	7/8
W-08U-J08	1/2	1/2	1/2-14	2.19	.36	3.60	13/16	7/8
W-12U-J12	3/4	3/4	3/4-14	2.56	.61	4.73	1	1-1/4
W-16U-J16	1	1	1-11/2	2.63	.80	4.83	1-1/4	1-3/8

SAE 37° Male Rigid

Also Known as: JIC 37°



Part Number	Hose I.D.	Tube Size	Thread Size	Hose Cut-Off Factor	Internal Hole Dia.	A	Hex E
W-04U-504		1/4	7/16-20	1.00	.16	2.48	1/2
W-04U-505	1/4	5/16	1/2-20	1.00	.16	2.51	9/16
W-04U-506		3/8	9/16-18	1.00	.16	2.55	5/8
W-06U-506		3/8	9/16-18	1.00	.25	2.54	11/16
W-06U-508	3/8	1/2	3/4-16	1.25	.25	2.67	13/16
W-06U-510		5/8	7/8-14	1.31	.25	2.83	15/16
W-08U-508		1/2	3/4-16	1.19	.38	2.70	13/16
W-08U-510	1/2	5/8	7/8-14	1.31	.36	2.83	15/16
W-08U-512		3/4	11/16-12	1.44	.36	2.87	1-1/8
W-10U-508		1/2	3/4-16	1.31	.39	3.22	15/16
W-10U-510	5/8	5/8	7/8-14	1.38	.48	3.32	15/16
W-10U-512		3/4	11/16-12	1.44	.48	3.42	1-1/8
W-12U-510		5/8	7/8-14	1.44	.43	3.64	1
W-12U-512		3/4	11/16-12	1.56	.61	3.74	1-1/16
W-12U-514	3/4	7/8	13/16-12	1.63	.61	3.81	1-1/4
W-12U-516		1	15/16-12	1.63	.61	3.81	1-3/8
W-16U-514		7/8	13/16-12	1.94	.72	4.18	1-1/4
W-16U-516	1	1	15/16-12	2.00	.81	4.20	1-3/8
W-20U-520	1-1/4	1-1/4	15/8-12	2.31	1.02	4.60	1-11/16

For plugs & caps to fit the SAE 37° Fittings, see page 326.

Hydraulic Fitting Sizing Chart

Use the abbreviations in the chart to determine the size of your brass connector based on the part number.

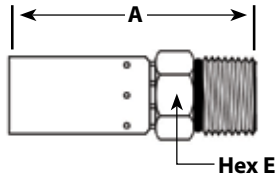
EX: W-1869 X 6 X 2
6 = 3/8" & 2 = 1/8"

Abbreviation	Size	Abbreviation	Size	Abbreviation	Size
1	1/16"	6	3/8"	12	3/4"
2	1/8"	8	1/2"	16	1"
4	1/4"	10	5/8"	20	1-1/4"

U Series, cont'd

Male Straight Thread O-Ring Rigid

- Includes Buna-N, 90 durometer o-ring. See page 364 for replacement hydraulic o-rings



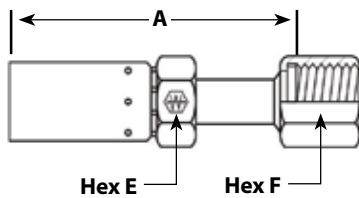
For plugs & caps to fit the O-Ring Fittings, see page 325.

Part Number	Hose I.D.	Port Size	Thread Size	Hose Cut-Off Factor	Internal Hole Dia.	A	Hex E
W-04U-P04		1/4	7/16-20	.81	.16	2.29	9/16
W-04U-P05	1/4	5/16	1/2-20	.88	.16	2.32	5/8
W-04U-P06		3/8	9/16-18	.88	.16	2.35	11/16
W-06U-P06		3/8	9/16-18	.94	.25	2.35	11/16
W-06U-P08	3/8	1/2	3/4-16	1.06	.25	2.46	7/8
W-06U-P10		5/8	7/8-14	1.13	.25	2.57	1
W-08U-P08		1/2	3/4-16	1.06	.36	2.46	7/8
W-08U-P10	1/2	5/8	7/8-14	1.13	.36	2.55	1
W-08U-P12		3/4	1 1/16-12	1.25	.36	2.66	1-1/4
W-10U-P08		1/2	3/4-16	1.13	.48	3.00	15/16
W-10U-P10	5/8	5/8	7/8-14	1.13	.48	3.06	1
W-10U-P12		3/4	1 1/16-12	1.25	.48	3.15	1-1/4
W-12U-P10		5/8	7/8-14	1.19	.50	3.36	1
W-12U-P12	3/4	3/4	1 1/16-12	1.31	.61	3.49	1-1/4
W-16U-P16	1	1	1 5/8-12	1.44	.81	3.63	1-1/2
W-20U-P20	1-1/4	1-1/4	1 5/8-12	1.94	1.02	4.23	1-7/8

Female FOR-SEAL Swivel Straight

*Crimp nut design

Also Known as: Flat Face



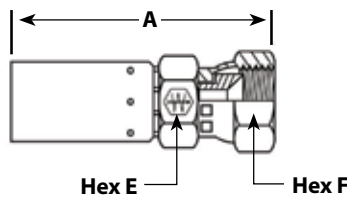
Part Number	Hose I.D.	Tube Size	Thread Size	Hose Cut-Off Factor	Internal Hole Dia.	A	Hex E	Hex F
W-04U-S64		1/4	9/16-18	1.08	.16	2.56	9/16	11/16
W-04U-S66	1/4	3/8	11/16-16	1.37	.26	2.85	9/16	13/16
W-04U-S68		1/2	13/16-16	1.75	.36	3.19	11/16	15/16
W-06U-S64		1/4	9/16-18	1.38	.16	2.81	11/16	5/8
W-06U-S66	3/8	3/8	11/16-16	1.21	.26	2.64	11/16	13/16
W-06U-S68		1/2	13/16-16	1.37	.28	2.80	11/16	15/16
W-08U-S66		3/8	11/16-16	1.32	.26	2.75	13/16	13/16
W-08U-S68	1/2	1/2	13/16-16	1.37	.36	2.80	13/16	15/16
W-08U-S70		5/8	1-14	1.87	.46	3.30	13/16	1-1/8
W-08U-S72		3/4	1 3/16-12	1.94	.36	3.38	1	1-3/8
W-10U-S70	5/8	5/8	1-14	1.60	.48	3.53	15/16	1-1/8
W-10U-S72		3/4	1 3/16-12	1.94	.55	3.84	1	1-3/8
W-12U-S70		5/8	1-14	1.70	.46	3.85	1	1-1/8
W-12U-S72	3/4	3/4	1 3/16-12	1.80	.61	3.95	1-1/8	1-3/8
W-12U-S76		1	1 7/16-12	2.81	.61	4.78	1-1/4	1-5/8
W-16U-S76	1	1	1 7/16-12	2.04	.78	4.24	1-1/4	1-5/8
W-16U-S80		1-1/4	1 11/16-12	2.00	.81	4.20	1-1/2	1-7/8
W-20U-S80	1-1/4	1-1/4	1 11/16-12	2.25	1.04	4.54	1-5/8	1-7/8

U Series, cont'd

SAE 37° Female Swivel

* Swivel nuts on these parts are universal, both SAE 37° & 45° connections

Also Known as: JIC 37°



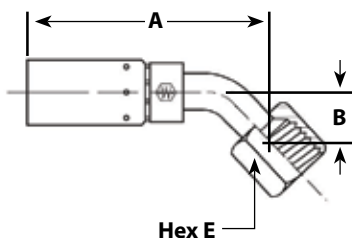
Part Number	Hose I.D.	Tube Size	Thread Size	Hose Cut-Off Factor	Internal Hole Dia.	A	Hex E	Hex F
W-04U-604*	1/4	1/4	7/16-20	1.13	.16	2.61	9/16	9/16
W-04U-605*		5/16	1/2-20	1.18	.16	2.67	9/16	5/8
W-04U-606		3/8	9/16-18	1.25	.16	2.72	9/16	11/16
W-06U-604*		1/4	7/16-20	1.25	.16	2.66	11/16	9/16
W-06U-606		3/8	9/16-18	1.31	.25	2.77	11/16	11/16
W-06U-608*	3/8	1/2	3/4-16	1.44	.25	2.86	11/16	7/8
W-06U-610*		5/8	7/8-14	1.56	.25	3.00	7/8	1
W-06U-612		3/4	11/16-12	1.69	.25	3.15	1	1-1/4
W-08U-606		3/8	9/16-18	1.25	.30	2.68	13/16	11/16
W-08U-608*		1/2	3/4-16	1.38	.36	2.79	13/16	7/8
W-08U-610*	1/2	5/8	7/8-14	1.56	.36	3.00	13/16	1
W-08U-612		3/4	11/16-12	1.44	.36	3.12	1	1-1/4
W-08U-616		1	15/16-12	1.75	.36	3.17	1-1/4	1-1/2
W-10U-608*		1/2	3/4-16	1.56	.39	3.48	15/16	7/8
W-10U-610*		5/8	5/8	7/8-14	1.63	.48	3.53	15/16
W-10U-612		3/4	11/16-12	1.75	.48	3.64	1	1-1/4
W-12U-610*		5/8	7/8-14	1.56	.48	3.75	1	1
W-12U-612	3/4	3/4	11/16-12	1.69	.61	3.86	1	1-1/4
W-12U-614		7/8	13/16-12	1.69	.61	3.88	1-1/8	1-3/8
W-12U-616		1	15/16-12	1.88	.61	4.07	1-1/4	1-1/2
W-16U-612		3/4	11/16-12	2.13	.61	4.37	1-1/4	1-1/4
W-16U-616	1	1	15/16-12	2.25	.81	4.46	1-1/4	1-1/2
W-16U-620		1-1/4	15/8-12	2.19	.81	4.30	1-5/8	2
W-20U-620		1-1/4	1-1/4	15/8-12	2.63	1.02	4.90	1-11/16

For plugs & caps to fit the SAE 37° Fittings, see page 326.

SAE 37° Female Swivel 45° Tube Elbow

* Swivel nuts on these parts are universal, both SAE 37° & 45° connections

Also Known as: JIC 37°

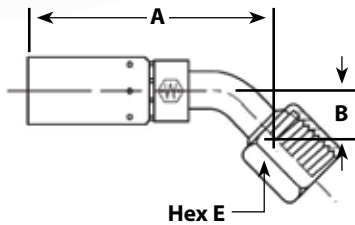


Part Number	Hose I.D.	Tube Size	Thread Size	Hose Cut-Off Factor	Internal Hole Dia.	A	B	Hex E
W-04U-684*	1/4	1/4	7/16-20	1.50	.15	2.98	.33	9/16
W-04U-685*		5/16	1/2-20	1.69	.21	3.14	.36	5/8
W-06U-684*	3/8	1/4	7/16-20	1.69	.15	3.08	.33	9/16
W-06U-686		3/8	9/16-18	1.75	.25	3.17	.39	11/16
W-06U-688*		1/2	3/4-16	2.08	.25	3.51	.55	7/8
W-08U-688*		1/2	1/2	3/4-16	2.08	.35	3.51	.55
W-08U-690*		5/8	7/8-14	2.31	.36	3.76	.63	1
W-10U-690		5/8	5/8	7/8-14	2.22	.48	4.22	.63
W-10U-692		3/4	11/16-12	2.44	.48	4.37	.78	1-1/4
W-12U-692		3/4	3/4	11/16-12	2.64	.59	4.79	.78
W-12U-696		1	15/16-12	3.00	.61	5.18	1.10	1-1/2
W-16U-696		1	1	15/16-12	3.06	.76	5.28	1.10

U Series, cont'd

Female FOR-SEAL Swivel 45° Tube Elbow

Also Known as: Flat Face



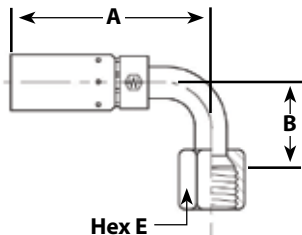
Part Number	Hose I.D.	Tube Size	Thread Size	Hose Cut-Off Factor	Internal Hole Dia.	A	B	Hex E
W-04U-L64	1/4	1/4	9/16-18	1.68	.16	3.14	.41	11/16
W-04U-L66		3/8	11/16-16	1.75	.16	3.24	.43	13/16
W-06U-L66	3/8	3/8	11/16-16	1.81	.26	3.26	.43	13/16
W-06U-L68		1/2	13/16-16	2.15	.26	3.58	.60	15/16
W-08U-L66	1/2	3/8	11/16-16	1.88	.26	3.32	.43	13/16
W-08U-L68		1/2	13/16-16	2.13	.36	3.56	.60	15/16
W-08U-L70		5/8	1-14	2.25	.36	3.67	.65	1-1/8
W-10U-L70	5/8	5/8	1-14	2.19	.46	4.13	.65	1-1/8
W-10U-L72		3/4	13/16-12	2.63	.48	4.53	.84	1-3/8
W-12U-L70	3/4	5/8	1-14	2.31	.46	4.49	.65	1-1/8
W-12U-L72		3/4	13/16-12	2.81	.59	4.96	.84	1-3/8
W-12U-L76		1	17/16-12	3.13	.76	5.29	.94	1-5/8
W-16U-L76	1	1	17/16-12	3.06	.76	5.29	.95	1-5/8
W-20U-L80	1-1/4	1-1/4	11/16-12	2.85	1.01	5.15	1.05	1-7/8

SAE 37° Female Swivel 90° Tube Elbow

* Swivel nuts on these parts are universal, both SAE 37° & 45° connections

**Crimp nut design

Also Known as: JIC 37°



Part Number	Hose I.D.	Tube Size	Thread Size	Hose Cut-Off Factor	Internal Hole Dia.	A	B	Hex E
W-04U-664*	1/4	1/4	7/16-20	1.44	.15	2.90	.68	9/16
W-04U-665*		5/16	1/2-20	1.63	.21	3.09	.77	5/8
W-04U-666		3/8	9/16-18	1.63	.25	3.16	.85	11/16
W-06U-664*	3/8	1/4	7/16-20	1.44	.15	2.85	.68	9/16
W-06U-666		3/8	9/16-18	1.75	.25	3.20	.85	11/16
W-06U-668*		1/2	3/4-16	1.75	.33	3.27	1.09	7/8
W-08U-668*	1/2	1/2	3/4-16	1.88	.33	3.33	1.09	7/8
W-08U-670*		5/8	7/8-14	2.50	.36	3.92	1.23	1
W-10U-670*	5/8	5/8	7/8-14	2.44	.46	4.36	1.23	1
W-10U-672		3/4	11/16-12	3.00	.48	4.96	1.82	1-1/4
W-12U-670*	3/4	5/8	7/8-14	2.14	.46	4.29	1.23	1
W-12U-672		3/4	11/16-12	2.63	.58	4.76	1.82	1-1/4
W-16U-676	1	1	15/16-12	2.81	.76	5.03	2.14	1-1/2
W-20U-677**	1-1/4	1-1/4	15/8-12	2.99	1.01	5.29	3.34	2

For plugs & caps to fit the SAE 37° Fittings, see page 325.

Z Series

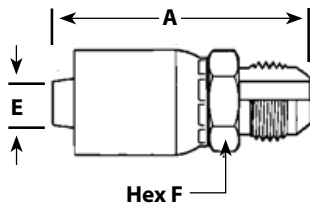
- **Typical Applications:** General purpose low, medium & high pressure hydraulic
- **Pressure:** Determined by max working pressure for hose size & hose end configuration, whichever is lesser
- **Material:** Low carbon steel
- **Plating:** Clear silver hexavalent chromium free
- **Advantages:** Higher operating & burst pressure, eliminates cool down leakage, flat crimp for easier routing & compatible w/ most hose styles
- **Compatible Hose:** W-H104, W-H145R, W-H245, W-H280, W-H290, W-H345, W-H425, for more options please contact customer service or your local sales rep
- **Assemble With:** W-T-401, W-T-420, for more options please contact customer service or your local sales rep

SAE 37° Male Rigid

* Fittings should only be used with one wire braided hose

** Fittings should only be used with two wire braided hose

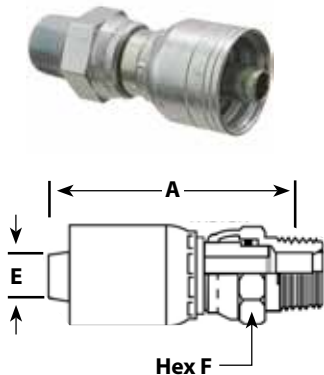
Also known as: JIC 37°



Part Number	Hose I.D.	Tube Size	Thread Size	Hose Cut-Off Factor	Hole Dia. (E)	A	Hex F
W-04Z-504		1/4	7/16-20	1.07	.17	2.00	9/16
W-04Z-505	1/4	5/16	1/2-20	.92	.17	1.84	9/16
W-04Z-506		3/8	9/16-18	.93	.17	1.85	5/8
W-06Z-506		3/8	9/16-18	1.17	.26	2.16	11/16
W-06Z-508	3/8	1/2	3/4-16	1.11	.26	2.10	13/16
W-06Z-510		5/8	7/8-14	1.21	.26	2.10	15/16
W-08Z-508		1/2	3/4-16	1.41	.38	2.57	13/16
W-08Z-510	1/2	5/8	7/8-14	1.26	.38	2.42	15/16
W-08Z-512		3/4	11/16-12	1.42	.38	2.59	1-1/8
W-10Z-508		1/2	3/4-16	1.41	.50	2.43	15/16
W-10Z-510	5/8	5/8	7/8-14	1.57	.48	2.73	15/16
W-10Z-512		3/4	11/16-12	1.43	.50	2.59	1-1/8
W-12Z-510		5/8	7/8-14	1.59	.48	2.78	1-1/8
W-12Z-512		3/4	11/16-12	1.75	.61	2.94	1-1/8
W-12Z-514	3/4	7/8	13/16-12	1.54	.61	2.73	1-1/4
W-12Z-516		1	15/16-12	1.56	.61	2.75	1-3/8
W-16Z-514		7/8	13/16-12	1.80	.72	3.11	1-3/8
W-16Z-516	1	1	15/16-12	1.90	.82	3.25	1-3/8
W-16Z-520		1-1/4	15/8-12	1.71	.81	3.03	1-11/16
W-20Z-520**		1-1/4	15/8-12	2.16	1.05	3.89	1-3/4
W-20ZA-520*	1-1/4	1-1/4	15/8-12	2.16	1.05	3.89	1-3/4
W-24Z-524	1-1/2	1-1/2	17/8-12	2.49	1.26	4.31	2

Z Series, cont'd

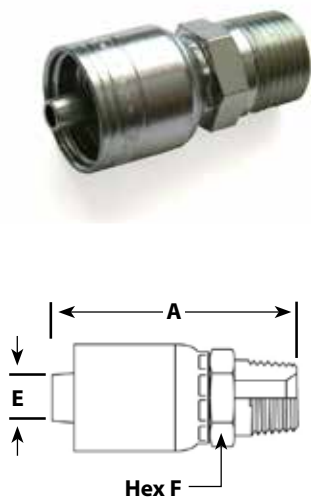
Male Pipe Swivel



Part Number	Hose I.D.	Pipe Size	Thread Size	Hose Cut-Off Factor	Hole Dia. (E)	A	Hex F
W-04Z-J04	1/4	1/4	1/4-18	1.62	.17	2.54	3/4
W-06Z-J04		1/4	1/4-18	1.67	.26	2.54	3/4
W-06Z-J06	3/8	3/8	3/8-18	1.67	.26	2.66	7/8
W-06Z-J08		1/2	1/2-14	1.85	.26	2.85	7/8
W-08Z-J06	1/2	3/8	3/8-18	1.71	.38	2.88	7/8
W-08Z-J08		1/2	1/2-14	1.96	.38	3.13	15/16
W-12Z-J12	3/4	3/4	3/4-14	2.05	.61	3.24	1-3/8
W-16Z-J16	1	1	1-11/2	2.53	.81	3.88	1-1/2

Male Pipe Rigid

* Fittings should only be used with one wire braided hose
 ** Fittings should only be used with two wire braided hose



Part Number	Hose I.D.	Pipe Size	Thread Size	Hose Cut-Off Factor	Hole Dia. (E)	A	Hex F
W-04Z-102		1/8	1/8-27	.92	.17	1.84	9/16
W-04Z-104	1/4	1/4	1/4-18	1.14	.17	2.06	9/16
W-04Z-106		3/8	3/8-18	.98	.17	1.90	11/16
W-06Z-104		1/4	1/4-18	1.18	.26	2.18	11/16
W-06Z-106	3/8	3/8	3/8-18	1.28	.26	2.27	11/16
W-06Z-108		1/2	1/2-14	1.28	.16	2.27	7/8
W-08Z-104		1/4	1/4-18	1.23	.30	2.40	13/16
W-08Z-106	1/2	3/8	3/8-18	1.32	.38	2.49	13/16
W-08Z-108		1/2	1/2-14	1.56	.38	2.74	7/8
W-08Z-112		3/4	3/4-14	1.39	.38	2.56	1-1/16
W-10Z-108	5/8	1/2	1/2-14	1.58	.50	2.74	15/16
W-10Z-112		3/4	3/4-14	1.40	.50	2.56	1-1/16
W-12Z-108		1/2	1/2-14	1.60	.56	2.78	1-1/8
W-12Z-112	3/4	3/4	3/4-14	1.65	.61	2.84	1-1/8
W-12Z-116		1	1-11/2	1.61	.61	2.80	1-3/8
W-16Z-112		3/4	3/4-14	1.67	.76	3.02	1-3/8
W-16Z-116	1	1	1-11/2	1.86	.82	3.22	1-3/8
W-16Z-120		1-1/4	1 1/4-11 1/2	1.72	.82	3.08	1-11/16
W-20Z-116 **	1-1/4	1	1-11/2	1.93	.95	3.66	1-3/4
W-20Z-120**		1-1/4	1 1/4-11 1/2	1.79	1.05	3.52	1-13/16
W-24Z-124	1-1/2	1-1/2	1 1/2-11 1/2	2.36	1.26	4.18	2
W-32Z-132	2	2	2-11 1/2	2.61	1.75	4.59	2-1/2

What you see here in our Terminal supply catalog is only a small sampling of the Weatherhead Hydraulic products available. If you don't see exactly the connections, hose or tooling you need for your specific application, please let us know. Customer service will find something that will work for you perfectly!

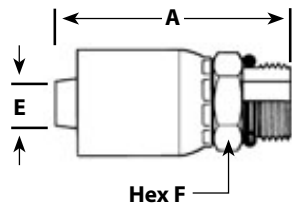
Z Series, cont'd

Male Straight Thread O-Ring Rigid

* Fittings should only be used with one wire braided hose

** Fittings should only be used with two wire braided hose

- Includes Buna-N, 90 durometer o-ring. See page 364 for replacement hydraulic o-rings



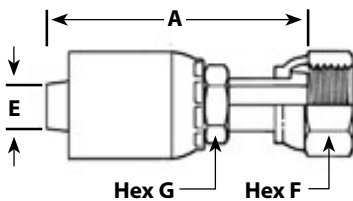
Part Number	Hose I.D.	Port Size	Thread Size	Hose Cut-Off Factor	Hole Dia. (E)	A	Hex F
W-04Z-P04	1/4	1/4	7/16-20	.92	.17	1.84	9/16
W-04Z-P05		5/16	1/2-20	.92	.17	1.84	5/8
W-04Z-P06		3/8	9/16-18	.86	.17	1.78	11/16
W-06Z-P06	3/8	3/8	9/16-18	1.00	.26	2.00	11/16
W-06Z-P08		1/2	3/4-16	.98	.26	1.97	7/8
W-08Z-P08	1/2	1/2	3/4-16	1.19	.38	2.36	7/8
W-08Z-P10		5/8	7/8-14	1.09	.38	2.26	1
W-08Z-P12	5/8	3/4	11/16-12	1.22	.38	2.39	1-1/4
W-10Z-P10		5/8	7/8-14	1.31	.50	2.47	1
W-10Z-P12		3/4	11/16-12	1.23	.50	2.39	1-1/4
W-12Z-P12	3/4	3/4	11/16-12	1.25	.61	2.44	1-1/4
W-12Z-P16		1	15/16-12	1.37	.61	2.56	1-1/2
W-16Z-P16	1	1	15/16-12	1.39	.82	2.74	1-1/2
W-20Z-P20**	1-1/4	1-1/4	15/8-12	1.90	1.05	3.63	1-7/8
W-24Z-P24	1-1/2	1-1/2	17/8-12	1.81	1.26	3.63	2-1/8

Female FOR-SEAL Swivel Straight

* Fittings should only be used with one wire braided hose

** Fittings should only be used with two wire braided hose

Also known as: Flat Face



Part Number	Hose I.D.	Tube Size	Thread Size	Hose Cut-Off Factor	Hole Dia. (E)	A	Hex F	Hex G
W-04Z-S64	1/4	1/4	9/16-18	1.03	.17	1.95	11/16	9/16
W-04Z-S66		3/8	11/16-16	1.12	.17	2.04	13/16	5/8
W-06Z-S64	3/8	1/4	9/16-18	1.15	.17	2.14	11/16	11/16
W-06Z-S66		3/8	11/16-16	1.24	.26	2.23	13/16	11/16
W-06Z-S68		1/2	13/16-16	1.32	.26	2.32	15/16	13/16
W-08Z-S66	1/2	3/8	11/16-16	1.34	.26	2.51	13/16	7/8
W-08Z-S68		1/2	13/16-16	1.50	.38	2.67	15/16	7/8
W-08Z-S70		5/8	1-14	1.47	.38	2.64	1-1/8	15/16
W-08Z-S72		3/4	13/16-12	1.63	.38	2.80	1-3/8	1-1/8
W-10Z-S68	5/8	1/2	13/16-16	1.51	.38	2.67	15/16	15/16
W-10Z-S70		5/8	1-14	1.61	.48	2.76	1-1/8	15/16
W-10Z-S72		3/4	13/16-12	1.63	.50	2.79	1-3/8	1-1/8
W-12Z-S70	3/4	5/8	1-14	1.62	.48	2.81	1-1/8	1-1/8
W-12Z-S72		3/4	13/16-12	1.72	.61	2.91	1-3/8	1-1/8
W-12Z-S76		1	17/16-12	1.79	.61	2.98	1-5/8	1-3/8
W-16Z-S72		3/4	13/16-12	1.86	.61	3.22	1-3/8	1-3/8
W-16Z-S76	1	1	17/16-12	1.94	.81	3.29	1-5/8	1-3/8
W-16Z-S80		1-1/4	11/16-12	1.90	.81	3.25	1-7/8	1-5/8
W-20Z-S80**	1-1/4	1-1/4	11/16-12	2.33	1.02	4.07	1-7/8	1-3/4

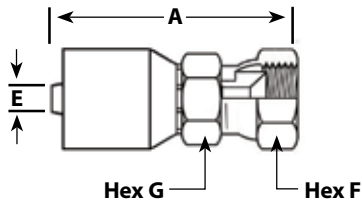
Z Series, cont'd

SAE 37° Female Swivel

* Fittings should only be used with one wire braided hose

** Fittings should only be used with two wire braided hose

Also known as: JIC 37°



Part Number	Hose I.D.	Tube Size	Thread Size	Hose Cut-Off Factor	Hole Dia. (E)	A	Hex F	Hex G
W-04Z-603	1/4	3/16	3/8-24	1.02	.13	1.94	1/2	9/16
W-04Z-604		1/4	7/16-20	1.07	.17	2.00	9/16	9/16
W-04Z-605		5/16	1/2-20	1.06	.17	1.98	5/8	9/16
W-04Z-606		3/8	9/16-18	1.11	.17	2.03	11/16	9/16
W-06Z-604	3/8	1/4	7/16-20	1.19	.17	2.19	9/16	11/16
W-06Z-605		5/16	1/2-20	1.24	.23	2.24	5/8	11/16
W-06Z-606		3/8	9/16-18	1.28	.26	2.28	11/16	11/16
W-06Z-608		1/2	3/4-16	1.31	.26	2.31	7/8	11/16
W-08Z-608	1/2	1/2	3/4-16	1.46	.38	2.63	7/8	13/16
W-08Z-610		5/8	7/8-14	1.47	.38	2.64	1	13/16
W-08Z-612		3/4	11/16-12	1.56	.38	2.73	1-1/4	1
W-08Z-616		1	15/16-12	1.89	.38	3.06	1-1/2	1-1/4
W-10Z-608	5/8	1/2	3/4-16	1.50	.39	2.65	7/8	15/16
W-10Z-610		5/8	7/8-14	1.61	.50	2.77	1	15/16
W-10Z-612		3/4	11/16-12	1.57	.50	2.72	1-1/4	1
W-12Z-610	3/4	5/8	7/8-14	1.63	.48	2.81	1	1-1/8
W-12Z-612		3/4	11/16-12	1.65	.61	2.84	1-1/4	1-1/8
W-12Z-614		7/8	13/16-12	1.65	.61	2.84	1-3/8	1-1/8
W-12Z-616		1	15/16-12	1.72	.61	2.91	1-1/2	1-1/4
W-16Z-612	1	3/4	11/16-12	1.80	.61	3.15	1-1/4	1-3/8
W-16Z-616		1	15/16-12	1.93	.81	3.29	1-1/2	1-3/8
W-16Z-620		1-1/4	15/8-12	1.81	.81	3.17	2	-
W-20Z-616**	1-1/4	1	15/16-12	1.73	.85	3.46	1-1/2	-
W-20Z-620**		1-1/4	15/8-12	1.88	1.05	3.61	2	-
W-24Z-624	1-1/2	1-1/2	17/8-12	20.7	1.26	3.90	2-1/4	-
W-32Z-632	2	2	21/2-12	2.39	1.75	4.34	2-7/8	-

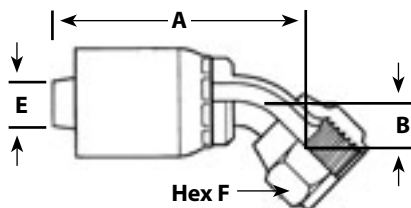
SAE 37° Female Swivel 45° Tube Elbow

* Swivel nuts on these parts are universal, both SAE 37° & 45° connections

** Fittings should only be used with one wire braided hose

*** Fittings should only be used with two wire braided hose

Also known as: JIC 37°

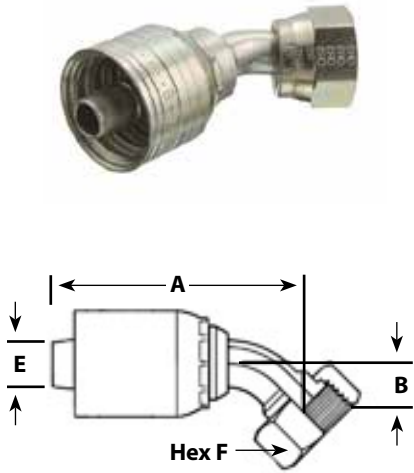


Part Number	Hose I.D.	Tube Size	Thread Size	Hose Cut-Off Factor	Hole Dia. (E)	A	B	Hex F
W-04Z-684*	1/4	1/4	7/16-20	1.04	.15	1.96	.33	9/16
W-04Z-685*		5/16	1/2-20	1.12	.17	2.04	.37	5/8
W-04Z-686		3/8	9/16-18	1.17	.17	2.09	.39	11/16
W-06Z-686	3/8	3/8	9/16-18	1.31	.24	2.31	.39	11/16
W-06Z-688*		1/2	3/4-16	1.66	.26	2.65	.55	7/8
W-08Z-688*	1/2	1/2	3/4-16	1.65	.37	2.82	.55	7/8
W-08Z-690*		5/8	7/8-14	1.86	.38	3.03	.59	1
W-10Z-690*	5/8	5/8	7/8-14	1.79	.46	2.94	.59	1
W-10Z-692		3/4	11/16-12	2.22	.50	3.38	.78	1-1/4
W-12Z-692	3/4	3/4	11/16-12	2.24	.58	3.43	.78	1-1/4
W-16Z-696	1	1	15/16-12	2.39	.76	3.74	1.07	1-1/2
W-20Z-697***	1-1/4	1-1/4	15/8-12	2.71	1.01	4.44	1.22	2

Z Series, cont'd

Female FOR-SEAL Swivel 45° Tube Elbow

Also known as: Flat Face



Part Number	Hose I.D.	Tube Size	Thread Size	Hose Cut-Off Factor	Hole Dia. (E)	A	B	Hex F
W-04Z-L64	1/4	1/4	9/16-18	1.20	.17	2.12	.40	11/16
W-04Z-L66		3/8	11/16-16	1.38	.17	2.30	.43	13/16
W-06Z-L64	3/8	1/4	9/16-18	1.30	.17	2.30	.41	11/16
W-06Z-L66		3/8	11/16-16	1.43	.26	2.43	.43	13/16
W-06Z-L68		1/2	13/16-16	1.74	.26	2.74	.59	15/16
W-08Z-L66	1/2	3/8	11/16-16	1.48	.26	2.65	.43	13/16
W-08Z-L68		1/2	13/16-16	1.79	.36	2.96	.59	15/16
W-08Z-L70		5/8	1-14	2.01	.38	3.18	.65	1-1/8
W-08Z-L72		3/4	13/16-12	2.34	.38	3.51	.83	1-3/8
W-10Z-L70	5/8	5/8	1-14	2.01	.45	3.05	.65	1-1/8
W-10Z-L72		3/4	13/16-12	2.36	.50	3.52	.83	1-3/8
W-12Z-L72	3/4	3/4	13/16-12	2.38	.55	3.57	.83	1-3/8
W-12Z-L76		1	17/16-12	2.85	.61	4.04	.94	1-5/8
W-16Z-L76	1	1	17/16-12	2.88	.78	4.23	.94	1-5/8
W-20Z-L80	1-1/4	1-1/4	11/16-12	3.37	1.02	5.10	1.00	1-7/8
W-20Z-L84		1-1/2	2-12	3.76	1.01	5.49	1.07	2-1/4
W-24Z-L84	1-1/2	1-1/2	2-12	2.71	1.26	4.54	1.07	2-1/4

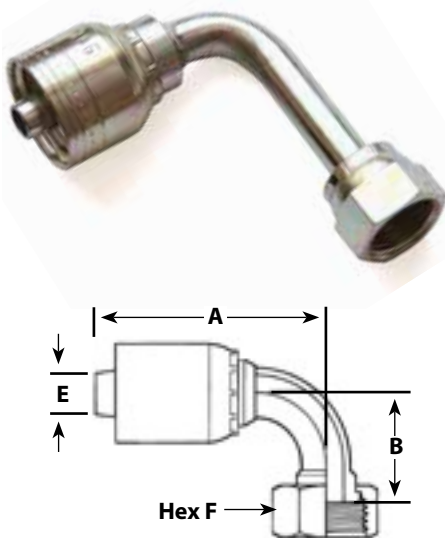
Female FOR-SEAL Swivel Short Drop 90° Tube Elbow

* Fittings should only be used with one wire braided hose

** Fittings should only be used with two wire braided hose

Also known as: Flat Face

- Swivel long drop also available, please contact customer service or your local sales rep for more info



Part Number	Hose I.D.	Tube Size	Thread Size	Hose Cut-Off Factor	Hole Dia. (E)	A	B	Hex F
W-04Z-A24	1/4	1/4	9/16-18	1.17	.17	2.09	.82	11/16
W-04Z-A26		3/8	11/16-16	1.30	.17	2.22	.90	13/16
W-06Z-A24	3/8	1/4	9/16-18	1.21	.17	2.21	.82	11/16
W-06Z-A26		3/8	11/16-16	1.34	.26	2.34	.90	13/16
W-06Z-A28		1/2	13/16-16	1.62	.26	2.62	1.15	15/16
W-08Z-A26	1/2	3/8	11/16-16	1.39	.26	2.56	.90	13/16
W-08Z-A28		1/2	13/16-16	1.67	.36	2.84	1.15	15/16
W-08Z-A30		5/8	1-14	1.91	.38	3.07	1.27	1-1/8
W-08Z-A32		3/4	13/16-12	2.28	.38	3.45	1.88	1-3/8
W-10Z-A30	5/8	5/8	1-14	1.91	.45	3.07	1.27	1-1/8
W-10Z-A32		3/4	13/16-12	2.29	.50	3.44	1.88	1-3/8
W-12Z-A30	3/4	5/8	1-14	1.93	.45	3.11	1.27	1-1/8
W-12Z-A32		3/4	13/16-12	2.30	.55	3.49	1.88	1-3/8
W-12Z-A36	1	1	17/16-12	2.85	.61	4.04	2.21	1-5/8
W-16Z-A36		1	17/16-12	2.87	.81	4.22	2.21	1-5/8
W-16Z-A40	1-1/4	1-1/4	11/16-12	3.50	.81	4.85	2.51	1-7/8
W-20Z-A40**		1-1/4	11/16-12	3.57	1.02	5.30	2.51	1-7/8

Z Series, cont'd

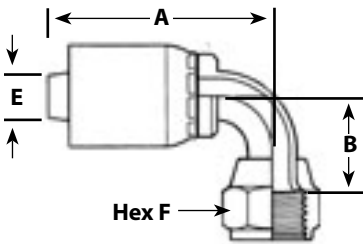
SAE 37° Female Swivel 90° Tube Elbow

* Swivel nuts on these parts are universal, both SAE 37° & 45° connections

*** Fittings should only be used with two wire braided hose

** Fittings should only be used with one wire braided hose

Also known as: JIC 37°

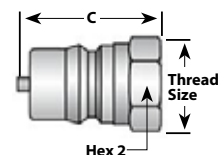
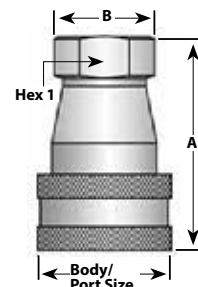


Part Number	Hose I.D.	Tube Size	Thread Size	Hose Cut-Off Factor	Hole Dia. (E)	A	B	Hex F
W-04Z-664*		1/4	7/16-20	.92	.15	1.84	.68	9/16
W-04Z-665*	1/4	5/16	1/2-20	1.00	.17	1.92	.76	5/8
W-04Z-666		3/8	9/16-18	1.08	.17	2.00	.84	11/16
W-06Z-666		3/8	9/16-18	1.22	.24	2.21	.84	11/16
W-06Z-668*	3/8	1/2	3/4-16	1.42	.26	2.42	1.09	7/8
W-08Z-666		3/8	9/16-18	1.26	.24	2.43	.84	11/16
W-08Z-668*	1/2	1/2	3/4-16	1.42	.37	2.59	1.09	7/8
W-08Z-670*		5/8	7/8-14	1.61	.38	2.78	1.19	1
W-10Z-670*		5/8	7/8-14	1.55	.45	2.70	1.19	1
W-10Z-672	5/8	3/4	1 1/16-12	2.16	.50	3.31	1.80	1-1/4
W-12Z-672		3/4	1 1/16-12	2.17	.58	3.36	1.80	1-1/4
W-12Z-676	3/4	1	1 5/16-12	2.18	.61	3.37	2.39	1-1/2
W-16Z-676	1	1	1 5/16-12	2.20	.76	3.56	2.39	1-1/2
W-20Z-677***	1-1/4	1-1/4	1 5/8-12	2.52	1.01	4.25	2.75	2
W-24Z-678	1-1/2	1-1/2	1 7/8-12	2.81	1.26	4.63	3.17	2-1/4

Quick Disconnect Couplings

Hansen HK Series (Carbon Steel Body)

- **Typical Applications:** Hydraulic, fluid transfer, agriculture, construction, transportation, chemical, oil & gas
- **Temperature range:** -40°F to 250°F for o-ring
- **Material:** High resistance carbon steel w/ zinc trivalent chromate plating (body); Stainless steel (spring, balls & retaining ring); Brass (poppet guide in 1/8" couplings only); Buna-N (o-ring)
- **Valve Type:** Self sealing poppet valve
- **Thread Type:** Female NPT
- **Vacuum:** 8 inches/Hg
- **Advantages:** PUSH-PULL™ ball latch design allows quick & easy connection & disconnection of hose lines, self-sealing poppet valve design provides excellent high & low pressure sealing
- **Series Interchange:** ISO 7241/1 Series B



Female (Socket) Part Number	A (in)	B (in)	Hex 1 (in)	Male (Plug) Part Number	C (in)	Hex 2 (in)	Body / Port Size (in)	Thread Size (in)	Max Oper. Pressure (psi)
W-1H11	1.91	.98	.56	W-1K11	1.26	.56	1/8"	1/8-27	4000
W-2H16	2.26	1.14	.75	W-2K16	1.52	.75	1/4"	1/4-18	5000
W-3H21	2.56	1.42	.88	W-3K21	1.76	.88	3/8"	3/8-18	3700
W-4HP26	2.96	1.86	1.13	W-4KP26	2.03	1.13	1/2"	1/2-14	5000
W-6HP31	3.48	2.22	1.31	W-6KP31	2.36	1.31	3/4"	3/4-14	4000
W-8HP36	4.13	2.61	1.71	W-8KP36	2.85	1.63	1"	1-11 1/2	4000

Hansen HK Series Accessories

Vinyl Dust Plugs for Sockets



Part Number	Size
W-PSDC1HK	1/8"
W-PSDC2HK	1/4"
W-PSDC3HK	3/8"
W-PSDC4HK	1/2"
W-PSDC6HK	3/4"
W-PSDC8HK	1"

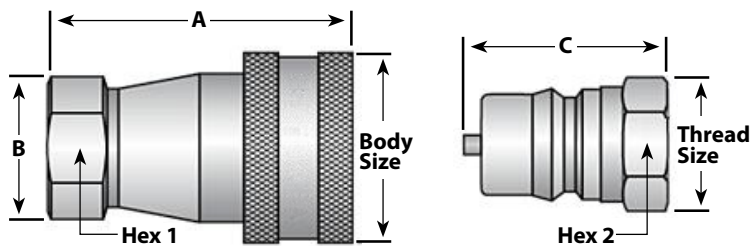
Vinyl Dust Caps for Plugs



Part Number	Size
W-PPDC1HK	1/8"
W-PPDC2HK	1/4"
W-PPDC3HK	3/8"
W-PPDC4HK	1/2"
W-PPDC6HK	3/4"
W-PPDC8HK	1"

S10 Series (Stainless Steel Body)

- **Typical Applications:** Primarily used for the transfer of hydraulic fluid, but can also be used with water, steam, chemicals & some gases
- **Temperature range:** -40°F to 250°F
- **Material:** 303 Stainless steel (body); Buna-N (o-ring)
- **Valve Type:** Poppet (o-ring seal)
- **Thread Type:** Female NPT
- **Advantages:** Ball lock design allows quick & easy connection & disconnection of hose lines, full-flow design for optimum system performance, 100% leak tested
- **Series Interchange:** ISO 7241/1 Series B
- **Max operating pressure rating is based on non-pulsating, low cycle applications w/ essentially steady pressure during the operating cycle**



Female Part Number	A (in)	B (in)	Hex 1 (in)	Male Part Number	C (in)	Hex 2 (in)	Body/Thread Size (in)	Max Operating Pressure (psi)
SH-SS105-4	2.8	1.76	1.2	SH-SS101-4	1.88	1.06	1/2	5000
SH-SS105-6	3.37	2.13	1.31	SH-SS101-6	2.26	1.31	3/4	3000
SH-SS105-8	3.94	2.51	1.62	SH-SS101-8	2.69	1.63	1	2000

Hydraulic Hose

Hose Protection

Hose Protectors

- Guards hoses & cables against abrasion & scuffing & protects it from sharp edges
- Extends hose life & reduces the need for changes & repairs
- Installs in minutes, no need to remove hose
- Resists solvents, oils, grease & gas
- Operating temp: -40° to 430°F
- Black in color



Part Number	Length	Width	Hose O.D.
HP4-BLK	4"	2.50"	0.25" - 1.00"
HP6-BLK	6"	3.25"	0.75" - 1.25"
HP8-BLK	8"	3.50"	1.00" - 1.50"
HP10-BLK	10"	4.50"	1.25" - 2.25"
HP12-BLK	12"	5.00"	1.50" - 2.50"

For a variety of hose protectors in all sizes order our Hose Protector Kit: HP-KIT-LG

Abrasion Sleeve


- Guards hoses from abrasion & cuts
- Can bundle two or more hose assemblies together, adding to it's protective qualities
- Made from bulk continuous filament nylon, with a .090" thick wall
- Sold in 100ft. roll
- Black in color



Part Number	Sleeve I.D.	Flat I.D.
W-A3900	0.09"	1.32 - 1.51"
W-A3901	1.06"	1.57 - 1.76"
W-A3902	1.22"	1.82 - 2.01"
W-A3903	1.35"	2.03 - 2.21"
W-A3904	1.66"	2.63 - 2.87"
W-A3905	1.81"	2.75 - 2.94"
W-A3906	2.19"	3.43 - 3.53"
W-A3907	2.62"	4.02 - 4.21"
W-A3908	2.80"	4.43 - 4.62"

Low Pressure Hose

Suction Hose



- **Typical Applications:** Hydraulic suction hose
- **Hose Ends:** U Series (page 330), Z Series (page 336) others series are compatible, contact customer service for more info
- **Inner Tube:** CPE

- **Reinforcement:** 1 helical cable wire between 2 textile layers, 1 fiber braid
- **Cover:** Neoprene
- **Temperature Range:** -40°F to 275°F
- **Meets: MSHA & ABS; marine application J1942/1, hydraulic only**
- **Length:** 50ft. roll is standard, for other lengths, add other lengths available (see below) to end of part number, EX: W-H03912-150R

Part Number	Hose I.D. (inches)	Hose O.D. (inches)	Working Pressure (psi)	Min Burst Pressure (psi)	Min Bend (inches)	Pounds / 100ft.	Other Lengths Available (feet)
W-H03912	3/4	1-9/32	300	1200	2.5	44	100, 150
W-H03916	1	1-1/2	250	1000	3.0	52	100, 150
W-H03920	1-1/4	1-53/64	200	800	4.0	75	100, 150
W-H03924	1-1/2	2-5/64	150	600	5.0	85	100, 150
W-H03932	2	2-39/64	150	400	6.0	116	100, 150

Are you tired of overpaying for your hose assemblies?

Ask about our hydraulics packages!



PLUS

**72 Compartment
Bin & Base
72B12 & 364-BASE
Collet Package
Part #: W-T420TP-1001**




Let Terminal Supply Co. save you time & money by furnishing your organization with the above hydraulic crimping machine. We will also include a stand up storage bin filled with a customized package of hydraulic fitting to meet your specific needs. Contact your sales rep for more information.

What you see here in our Terminal supply catalog is only a small sampling of the Weatherhead Hydraulic products available. If you don't see exactly the connections, hose or tooling you need for your specific application, please let us know. Customer service will find something that will work for you perfectly!

High Pressure Hose

Hi-R FLEX™ High Pressure Hydraulic Hose



- **Typical Applications:** Lines on off-road construction equipment, farm equipment & other high pressure applications. Works with: water/glycol, water, hydraulic fluids & diesel fuel
- **Hose Ends:** U Series (page 330), Z Series (page 336), others series are compatible, contact customer service for more info

- **Inner Tube:** Nitrile blend
- **Reinforcement:** 2 steel braids
- **Cover:** Neoprene
- **Temperature Range:** -40°F to 212°F
- **Meets: MSHA; ABS; marine application J1942/1, fuel & lube service**
- **Length:** 50ft. roll is standard, for other lengths, add other lengths available (see below) to end of part number, EX: W-H24504-250R

Part Number	Hose I.D. (inches)	Hose O.D. (inches)	Working Pressure (psi)	Min Burst Pressure (psi)	Min Bend (inches)	Pounds / 100ft.	Other Lengths Available (feet)
W-H24504	1/4	17/32	5000	20000	2.0	19	250, 500
W-H24506	3/8	11/16	4000	16000	2.5	29	250, 500
W-H24508	1/2	13/16	3500	14000	3.5	36	250, 500
W-H24510	5/8	15/16	2750	11000	4.0	42	250
W-H24512	3/4	1-3/32	2250	9000	4.75	54	250
W-H24516	1	1-13/32	2000	8000	6.0	81	250
W-H24520	1-1/4	1-53/64	1625	6500	8.25	114	150

High Pressure Hose, cont'd

Pressure Washer Hose



- **Typical Applications:** Lines on off-road construction equipment, farm equipment & other high pressure applications. Works with: water/glycol, water, hydraulic fluids & diesel fuel
- **Hose Ends:** Z Series (page 336), others series are compatible, contact customer service for more info

- **Inner Tube:** Nitrile
- **Reinforcement:** 1 steel braid
- **Cover:** Blue vinyl nitrile
- **Temperature Range:** -40°F to 250°F (hydraulic), up to 200°F (pressure washer)
- **Exceeds: SAE 100R1**
- **Length*:** 50ft. roll is standard, for other lengths, add other lengths available (see below) to end of part number, EX: W-H34504-250R
*Only 50ft. & 100ft. rolls are continuous lengths

Part Number	Hose I.D. (inches)	Hose O.D. (inches)	Working Pressure (psi)	Min Burst Pressure (psi)	Min Bend (inches)	Pounds / 100ft.	Other Lengths Available (feet)
W-H34504	1/4	31/64	3000	12000	2.0	13	100, 250, 500
W-H34506	3/8	41/64	3000	12000	2.5	18	100, 250, 500
W-H34508	1/2	25/32	3000	12000	3.5	28	100, 250, 500

High Pressure Hydraulic Hose



- **Typical Applications:** Lines on off-road construction equipment, farm equipment & other high pressure applications
- **Hose Ends:** U Series (page 330), Z Series (page 336), others series are compatible, contact customer service for more info

- **Inner Tube:** Nitrile, neoprene (-4 size only)
- **Reinforcement:** 2 steel braids
- **Cover:** Neoprene
- **Temperature Range:** -40°F to 212°F
- **Meets: MSHA; marine application J1942/1, fuel (-4 thru -20)& hydraulic (-4 thru -32)service**
- **Length:** 50ft. roll is standard, for other lengths, add other lengths available (see below) to end of part number, EX: W-H42504-250R

Part Number	Hose I.D. (inches)	Hose O.D. (inches)	Working Pressure (psi)	Min Burst Pressure (psi)	Min Bend (inches)	Pounds / 100ft.	Other Lengths Available (feet)
W-H42504	1/4	19/32	5000	20000	4.0	28	250, 500
W-H42506	3/8	3/4	4000	16000	5.0	38	250, 500
W-H42508	1/2	7/8	3500	14000	7.0	45	250, 500
W-H42510	5/8	1	2750	11000	8.0	51	250
W-H42512	3/4	1-5/32	2250	9000	9.5	66	250
W-H42516	1	1-1/2	2000	8000	12.0	95	250
W-H42520	1-1/4	1-7/8	1625	6500	16.5	142	100, 150

Premium WeatherSHIELD™ Hose

High Pressure Hydraulic Hose



- **Typical Applications:** General industrial and hydraulic system service with petroleum and water-base fluids
- **Hose Ends:** Z Series (page 336), others series are compatible, contact customer service for more info
- **Inner Tube:** Synthetic rubber
- **Reinforcement:** 2 steel braids

- **Cover:** WeatherSHIELD™ synthetic rubber
- **Temperature Range:** -40°F to 260°F (petroleum based fluids); -40° to 158°F (water based fluids)
- **Meets & Exceeds: MSHA**
- **Length:** 50ft. roll is standard, for other lengths, add other lengths available (see below) to end of part number, EX: W-H28004-250R

Part Number	Hose I.D. (inches)	Hose O.D. (inches)	Working Pressure (psi)	Min Burst Pressure (psi)	Min Bend (inches)	Pounds / 100ft.	Other Lengths Available (feet)
W-H28004	1/4	17/32	6500	26000	2.0	22	250, 500
W-H28006	3/8	11/16	5300	21200	2.5	29	250, 500
W-H28008	1/2	13/16	4500	18000	3.5	39	250, 500
W-H28010	5/8	15/16	4000	16000	4.0	44	250
W-H28012	3/4	1-3/32	3500	14000	4.75	53	250
W-H28016	1	1-13/32	3000	12000	6.0	72	250
W-H28020	1-1/4	1-13/20	2500	10000	8.25	109	150
W-H28024	1-1/2	2	2000	8000	10.0	140	150
W-H28032	2	2-1/2	1600	6400	12.5	190	-

High Pressure Hydraulic Hose



- **Typical Applications:** General industrial and hydraulic system service with petroleum and water-base fluids
- **Hose Ends:** Z Series (page 336), others series are compatible, contact customer service for more info
- **Inner Tube:** Synthetic rubber
- **Reinforcement:** 2 steel braids

- **Cover:** WeatherSHIELD™ synthetic rubber
- **Temperature Range:** -40°F to 260°F (petroleum based fluids); -40° to 158°F (water based fluids)
- **Meets & Exceeds: MSHA**
- **Length:** 50ft. roll is standard, for other lengths, add other lengths available (see below) to end of part number, EX: W-H29004-250R

Part Number	Hose I.D. (inches)	Hose O.D. (inches)	Working Pressure (psi)	Min Burst Pressure (psi)	Min Bend (inches)	Pounds / 100ft.	Other Lengths Available (feet)
W-H29004	1/4	19/32	6500	26000	4.0	26	250, 500
W-H29006	3/8	3/4	5800	23200	5.0	38	250, 500
W-H29008	1/2	7/8	5000	20000	7.0	46	250, 500
W-H29010	5/8	1	4000	16000	8.0	54	250
W-H29012	3/4	1-5/32	3500	14000	9.5	66	250
W-H29016	1	1-1/2	3000	12000	12.0	101	250
W-H29020	1-1/4	1-7/8	2500	10000	16.5	154	150
W-H29024	1-1/2	2-5/32	2000	8000	20.0	168	100

Premium WeatherSHIELD™ Hose, cont'd

High Pressure Spiral Hydraulic Hose



- **Typical Applications:** Lines on construction, mining, farm equipment & other very high pressure applications
- **Hose Ends:** 430U fitting (page 330)

- **Inner Tube:** Synthetic rubber
- **Reinforcement:** 4 spiral steel plies
- **Cover:** WeatherSHIELD™ synthetic rubber
- **Temperature Range:** -40°F to 260°F
- **Meets: MSHA; marine application J1942/1 hydraulic (-4 thru -32)service**
- **Length:** 50ft. roll is standard, for other lengths, add other lengths available (see below) to end of part number, EX: W-H43006-100R

Part Number	Hose I.D. (inches)	Hose O.D. (inches)	Working Pressure (psi)	Min Burst Pressure (psi)	Min Bend (inches)	Pounds / 100ft.	Other Lengths Available (feet)
W-H43006	3/8	53/64	6500	26000	2.50	47	100
W-H43008	1/2	15/16	6000	24000	3.50	59	100, 150
W-H43010	5/8	1-7/64	6000	24000	4.00	69	-
W-H43012	3/4	1-7/32	5500	22000	4.75	92	100, 150
W-H43016	1	1-33/64	5100	20400	6.00	122	100, 150
W-H43020	1-1/4	1-7/8	4500	18000	8.25	164	100, 150
W-H43024	1-1/2	2-1/8	4000	16000	10.00	210	100, 150
W-H43032	2	2-21/32"	4000	16000	12.50	281	100

Fire Sleeve

- A fire sleeve is required for a hose in a marine application when used in a fuel application
- Flame-resistant sheathing constructed of tightly-woven fiberglass coated with a specialty compound & highly temperature resistant silicone rubber
- Fiberglass offers protection in hostile environments w/ heat extremes not compatible w/ hydrocarbon
- Temperature range: 500°F for continuous exposure, 2000°F for 15-20min durations & 3000°F for 15-30 second durations



Part Number	Sleeve I.D.	Roll Length	Used With Hoses
W-A6910	5/8"	100ft.	W-H104, W-H245, W-H425
W-A6912	3/4"	100ft.	W-H104, W-H245, W-H425, W-H569, W-H069
W-A6914	7/8"	100ft.	W-H104, W-H245, W-H425, W-H145, W-H569, W-H069
W-A6916	1"	100ft.	W-H104, W-H245, W-H425, W-H145, W-H569, W-H069
W-A6920	1-1/4"	100ft.	W-H104, W-H245, W-H425, W-H430, W-H145, W-H569, W-H069
W-A6924	1-1/2"	100ft.	W-H104, W-H245, W-H425, W-H430, W-H145, W-H039, W-H569, W-H069
W-A6928	1-3/4"	100ft.	W-H104, W-H245, W-H425, W-H430, W-H039, W-H569, W-H069
W-A6932	2"	50ft.	W-H104, W-H245, W-H425, W-H039, W-H569, W-H069

Hydraulic Tooling

Coll-O-Crimp Super I T-420 Press, Pump & Collet Options

- **Capacity:** 3/16" I.D. 1 fiber braid through 1-1/4" I.D. 6 spiral hose; for hoses other than 4 and 6 spiral, conversion tooling is required
- **Mounting:** Bench
- **Size:** 22"H x 10"W x 20-1/2"D; 210lbs.
- **Z Series Collet Capabilities:** Crimps -4 to -16 Z Series & -8 to -20 size 4S/6S Series fittings

Part Number	Description
W-T-420N-110-Z	Hydraulic pump & press
W-T420TP-1001	Z Series tooling kit ▶
W-ET425DC-10Z	5/8" Z Series collet (sold separately)
W-ET425DC-20Z	1-1/4" Z Series collet (sold separately)

Z Series Tooling Kit

Part Number	Description
W-ET425DC-4Z	Z Series collet - 1/4"
W-ET425DC-6Z	Z Series collet - 3/8"
W-ET425DC-8Z	Z Series collet - 1/2"
W-ET425DC-12Z	Z Series collet - 3/4"
W-ET425DC-16Z	Z Series collet - 1"
W-ET425AR-14	Adapter ring
W-ET425SR-105A	Spacer ring - maroon
W-ET425DC-4S8	4S/6S collet - 1/2"
W-ET425DC-4S12	4S/6S collet - 3/4"
W-ET425DC-4S16	4S/6S collet - 1"
W-ET425DC-4S20	4S/6S collet - 1-1/4"



Portable Coll-O-Crimp T-480 Press, Pump & Collet Options

- **Capacity:** 3/16" I.D. 1 fiber braid through 1-1/4" I.D. 6 spiral hose
- **Mounting:** Free standing base
- **Size:** 22-1/2"H x 10-1/2"W x 14"D; 112lbs.
- **Z Series Collet Capabilities:** Crimps -4 to -16 Z Series & -8 to -20 size 4S/6S Series fittings

Part Number	Description
W-T-480-HP-Z	Hydraulic hand pump & press
W-T-480-AH-Z	Hydraulic air pump & press
W-T420TP-1001	Z Series tooling kit ▶
W-ET425DC-10Z	5/8" Z Series collet (sold separately)
W-ET425DC-20Z	1-1/4" Z Series collet (sold separately)

Z Series Tooling Kit

Part Number	Description
W-ET425DC-4Z	Z Series collet - 1/4"
W-ET425DC-6Z	Z Series collet - 3/8"
W-ET425DC-8Z	Z Series collet - 1/2"
W-ET425DC-12Z	Z Series collet - 3/4"
W-ET425DC-16Z	Z Series collet - 1"
W-ET425AR-14	Adapter ring
W-ET425SR-105A	Spacer ring - maroon
W-ET425DC-4S8	4S/6S collet - 1/2"
W-ET425DC-4S12	4S/6S collet - 3/4"
W-ET425DC-4S16	4S/6S collet - 1"
W-ET425DC-4S20	4S/6S collet - 1-1/4"

*Subject to availability



Weatherhead recommends that a filter, regulator, lubricator & air pressure gauge be installed upstream from the pump. Filter, regulator & lubricator units are not included.

Hydraulic Tooling, cont'd

Coll-O-Crimp IT-400 Press & Collet Options

- **Capacity:** 3/16" I.D. 1 fiber braid through 1-3/8" I.D. 1 wire & 1-1/4" 2 wire hose
- **Mounting:** Bench, FH-135X
- **Size:** 16-1/4"H x 8"W x 21-3/4"D; 113lbs.

• **Z Series Package Capabilities:**
Crimps -4 to -16 Z Series fittings

Part Number	Description
W-T401-110-Z	Hydraulic pump & press
W-T400TP-1001	Z Series tooling kit ▶
W-ET313DC-10Z	5/8" Z Series collet (sold separately)
W-ET313DC-20Z	1-1/4" Z Series collet (sold separately)

Z Series Tooling Kit

Part Number	Description
W-ET313DC-4Z	Z Series collet - 1/4"
W-ET313DC-6Z	Z Series collet - 3/8"
W-ET313DC-8Z	Z Series collet - 1/2"
W-ET313DC-12Z	Z Series collet - 3/4"
W-ET313DC-16Z	Z Series collet - 1"
W-ET400AR-10	Adapter ring
W-ET313SR-090A	White spacer ring
W-ET400SR-280A	Lt. green spacer ring



If you would like to have an entire hydraulic set up for your shop, contact your local sales rep or customer service for more information on how to begin the process.

Contents



Standard Fasteners	350
Bolts / Cap Screws - Zinc Plated	350
Nuts - Standard	354
Washers - Standard	355
Hex Flange Bolts - Unplated	357
Nuts - Hex Flange	357
Self Drilling Plated Tek Screws - Plated	358
Sheet Metal Screws - Plated	359
Machine Screws - Plated	362
Nuts - Machine Screw	365
Washers - Machine Screw	366



Metric Fasteners	367
Bolts/Cap Screws, DIN 931 - Steel Alloy	367
Nuts - Metric	369
Washers - Metric	369
Socket Head Cap Screw, DIN 912 - Steel Alloy	370



Black Oxide Fasteners	371
Sheet Metal Screws - Black Oxide	371
Self Drilling Tek Screws - Black Oxide	372



Stainless Steel Fasteners	373
Machine Screws - Stainless Steel	373
Sheet Metal Screws - Stainless Steel	374
Cap Screws - Stainless Steel	376
Self Drilling Tek Screws - Stainless Steel	376
Nuts - Stainless Steel	377
Washers - Stainless Steel	378



Socket Head Cap Screws - Steel Alloy	379
---	------------



Carriage Bolts, USS - Plated	381
-------------------------------------	------------



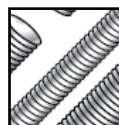
Quadrex Drive Screws - Plated	383
--------------------------------------	------------



HD Snow Plow Bolts - Plain Steel	383
---	------------



Floor Board Screws - Unplated	384
--------------------------------------	------------



Fully Threaded Rods - Zinc Plated Steel	384
--	------------



Hex Tap Bolts - Zinc Plated Steel	384
--	------------

REFERENCE

Threads Per Inch Chart	356
Fastener Head Examples	358
Metric Mechanical Specifications	368
Stainless Steel Mechanical Specifications	378
How To Determine Screw Length	382

Standard Fasteners



Bolts / Cap Screws - Zinc Plated



Hex						
Grade 5 USS / Coarse Part Number	Grade 5 SAE / Fine Part Number	Grade 8 USS / Coarse Part Number	Grade 8 SAE / Fine Part Number	Length	Standard Package	Dia.
CSC5-1412	CSF5-1412	CSC8-1412	CSF8-1412	1/2	100	
CSC5-1458	CSF5-1458	CSC8-1458	CSF8-1458	5/8	100	
CSC5-1434	CSF5-1434	CSC8-1434	CSF8-1434	3/4	100	
CSC5-1478	CSF5-1478	CSC8-1478	CSF8-1478	7/8	100	
CSC5-141	CSF5-141	CSC8-141	CSF8-141	1	100	
CSC5-14114	CSF5-14114	CSC8-14114	CSF8-14114	1-1/4	100	
CSC5-14112	CSF5-14112	CSC8-14112	CSF8-14112	1-1/2	100	
CSC5-14134	CSF5-14134	CSC8-14134	CSF8-14134	1-3/4	100	
CSC5-142	CSF5-142	CSC8-142	CSF8-142	2	50	
CSC5-14214	CSF5-14214	CSC8-14214	CSF8-14214	2-1/4	50	
CSC5-14212	CSF5-14212	CSC8-14212	CSF8-14212	2-1/2	50	1/4
CSC5-14234	CSF5-14234	CSC8-14234	CSF8-14234	2-3/4	50	
CSC5-143	CSF5-143	CSC8-143	CSF8-143	3	50	
CSC5-14314	CSF5-14314	CSC8-14314*	CSF8-14314	3-1/4	25	
CSC5-14312	CSF5-14312	CSC8-14312	CSF8-14312	3-1/2	25	
CSC5-14334	CSF5-14334	CSC8-14334*	CSF8-14334*	3-3/4	25	
CSC5-144	CSF5-144	CSC8-144	CSF8-144	4	25	
CSC5-14412	CSF5-14412	CSC8-14412	CSF8-14412	4-1/2	25	
CSC5-145	CSF5-145	CSC8-145	CSF8-145	5	25	
CSC5-14512	CSF5-14512	CSC8-14512	CSF8-14512	5-1/2	25	
CSC5-146	CSF5-146	CSC8-146	CSF8-146	6	25	
CSC5-51612	CSF5-51612	CSC8-51612	CSF8-51612	1/2	100	
CSC5-51658	CSF5-51658	CSC8-51658	CSF8-51658	5/8	100	
CSC5-51634	CSF5-51634	CSC8-51634	CSF8-51634	3/4	100	
CSC5-51678	CSF5-51678	CSC8-51678	CSF8-51678	7/8	100	
CSC5-5161	CSF5-5161	CSC8-5161	CSF8-5161	1	100	
CSC5-516114	CSF5-516114	CSC8-516114	CSF8-516114	1-1/4	100	
CSC5-516112	CSF5-516112	CSC8-516112	CSF8-516112	1-1/2	100	
CSC5-516134	CSF5-516134	CSC8-516134	CSF8-516134	1-3/4	100	
CSC5-5162	CSF5-5162	CSC8-5162	CSF8-5162	2	50	
CSC5-516214	CSF5-516214	CSC8-516214	CSF8-516214	2-1/4	25	
CSC5-516212	CSF5-516212	CSC8-516212	CSF8-516212	2-1/2	25	5/16
CSC5-516234	CSF5-516234	CSC8-516234	CSF8-516234	2-3/4	25	
CSC5-5163	CSF5-5163	CSC8-5163	CSF8-5163	3	25	
CSC5-516314	CSF5-516314	CSC8-516314	CSF8-516314	3-1/4	25	
CSC5-516312	CSF5-516312	CSC8-516312	CSF8-516312	3-1/2	25	
CSC5-516334	CSF5-516334	CSC8-516334	CSF8-516334	3-3/4	25	
CSC5-5164	CSF5-5164	CSC8-5164	CSF8-5164	4	25	
CSC5-516412	CSF5-516412	CSC8-516412	CSF8-516412	4-1/2	25	
CSC5-5165	CSF5-5165	CSC8-5165	CSF8-5165	5	25	
CSC5-516512	CSF5-516512	CSC8-516512	CSF8-516512	5-1/2	25	
CSC5-5166	CSF5-5166	CSC8-5166	CSF8-5166	6	25	

Parts marked with a * are available, but minimums greater than standard package quantities & lead times may apply.

Bolts / Cap Screws - Zinc Plated, cont'd

Hex

Grade 5 USS / Coarse Part Number	Grade 5 SAE / Fine Part Number	Grade 8 USS / Coarse Part Number	Grade 8 SAE / Fine Part Number	Length	Standard Package	Dia.
CSC5-3812	CSF5-3812	CSC8-3812	CSF8-3812	1/2	100	3/8
CSC5-3858	CSF5-3858	CSC8-3858	CSF8-3858	5/8	100	
CSC5-3834	CSF5-3834	CSC8-3834	CSF8-3834	3/4	100	
CSC5-3878	CSF5-3878	CSC8-3878	CSF8-3878	7/8	100	
CSC5-381	CSF5-381	CSC8-381	CSF8-381	1	100	
CSC5-38114	CSF5-38114	CSC8-38114	CSF8-38114	1-1/4	100	
CSC5-38112	CSF5-38112	CSC8-38112	CSF8-38112	1-1/2	100	
CSC5-38134	CSF5-38134	CSC8-38134	CSF8-38134	1-3/4	100	
CSC5-382	CSF5-382	CSC8-382	CSF8-382	2	50	
CSC5-38214	CSF5-38214	CSC8-38214	CSF8-38214	2-1/4	25	
CSC5-38212	CSF5-38212	CSC8-38212	CSF8-38212	2-1/2	25	
CSC5-38234	CSF5-38234	CSC8-38234	CSF8-38234	2-3/4	25	
CSC5-383	CSF5-383	CSC8-383	CSF8-383	3	25	
CSC5-38314	CSF5-38314	CSC8-38314	CSF8-38314	3-1/4	25	
CSC5-38312	CSF5-38312	CSC8-38312	CSF8-38312	3-1/2	25	
CSC5-38334	CSF5-38334	CSC8-38334	CSF8-38334	3-3/4	25	
CSC5-384	CSF5-384	CSC8-384	CSF8-384	4	25	
CSC5-38412	CSF5-38412	CSC8-38412	CSF8-38412	4-1/2	25	
CSC5-385	CSF5-385	CSC8-385	CSF8-385	5	25	
CSC5-38512	CSF5-38512	CSC8-38512	CSF8-38512	5-1/2	25	
CSC5-386	CSF5-386	CSC8-386	CSF8-386	6	25	
CSC5-38612	CSF5-38612*	CSC8-38612*	CSF8-38612*	6-1/2	10	
CSC5-387	CSF5-387*	CSC8-387*	CSF8-387*	7	25	
CSC5-71634	CSF5-71634	CSC8-71634	CSF8-71634	3/4	100	
CSC5-7161	CSF5-7161	CSC8-7161	CSF8-7161	1	50	
CSC5-716114	CSF5-716114	CSC8-716114	CSF8-716114	1-1/4	50	
CSC5-716112	CSF5-716112	CSC8-716112	CSF8-716112	1-1/2	50	
CSC5-716134	CSF5-716134	CSC8-716134	CSF8-716134	1-3/4	50	
CSC5-7162	CSF5-7162	CSC8-7162	CSF8-7162	2	25	
CSC5-716214	CSF5-716214	CSC8-716214	CSF8-716214	2-1/4	25	
CSC5-716212	CSF5-716212	CSC8-716212	CSF8-716212	2-1/2	25	
CSC5-716234	CSF5-716234	CSC8-716234	CSF8-716234	2-3/4	25	
CSC5-7163	CSF5-7163	CSC8-7163	CSF8-7163	3	25	
CSC5-716314*	CSF5-716314	CSC8-716314*	CSF8-716314*	3-1/4	25	
CSC5-716312	CSF5-716312	CSC8-716312	CSF8-716312	3-1/2	25	
CSC5-716334*	CSF5-716334	CSC8-716334*	CSF8-716334*	3-3/4	25	
CSC5-7164	CSF5-7164	CSC8-7164	CSF8-7164	4	10	
CSC5-716412	CSF5-716412	CSC8-716412	CSF8-716412	4-1/2	10	
CSC5-7165	CSF5-7165	CSC8-7165	CSF8-7165	5	10	
CSC5-716512	CSF5-716512	CSC8-716512	CSF8-716512	5-1/2	10	
CSC5-7166	CSF5-7166	CSC8-7166	CSF8-7166	6	10	
CSC5-1234	CSF5-1234*	CSC8-1234	CSF8-1234	3/4	50	1/2
CSC5-121	CSF5-121	CSC8-121	CSF8-121	1	50	
CSC5-12114	CSF5-12114	CSC8-12114	CSF8-12114	1-1/4	25	
CSC5-12112	CSF5-12112	CSC8-12112	CSF8-12112	1-1/2	25	

Grade 5

Grade 8



Parts marked with a * are available, but minimums greater than standard package quantities & lead times may apply.

Bolts / Cap Screws - Zinc Plated, cont'd



Hex

Grade 5 USS / Coarse Part Number	Grade 5 SAE / Fine Part Number	Grade 8 USS / Coarse Part Number	Grade 8 SAE / Fine Part Number	Length	Standard Package	Dia.
CSC5-12134	CSF5-12134	CSC8-12134	CSF8-12134	1-3/4	25	
CSC5-122	CSF5-122	CSC8-122	CSF8-122	2	25	
CSC5-12214	CSF5-12214	CSC8-12214	CSF8-12214	2-1/4	25	
CSC5-12212	CSF5-12212	CSC8-12212	CSF8-12212	2-1/2	25	
CSC5-12234	CSF5-12234	CSC8-12234	CSF8-12234	2-3/4	25	
CSC5-123	CSF5-123	CSC8-123	CSF8-123	3	25	
CSC5-12314	CSF5-12314	CSC8-12314	CSF8-12314	3-1/4	10	
CSC5-12312	CSF5-12312	CSC8-12312	CSF8-12312	3-1/2	10	
CSC5-12334	CSF5-12334	CSC8-12334*	CSF8-12334	3-3/4	10	1/2
CSC5-124	CSF5-124	CSC8-124	CSF8-124	4	10	
CSC5-12412	CSF5-12412	CSC8-12412	CSF8-12412	4-1/2	10	
CSC5-125	CSF5-125	CSC8-125	CSF8-125	5	10	
CSC5-12512	CSF5-12512	CSC8-12512	CSF8-12512	5-1/2	10	
CSC5-126	CSF5-126	CSC8-126	CSF8-126	6	10	
CSC5-12612	CSF5-12612	CSC8-12612	CSF8-12612	6-1/2	10	
CSC5-127	CSF5-127	CSC8-127	CSF8-127*	7	10	
CSC5-128	CSF5-128*	CSC8-128*	CSF8-128*	8	10	
CSC5-9161	CSF5-9161	CSC8-9161	CSF8-9161	1	25	
CSC5-916114	CSF5-916114	CSC8-916114	CSF8-916114	1-1/4	25	
CSC5-916112	CSF5-916112	CSC8-916112	CSF8-916112	1-1/2	25	
CSC5-916134	CSF5-916134	CSC8-916134	CSF8-916134	1-3/4	25	
CSC5-9162	CSF5-9162	CSC8-9162	CSF8-9162	2	25	
CSC5-916214	CSF5-916214	CSC8-916214	CSF8-916214	2-1/4	10	
CSC5-916212	CSF5-916212	CSC8-916212	CSF8-916212	2-1/2	10	
CSC5-916234	CSF5-916234	CSC8-916234*	CSF8-916234*	2-3/4	10	9/16
CSC5-9163	CSF5-9163	CSC8-9163	CSF8-9163	3	10	
CSC5-916312	CSF5-916312	CSC8-916312	CSF8-916312	3-1/2	10	
CSC5-9164	CSF5-9164	CSC8-9164	CSF8-9164	4	10	
CSC5-916412	CSF5-916412	CSC8-916412	CSF8-916412	4-1/2	10	
CSC5-9165	CSF5-9165	CSC8-9165	CSF8-9165	5	10	
CSC5-916512	CSF5-916512	CSC8-916512	CSF8-916512	5-1/2	10	
CSC5-9166	CSF5-9166	CSC8-9166	CSF8-9166	6	10	
CSC5-581	CSF5-581	CSC8-581	CSF8-581	1	25	
CSC5-58114	CSF5-58114	CSC8-58114	CSF8-58114	1-1/4	25	
CSC5-58112	CSF5-58112	CSC8-58112	CSF8-58112	1-1/2	25	
CSC5-58134	CSF5-58134	CSC8-58134	CSF8-58134	1-3/4	25	
CSC5-582	CSF5-582	CSC8-582	CSF8-582	2	25	
CSC5-58214	CSF5-58214	CSC8-58214	CSF8-58214	2-1/4	10	
CSC5-58212	CSF5-58212	CSC8-58212	CSF8-58212	2-1/2	10	5/8
CSC5-58234	CSF5-58234*	N/A	CSF8-58234	2-3/4	10	
CSC5-583	CSF5-583	CSC8-583	CSF8-583	3	10	
CSC5-58314	CSF5-58314	CSC8-58314	CSF8-58314*	3-1/4	10	
CSC5-58312	CSF5-58312	CSC8-58312	CSF8-58312	3-1/2	10	
CSC5-58334	CSF5-58334*	CSC8-58334*	CSF8-58334*	3-3/4	10	

Parts marked with a * are available, but minimums greater than standard package quantities & lead times may apply.

Bolts / Cap Screws - Zinc Plated, cont'd

Hex

Grade 5 USS / Coarse Part Number	Grade 5 SAE / Fine Part Number	Grade 8 USS / Coarse Part Number	Grade 8 SAE / Fine Part Number	Length	Standard Package	Dia.
CSC5-584	CSF5-584	CSC8-584	CSF8-584	4	10	5/8
CSC5-58412	CSF5-58412	CSC8-58412	CSF8-58412	4-1/2	10	
CSC5-585	CSF5-585	CSC8-585	CSF8-585	5	10	
CSC5-58512	CSF5-58512	CSC8-58512	CSF8-58512	5-1/2	10	
CSC5-586	CSF5-586	CSC8-586	CSF8-586	6	10	
CSC5-58612	CSF5-58612	CSC8-58612*	CSF8-58612*	6-1/2	10	
CSC5-587	CSF5-587	CSC8-587	CSF8-587*	7	10	
CSC5-58712	CSF5-58712	CSC8-58712*	CSF8-58712*	7-1/2	10	
CSC5-588	CSF5-588	CSC8-588	CSF8-588*	8	10	
CSC5-34114	CSF5-34114	CSC8-34114	CSF8-34114	1-1/4	10	3/4
CSC5-34112	CSF5-34112	CSC8-34112	CSF8-34112	1-1/2	10	
CSC5-34134	CSF5-34134	CSC8-34134	CSF8-34134	1-3/4	10	
CSC5-342	CSF5-342	CSC8-342	CSF8-342	2	10	
CSC5-34214	CSF5-34214	CSC8-34214	CSF8-34214	2-1/4	10	
CSC5-34212	CSF5-34212	CSC8-34212	CSF8-34212	2-1/2	10	
CSC5-34234	CSF5-34234	CSC8-34234	CSF8-34234	2-3/4	10	
CSC5-343	CSF5-343	CSC8-343	CSF8-343	3	10	
CSC5-34314	CSF5-34314	CSC8-34314*	CSF8-34314	3-1/4	10	
CSC5-34312	CSF5-34312	CSC8-34312	CSF8-34312	3-1/2	10	
CSC5-34334	CSF5-34334	CSC8-34334	CSF8-34334	3-3/4	10	
CSC5-344	CSF5-344	CSC8-344	CSF8-344	4	10	
CSC5-34412	CSF5-34412	CSC8-34412	CSF8-34412	4-1/2	10	
CSC5-345	CSF5-345	CSC8-345	CSF8-345	5	10	
CSC5-34512	CSF5-34512	CSC8-34512	CSF8-34512	5-1/2	10	
CSC5-346	CSF5-346	CSC8-346	CSF8-346	6	10	
CSC5-34612	CSF5-34612	CSC8-34612	CSF8-34612*	6-1/2	10	
CSC5-347	CSF5-347	CSC8-347	CSF8-347*	7	10	
CSC5-34712	CSF5-34712	CSC8-34712*	CSF8-34712*	7-1/2	10	
CSC5-348*	CSF5-348	CSC8-348*	CSF8-348*	8	10	
CSC5-78112*	CSF5-78112*	CSC8-78112	CSF8-78112*	1-1/2	10	7/8
CSC5-782*	CSF5-782*	CSC8-782	CSF8-782*	2	5	
CSC5-78214*	CSF5-78214*	CSC8-78214	CSF8-78214*	2-1/4	5	
CSC5-78212*	CSF5-78212*	CSC8-78212	CSF8-78212*	2-1/2	5	
CSC5-78234*	CSF5-78234*	CSC8-78234	CSF8-78234*	2-3/4	5	
CSC5-783*	CSF5-783*	CSC8-783	CSF8-783*	3	5	
CSC5-78314*	CSF5-78314*	CSC8-78314	CSF8-78314*	3-1/4	5	
CSC5-78312*	CSF5-78312*	CSC8-78312	CSF8-78312*	3-1/2	5	
CSC5-784*	CSF5-784*	CSC8-784	CSF8-784*	4	5	
CSC5-78412*	CSF5-78412*	CSC8-78412	CSF8-78412*	4-1/2	5	
CSC5-785*	CSF5-785*	CSC8-785	CSF8-785*	5	5	
CSC5-78512*	CSF5-78512*	CSC8-78512	CSF8-78512*	5-1/2	5	
CSC5-786*	CSF5-786*	CSC8-786	CSF8-786*	6	5	
CSC5-787*	CSF5-787*	CSC8-787	CSF8-787*	7	5	
CSC5-788*	CSF5-788*	CSC8-788	CSF8-788*	8	5	

Grade 5

Grade 8



Parts marked with a * are available, but minimums greater than standard package quantities & lead times may apply.

Nuts - Standard

Hex Nuts - Grade 5 & Grade 8



	Grade 5 Part Number	Grade 8 Part Number	Fits Bolt Dia.	Standard Package
USS / Coarse	HNC5-1/4	HNC8-1/4	1/4-20	100
	HNC5-5/16	HNC8-5/16	5/16-18	100
	HNC5-3/8	HNC8-3/8	3/8-16	100
	HNC5-7/16	HNC8-7/16	7/16-14	50
	HNC5-1/2	HNC8-1/2	1/2-13	50
	HNC5-9/16	HNC8-9/16	9/16-12	25
	HNC5-5/8	HNC8-5/8	5/8-11	25
	HNC5-3/4	HNC8-3/4	3/4-10	20
	HNC5-7/8	HNC8-7/8	7/8-9	15
	HNC5-1	HNC8-1	1-8	10

	Grade 5 Part Number	Grade 8 Part Number	Fits Bolt Dia.	Standard Package
SAE / Fine	HNF5-1/4	HNF8-1/4	1/4-28	100
	HNF5-5/16	HNF8-5/16	5/16-24	100
	HNF5-3/8	HNF8-3/8	3/8-24	100
	HNF5-7/16	HNF8-7/16	7/16-20	50
	HNF5-1/2	HNF8-1/2	1/2-20	50
	HNF5-9/16	HNF8-9/16	9/16-18	25
	HNF5-5/8	HNF8-5/8	5/8-18	25
	HNF5-3/4	HNF8-3/4	3/4-16	20
	HNF5-7/8	HNF8-7/8	7/8-14	15
	HNF5-1	HNF8-1	1-14	10



Standard Nylon Lock Nuts - Grade 5 & Grade 8

	Grade 5 Part Number	Grade 8 Part Number	Fits Bolt Dia.	Standard Package
USS / Coarse	NNC-4	N/A	4-40	100
	NNC-6	N/A	6-32	100
	NNC-8	N/A	8-32	100
	NNC-10	N/A	10-24	100
	NNC-1/4	NNC8-1/4	1/4-20	100
	NNC-5/16	NNC8-5/16	5/16-18	100
	NNC-3/8	NNC8-3/8	3/8-16	100
	NNC-7/16	NNC8-7/16	7/16-14	50
	NNC-1/2	NNC8-1/2	1/2-13	50
	NNC-9/16	NNC8-9/16	9/16-12	50
	NNC-5/8	NNC8-5/8	5/8-11	25
	NNC-3/4	NNC8-3/4	3/4-10	20
	NNC-7/8	NNC8-7/8	7/8-9	15
	NNC-1	NNC8-1	1-8	10

	Grade 5 Part Number	Grade 8 Part Number	Fits Bolt Dia.	Standard Package
SAE / Fine	NNF-10	N/A	10-32	100
	NNF-1/4	NNF8-1/4	1/4-28	100
	NNF-5/16	NNF8-5/16	5/16-24	100
	NNF-3/8	NNF8-3/8	3/8-24	100
	NNF-7/16	NNF8-7/16	7/16-20	50
	NNF-1/2	NNF8-1/2	1/2-20	50
	NNF-9/16	NNF8-9/16	9/16-18	50
	NNF-5/8	NNF8-5/8	5/8-18	25
	NNF-3/4	NNF8-3/4	3/4-16	20
	NNF-7/8	NNF8-7/8	7/8-14	15
	NNF-1	NNF8-1	1-14	10






All Steel Lock Nuts - Grade C

	Coarse Grade C Part Number	Fits Bolt Dia.	Standard Package
USS / Coarse	CLNC-1/4	1/4-20	100
	CLNC-5/16	5/16-18	100
	CLNC-3/8	3/8-16	100
	CLNC-7/16	7/16-14	50
	CLNC-1/2	1/2-13	50
	CLNC-9/16	9/16-12	50
	CLNC-5/8	5/8-11	25
	CLNC-3/4	3/4-10	20
	CLNC-7/8	7/8-9	15
	CLNC-1	1-8	10

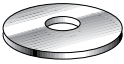
	Fine Grade C Part Number	Fits Bolt Dia.	Standard Package
SAE / Fine	CLNF-1/4	1/4-28	100
	CLNF-5/16	5/16-24	100
	CLNF-3/8	3/8-24	100
	CLNF-7/16	7/16-20	50
	CLNF-1/2	1/2-20	50
	CLNF-9/16	9/16-18	50
	CLNF-5/8	5/8-18	25
	CLNF-3/4	3/4-16	20
	CLNF-7/8	7/8-14	15
	CLNF-1	1-14	10

Washers - Standard

Flat Washers - Grade 5 & Grade 8

	 Grade 5	 Grade 8	 Grade 8 - Extra Thick						
	Grade 5 Part Number	Grade 8 Part Number	Grade 8 Extra Thick Part Number	Thickness Range (inches)	Fits Bolt Dia.	I.D.	O.D.	Standard Package	
USS	FW-USS-1/4	FW8-USS-1/4	ETW8-USS-1/4	.064 - .080	1/4	5/16	3/4	100	
	FW-USS-5/16	FW8-USS-5/16	ETW8-USS-5/16	.079 - .093	5/16	3/8	7/8	100	
	FW-USS-3/8	FW8-USS-3/8	ETW8-USS-3/8	.079 - .098	3/8	7/16	1	100	
	FW-USS-7/16	FW8-USS-7/16	ETW8-USS-7/16	.090 - .106	7/16	1/2	1-1/4	50	
	FW-USS-1/2	FW8-USS-1/2	ETW8-USS-1/2	.122 - .146	1/2	9/16	1-3/8	50	
	FW-USS-9/16	FW8-USS-9/16	ETW8-USS-9/16	.122 - .146	9/16	5/8	1-1/2	50	
	FW-USS-5/8	FW8-USS-5/8	ETW8-USS-5/8	.136 - .160	5/8	11/16	1-3/4	25	
	FW-USS-3/4	FW8-USS-3/4	ETW8-USS-3/4	.136 - .160	3/4	13/16	2	20	
	FW-USS-7/8	FW8-USS-7/8	ETW8-USS-7/8	.136 - .160	7/8	15/16	2-1/4	15	
	FW-USS-1	FW8-USS-1	ETW8-USS-1	.136 - .160	1	1-1/16	2-1/2	10	
SAE	FW-SAE-4	N/A	N/A	-	4	1/8	5/16	100	
	FW-SAE-6	N/A	N/A	-	6	5/32	3/8	100	
	FW-SAE-8	N/A	N/A	-	8	3/16	7/16	100	
	FW-SAE-10	N/A	N/A	-	10	7/32	1/2	100	
	FW-SAE-12	N/A	N/A	-	12	1/4	9/16	100	
	FW-SAE-1/4	FW8-SAE-1/4	ETW8-SAE-1/4	.064 - .088	1/4	9/32	5/8	100	
	FW-SAE-5/16	FW8-SAE-5/16	ETW8-SAE-5/16	.079 - .093	5/16	11/32	11/16	100	
	FW-SAE-3/8	FW8-SAE-3/8	ETW8-SAE-3/8	.079 - .093	3/8	13/32	13/16	100	
	FW-SAE-7/16	FW8-SAE-7/16	ETW8-SAE-7/16	.090 - .106	7/16	15/32	59/64	50	
	FW-SAE-1/2	FW8-SAE-1/2	ETW8-SAE-1/2	.122 - .146	1/2	17/32	1-1/16	50	
	FW-SAE-9/16	FW8-SAE-9/16	ETW8-SAE-9/16	.122 - .146	9/16	19/32	1-3/16	50	
	FW-SAE-5/8	FW8-SAE-5/8	ETW8-SAE-5/8	.136 - .160	5/8	21/32	1-5/16	50	
	FW-SAE-3/4	FW8-SAE-3/4	ETW8-SAE-3/4	.136 - .160	3/4	13/16	1-1/2	25	
	FW-SAE-7/8	FW8-SAE-7/8	ETW8-SAE-7/8	.136 - .160	7/8	15/16	1-3/4	15	
		FW-SAE-1	FW8-SAE-1	ETW8-SAE-1	.136 - .160	1	1-1/16	2	10

Fender Washers - Grade 5

									
	Grade 5 Part Number	I.D.	O.D.	Standard Package	Grade 5 Part Number	I.D.	O.D.	Standard Package	
SAE	FENW-3/16X1	3/16	1	100	SAE	FENW-5/16X1-1/2	5/16	1-1/2	100
	FENW-3/16X1-1/4	3/16	1-1/4	100		FENW-3/8X1-1/4	3/8	1-1/4	100
	FENW-1/4X1	1/4	1	100		FENW-3/8X1-1/2	3/8	1-1/2	100
	FENW-1/4X1-1/4	1/4	1-1/4	100		FENW-3/8X1-5/8	3/8	1-5/8	100
	FENW-1/4X1-1/2	1/4	1-1/2	100		FENW-3/8X2	3/8	2	100
	FENW-1/4X2	1/4	2	100		FENW-1/2X1-1/2	1/2	1-1/2	100
	FENW-5/16X1-1/4	5/16	1-1/4	100		FENW-1/2X2	1/2	2	100

Parts marked with a * are available, but minimums greater than standard package quantities & lead times may apply.

Washers - Standard, cont'd

Countersunk Washers - Grade 5



Grade 5 Part Number	Fits Bolt Dia.	I.D.	O.D.	Standard Package
FINW-6	6	.173	15/32	100
FINW-8	8	.209	17/32	100
FINW-10	10	.269	19/32	100

Grade 5 Part Number	Fits Bolt Dia.	I.D.	O.D.	Standard Package
FINW-12	12	.275	21/32	100
FINW-14	1/4	.324	25/32	100

Lock Washers - Grade 5 & Grade 8



Grade 5 Split Lock Washer Part Number	Grade 8 Split Lock Washer Part Number	External Tooth Lock Washer Part Number	Internal Tooth Lock Washer Part Number	High Collar Lock Washer Part Number	Fits Bolt Dia.	Standard Package
LW-4	N/A	LWE-4	LWI-4	N/A	4	100
LW-6	N/A	LWE-6	LWI-6	HCLW-6	6	100
LW-8	N/A	LWE-8	LWI-8	HCLW-8	8	100
LW-10	N/A	LWE-10	LWI-10	HCLW-10	10	100
LW-12	N/A	LWE-12	LWI-12	HCLW-12	12	100
LW-1/4	LW8-1/4	LWE-1/4	LWI-1/4	HCLW-1/4	1/4	100
LW-5/16	LW8-5/16	LWE-5/16	LWI-5/16	HCLW-5/16	5/16	100
LW-3/8	LW8-3/8	LWE-3/8	LWI-3/8	HCLW-3/8	3/8	100
LW-7/16	LW8-7/16	LWE-7/16	LWI-7/16	HCLW-7/16	7/16	50
LW-1/2	LW8-1/2	LWE-1/2	LWI-1/2	HCLW-1/2	1/2	50
LW-9/16	LW8-9/16	LWE-9/16	LWI-9/16	HCLW-9/16	9/16	50
LW-5/8	LW8-5/8	LWE-5/8	LWI-5/8	HCLW-5/8	5/8	50
LW-3/4	LW8-3/4	LWE-3/4	LWI-3/4	HCLW-3/4	3/4	25
LW-7/8	LW8-7/8	LWE-7/8	LWI-7/8	HCLW-7/8	7/8	15
LW-1	LW8-1	LWE-1	LWI-1	HCLW-1	1	10

Make a complete set when you order our Nut Kit (NUT-KIT) with machine, keps & wing nuts in a variety of sizes along with our Washer Kit (WASHER-KIT) with an assortment of flat, lock, internal & external tooth washers.

Threads Per Inch Chart



Dia.	USS Coarse	SAE Fine	Dia.	USS Coarse	SAE Fine	Dia.	USS Coarse	SAE Fine	Dia.	USS Coarse	SAE Fine
#4	40	48	#10	24	32	3/8"	16	24	5/8"	11	18
#5	40	44	#12	24	28	7/16"	14	20	3/4"	10	16
#6	32	40	1/4"	20	28	1/2"	13	20	7/8"	9	14
#8	32	36	5/16"	18	24	9/16"	12	18	1"	8	14

For sizes larger than 1", please inquire.

Parts marked with a * are available, but minimums greater than standard package quantities & lead times may apply.

Hex Flange Bolts - Unplated

Hex Washer

USS / Coarse Part Number		SAE / Fine Part Number		Length	Standard Package	Dia.
HFLBC-3834		N/A		3/4		
HFLBC-381		N/A		1		3/8
HFLBC-38114		N/A		1-1/4		
HFLBC-12112		HFLBF-12112		1-1/2		
HFLBC-122		HFLBF-122		2	25	1/2
HFLBC-12212		HFLBF-12212		2-1/2	25	
HFLBC-123		HFLBF-123		3	25	
HFLBC-58112		N/A				
HFLBC-582		HFLBF-582		2	25	
HFLBC-58214		HFLBF-58214		2-1/4	25	5/8
HFLBC-58212		HFLBF-58212		2-1/2	25	
HFLBC-583		HFLBF-583		3	25	
HFLBC-342		HFLBF-342		2	10	
HFLBC-34212		HFLBF-34212		2-1/2	10	3/4
HFLBC-343		HFLBF-343		3	10	



Nuts - Hex Flange

Hex Flange Lock Nuts - Unplated



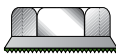
	Coarse Part Number	Fits Bolt Dia.	Standard Package
USS / Coarse	HFLNC-1/2	1/2-13	25
	HFLNC-5/8	5/8-11	25
	HFLNC-3/4	3/4-10	10
SAE / Fine	HFLNF-1/2	1/2-20	25
	HFLNF-5/8	5/8-18	25
	HFLNF-3/4	3/4-16	10

Hex Flange Nuts - Unplated



	Coarse Part Number	Fits Bolt Dia.	Standard Package
USS / Coarse	HFNC-1/2	1/2-13	25
	HFNC-5/8	5/8-11	25
	HFNC-3/4	3/4-10	10
SAE / Fine	HFNF-1/2	1/2-20	25
	HFNF-5/8	5/8-18	25
	HFNF-3/4	3/4-16	10

Serrated Flange Hex Nuts




	Grade 5 Part Number	Fits Bolt Dia.	Standard Package
USS / Coarse	SFHN-632	6-32	100
	SFHN-832	8-32	100
	SFHN-1024	10-24	100
	SFHN-1420	1/4-20	100
	SFHN-51618	5/16-18	100
	SFHN-3816	3/8-16	100
	SFHN-71614	7/16-14	50
	SFHN-1213	1/2-13	50
	SFHN-5811	5/8-11	25

	Grade 5 Part Number	Fits Bolt Dia.	Standard Package
SAE / Fine	SFHN-1032	10-32	100
	SFHN-1428	1/4-28	100
	SFHN-51624	5/16-24	100
	SFHN-3824	3/8-24	100
	SFHN-71620	7/16-20	50
	SFHN-1220	1/2-20	50
	SFHN-5818	5/8-18	25


Self Drilling Plated Tek Screws - Plated



Hex Washer


Hex Washer Head Part Number 	Length	Standard Package	Dia.
TSHW-638	3/8	100	6
TSHW-612	1/2	100	
TSHW-658	5/8	100	
TSHW-634	3/4	100	
TSHW-61	1	100	
TSHW-812	1/2	100	
TSHW-858	5/8	100	8
TSHW-834	3/4	100	
TSHW-81	1	100	
TSHW-8114	1-1/4	100	
TSHW-8112	1-1/2	100	10
TSHW-8134	1-3/4	100	
TSHW-1012	1/2	100	
TSHW-1058	5/8	100	
TSHW-1034	3/4	100	
TSHW-101	1	100	
TSHW-10114	1-1/4	100	
TSHW-10112	1-1/2	100	

Hex Washer


Hex Washer Head Part Number 	Length	Standard Package	Dia.
TSHW-10134	1-3/4	100	10
TSHW-102	2	100	
TSHW-10212	2-1/2	100	
TSHW-1234	3/4	100	12
TSHW-121	1	100	
TSHW-12114	1-1/4	100	
TSHW-12112	1-1/2	100	
TSHW-12134	1-3/4	100	
TSHW-122	2	100	
TSHW-1434	3/4	50	1/4
TSHW-141	1	50	
TSHW-14114	1-1/4	50	
TSHW-14112	1-1/2	50	
TSHW-14134	1-3/4	50	
TSHW-142	2	50	
TSHW-14212	2-1/2	50	
TSHW-143	3	50	
TSHW-144	4	50	










Phillips

Pan Head Part Number 	Length	Standard Package	Dia.
TSPP-638	3/8	100	6
TSPP-612	1/2	100	
TSPP-658	5/8	100	
TSPP-634	3/4	100	
TSPP-61	1	100	
TSPP-6112	1-1/2	100	
TSPP-812	1/2	100	8
TSPP-858	5/8	100	
TSPP-834	3/4	100	
TSPP-81	1	100	

Phillips





Pan Head Part Number 	Length	Standard Package	Dia.	
TSPP-8114	1-1/4	100	8	
TSPP-8112	1-1/2	100		
TSPP-1012	1/2	100	10	
TSPP-1058	5/8	100		
TSPP-1034	3/4	100		
TSPP-101	1	100		
TSPP-10114	1-1/4	100		
TSPP-10112	1-1/2	100		
TSPP-102	2	100		
TSPP-1434	3/4	100		1/4

Fastener Head Examples

Flat Head 	Round Head 	Oval Washer Head 	Hex Washer Head 
Pan Head 	Oval Head 	Hex Head 	

Sheet Metal Screws - Plated

✱ Phillips ✱





Flat Head Part Number 	Pan Head Part Number 	Oval Head Part Number 	Oval Washer Part Number 	Length	Standard Package	Dia.
SMSFP-414*	SMSPP-414	N/A	N/A	1/4	100	4
SMSFP-438	SMSPP-438	SMSOP-438	N/A	3/8	100	
N/A	N/A	SMSOP-412	N/A	1/2	100	
SMSFP-458	N/A	SMSOP-458	N/A	5/8	100	
SMSFP-434	N/A	SMSOP-434	N/A	3/4	100	
SMSFP-614*	SMSPP-614	N/A	N/A	1/4	100	6
SMSFP-638	SMSPP-638	SMSOP-638	N/A	3/8	100	
SMSFP-612	SMSPP-612	SMSOP-612	N/A	1/2	100	
SMSFP-658	SMSPP-658	SMSOP-658	SMSOWP-658	5/8	100	
SMSFP-634	SMSPP-634	SMSOP-634	SMSOWP-634	3/4	100	
SMSFP-61	SMSPP-61	SMSOP-61	SMSOWP-61	1	100	
SMSFP-6114	SMSPP-6114	SMSOP-6114	N/A	1-1/4	100	
SMSFP-6112	SMSPP-6112	SMSOP-6112	N/A	1-1/2	100	
SMSFP-838*	SMSPP-838	N/A	N/A	3/8	100	8
SMSFP-812	SMSPP-812	SMSOP-812	N/A	1/2	100	
N/A	SMSPP-858	N/A	SMSOWP-858	5/8	100	
SMSFP-834	SMSPP-834	SMSOP-834	SMSOWP-834	3/4	100	
SMSFP-81	SMSPP-81	SMSOP-81	SMSOWP-81	1	100	
SMSFP-8114	SMSPP-8114	SMSOP-8114	SMSOWP-8114	1-1/4	100	
SMSFP-8112	SMSPP-8112	SMSOP-8112	SMSOWP-8112	1-1/2	100	
SMSFP-8134	SMSPP-8134	SMSOP-8134	N/A	1-3/4	100	
SMSFP-82	SMSPP-82	SMSOP-82	N/A	2	100	
SMSFP-1038*	SMSPP-1038	SMSOP-1038*	N/A	3/8	100	10
N/A	SMSPP-1012	N/A	N/A	1/2	100	
SMSFP-1058	SMSPP-1058	SMSOP-1058	SMSOWP-1058	5/8	100	
SMSFP-1034	SMSPP-1034	SMSOP-1034	SMSOWP-1034	3/4	100	
SMSFP-1078*	SMSPP-1078	SMSOP-1078*	N/A	7/8	100	
SMSFP-101	SMSPP-101	SMSOP-101	SMSOWP-101	1	100	
SMSFP-10114	SMSPP-10114	SMSOP-10114	SMSOWP-10114	1-1/4	100	
SMSFP-10112	SMSPP-10112	SMSOP-10112	N/A	1-1/2	100	
SMSFP-10134	SMSPP-10134	SMSOP-10134	N/A	1-3/4	100	
SMSFP-102	SMSPP-102	SMSOP-102	N/A	2	100	
SMSFP-10212	SMSPP-10212	SMSOP-10212*	N/A	2-1/2	100	
SMSFP-103	SMSPP-103	N/A	N/A	3	100	
N/A	SMSPP-1212	SMSOP-1212	N/A	1/2	100	
SMSFP-1258	SMSPP-1258	N/A	N/A	5/8	100	
SMSFP-1234	SMSPP-1234	SMSOP-1234	N/A	3/4	100	
SMSFP-121	SMSPP-121	SMSOP-121	N/A	1	100	
SMSFP-12114	SMSPP-12114	SMSOP-12114	N/A	1-1/4	100	
SMSFP-12112	SMSPP-12112	SMSOP-12112	N/A	1-1/2	100	
SMSFP-12134	SMSPP-12134	SMSOP-12134	N/A	1-3/4	100	
SMSFP-122	SMSPP-122	SMSOP-122	N/A	2	100	
SMSFP-12212	SMSPP-12212	N/A	N/A	2-1/2	100	
SMSFP-123	SMSPP-123	N/A	N/A	3	100	



Sheet Metal Screws - Plated, cont'd




✱ Phillips ✱


Flat Head Part Number 	Pan Head Part Number 	Oval Head Part Number 	Oval Washer Part Number 	Length	Standard Package	Dia.
N/A	SMSPP-1412	N/A	N/A	1/2	100	1/4
N/A	SMSPP-1458	N/A	N/A	5/8	100	
N/A	SMSPP-1434	N/A	N/A	3/4	100	
SMSFP-141	SMSPP-141	N/A	N/A	1	100	
SMSFP-14114	SMSPP-14114	SMSOP-14114	N/A	1-1/4	100	
SMSFP-14112	SMSPP-14112	SMSOP-14112	N/A	1-1/2	100	
SMSFP-14134	SMSPP-14134	N/A	N/A	1-3/4	100	
SMSFP-142	SMSPP-142	SMSOP-142	N/A	2	100	
N/A	SMSPP-14212	N/A	N/A	2-1/2	100	
SMSFP-143	SMSPP-143	N/A	N/A	3	100	

We offer Sheet Metal Screw Kits in all the varieties seen here: Slotted Pan Head (SMSPP-KIT-LG), Slotted Hex Washer Head (SMHWS-KIT-LG) & Phillips Pan Head (SMSPP-KIT-LG). See them all on page 393.



◆ Hex ◆

Hex Head Part Number 	Length	Standard Package	Dia.
SMSH-51634	3/4	50	3/8
SMSH-5161	1	25	
SMSH-516114	1-1/4	25	
SMSH-516112	1-1/2	25	

◆ Hex ◆

Hex Head Part Number 	Length	Standard Package	Dia.
SMSH-3834	3/4	50	3/8
SMSH-381	1	25	
SMSH-38114	1-1/4	25	
SMSH-38112	1-1/2	25	
SMSH-382	1-3/4	25	



◌ Slotted ◌

Pan Head Part Number 	Hex Washer Part Number 	Length	Standard Package	Dia.
N/A	SMSHWS-438*	3/8	100	4
N/A	SMSHWS-412*	1/2	100	
N/A	SMSHWS-434*	3/4	100	
SMSPS-41	SMSHWS-41*	1	100	
N/A	N/A	1/4	100	6
N/A	SMSHWS-638	3/8	100	
SMSPS-612	SMSHWS-612	1/2	100	
N/A	SMSHWS-658	5/8	100	
SMSPS-634	N/A	3/4	100	
SMSPS-678	N/A	7/8	100	
SMSPS-61	SMSHWS-61	1	100	
SMSPS-6114	SMSHWS-6114	1-1/4	100	
SMSPS-6112	SMSHWS-6112	1-1/2	100	
SMSPS-62	SMSHWS-62*	2	100	

Parts marked with a * are available, but minimums greater than standard package quantities & lead times may apply.

Sheet Metal Screws - Plated, cont'd

 Slotted 

Pan Head Part Number 	Hex Washer Part Number 	Length	Standard Package	Dia.	
N/A	SMSHWS-814*	1/4	100	8	
SMSPS-838	SMSHWS-838	3/8	100		
SMSPS-812	SMSHWS-812	1/2	100		
SMSPS-858	SMSHWS-858	5/8	100		
N/A	SMSHWS-834	3/4	100		
SMSPS-878	SMSHWS-878*	7/8	100		
SMSPS-81	SMSHWS-81	1	100		
SMSPS-8114	SMSHWS-8114	1-1/4	100		
SMSPS-8112	SMSHWS-8112	1-1/2	100		
SMSPS-8134	N/A	1-3/4	100		
SMSPS-82	SMSHWS-82	2	100		
N/A	N/A	3/8	100		10
N/A	SMSHWS-1012	1/2	100		
SMSPS-1058	N/A	5/8	100		
SMSPS-1034	SMSHWS-1034	3/4	100		
SMSPS-1078	N/A	7/8	100		
SMSPS-101	SMSHWS-101	1	100		
SMSPS-10114	SMSHWS-10114	1-1/4	100		
SMSPS-10112	SMSHWS-10112	1-1/2	100		
N/A	N/A	1-3/4	100		
SMSPS-102	SMSHWS-102	2	100		
SMSPS-10212	SMSHWS-10212	2-1/2	100		
SMSPS-103	SMSHWS-103	3	100		
SMSPS-1212	SMSHWS-1212	1/2	100	12	
SMSPS-1258	SMSHWS-1258	5/8	100		
SMSPS-1234	SMSHWS-1234	3/4	100		
N/A	SMSHWS-1278*	7/8	100		
SMSPS-121	SMSHWS-121	1	100		
SMSPS-12114	SMSHWS-12114	1-1/4	100		
SMSPS-12112	SMSHWS-12112	1-1/2	100		
SMSPS-122	SMSHWS-122	2	100		
N/A	SMSHWS-12212	2-1/2	100		
SMSPS-123	SMSHWS-123	3	100		
SMSPS-1412	SMSHWS-1412	1/2	50		1/4
SMSPS-1458	N/A	5/8	50		
SMSPS-1434	SMSHWS-1434	3/4	50		
N/A	SMSHWS-1478*	7/8	50		
SMSPS-141	SMSHWS-141	1	50		
SMSPS-14114	SMSHWS-14114	1-1/4	50		
SMSPS-14112	SMSHWS-14112	1-1/2	50		
SMSPS-14134	SMSHWS-14134	1-3/4	50		
SMSPS-142	SMSHWS-142	2	50		
SMSPS-14212	SMSHWS-14212	2-1/2	50		
SMSPS-143	SMSHWS-143	3	50		



Parts marked with a * are available, but minimums greater than standard package quantities & lead times may apply.

Machine Screws - Plated



⊕ Phillips ⊕

Flat Head Part Number	Pan Head Part Number	Oval Head Part Number	Length	Standard Package	Dia. & Thread Type
MSCFP-414	MSCPP-414	MSCOP-414*	1/4	100	4 - 40 Coarse Thread
MSCFP-4516	MSCPP-4516	MSCOP-4516*	5/16	100	
MSCFP-438	MSCPP-438	MSCOP-438*	3/8	100	
MSCFP-412	MSCPP-412	MSCOP-412*	1/2	100	
MSCFP-458	MSCPP-458	MSCOP-458*	5/8	100	
MSCFP-434	MSCPP-434	MSCOP-434*	3/4	100	
MSCFP-41*	MSCPP-41	MSCOP-41*	1	100	
MSCFP-614	MSCPP-614	MSCOP-614*	1/4	100	6 - 32 Coarse Thread
MSCFP-6516	MSCPP-6516*	MSCOP-6516*	5/16	100	
MSCFP-638	MSCPP-638	N/A	3/8	100	
MSCFP-612	MSCPP-612	N/A	1/2	100	
MSCFP-658	MSCPP-658	N/A	5/8	100	
MSCFP-634	MSCPP-634	N/A	3/4	100	
MSCFP-61	MSCPP-61	N/A	1	100	
MSCFP-6114	MSCPP-6114	N/A	1-1/4	100	
MSCFP-814	MSCPP-814	MSCOP-814*	1/4	100	8 - 32 Coarse Thread
MSCFP-8516*	MSCPP-8516	N/A	5/16	100	
MSCFP-838	MSCPP-838	MSCOP-838	3/8	100	
MSCFP-812	MSCPP-812	N/A	1/2	100	
MSCFP-858	MSCPP-858	N/A	5/8	100	
MSCFP-834	MSCPP-834	N/A	3/4	100	
MSCFP-878	MSCPP-878	MSCOP-878*	7/8	100	
MSCFP-81	MSCPP-81	N/A	1	100	
MSCFP-8114*	MSCPP-8114	N/A	1-1/4	100	10 - 24 Coarse Thread
MSCFP-8112*	MSCPP-8112	N/A	1-1/2	100	
N/A	N/A	MSCOP-8134	1-3/4	100	
MSCFP-82*	MSCPP-82	MSCOP-82*	2	100	
MSCFP-10516*	N/A	N/A	5/16	100	
MSCFP-1038	MSCPP-1038	N/A	3/8	100	
MSCFP-1012	MSCPP-1012	N/A	1/2	100	
MSCFP-1058	MSCPP-1058	MSCOP-1058*	5/8	100	10 - 32 Fine Thread
MSCFP-1034	MSCPP-1034	MSCOP-1034	3/4	100	
MSCFP-1078	MSCPP-1078	MSCOP-1078*	7/8	100	
MSCFP-101	MSCPP-101	MSCOP-101	1	100	
MSCFP-10114*	MSCPP-10114	MSCOP-10114	1-1/4	100	
MSCFP-10112*	MSCPP-10112	N/A	1-1/2	100	
MSCFP-102*	MSCPP-102	MSCOP-102*	2	100	
MSFFP-10516*	MSFPP-10516	N/A	5/16	100	10 - 32 Fine Thread
MSFFP-1038	MSFPP-1038	MSFOP-1038	3/8	100	
MSFFP-1012	MSFPP-1012	MSFOP-1012	1/2	100	
MSFFP-1058	MSFPP-1058	MSFOP-1058*	5/8	100	
MSFFP-1034	MSFPP-1034	N/A	3/4	100	
MSFFP-1078	MSFPP-1078	N/A	7/8	100	
MSFFP-101	MSFPP-101	N/A	1	100	
MSFFP-10114*	MSFPP-10114	N/A	1-1/4	100	
MSFFP-10112*	MSFPP-10112	MSFOP-10112	1-1/2	100	

Machine Screws - Plated, cont'd

☛ Phillips ☛

Flat Head Part Number	Pan Head Part Number	Oval Head Part Number	Length	Standard Package	Dia. & Thread Type
MSCFP-1438*	MSCPP-1438	N/A	3/8	100	1/4 - 20 Coarse Thread
MSCFP-1412	MSCPP-1412	N/A	1/2	100	
MSCFP-1458	MSCPP-1458	MSCOP-1458*	5/8	100	
MSCFP-1434	MSCPP-1434	MSCOP-1434	3/4	100	
MSCFP-1478*	MSCPP-1478	N/A	7/8	100	
MSCFP-141	MSCPP-141	MSCOP-141	1	100	
MSCFP-14114	MSCPP-14114	MSCOP-14114	1-1/4	100	
MSCFP-14112	MSCPP-14112	N/A	1-1/2	100	
MSCFP-14134*	MSCPP-14134	MSCOP-14134	1-3/4	100	
MSCFP-142	MSCPP-142	N/A	2	100	
MSCFP-14212	MSCPP-14212	MSCOP-14212*	2-1/2	100	
MSCFP-143	MSCPP-143	N/A	3	100	

☛ Slotted ☛

Flat Head Part Number	Pan Head Part Number	Round Head Part Number	Length	Standard Package	Dia. & Thread Type
MSCFS-414	MSCPS-414	MSCRS-414	1/4	100	4 - 40 Coarse Thread
MSCFS-4516	MSCPS-4516	MSCRS-4516	5/16	100	
MSCFS-438	MSCPS-438	MSCRS-438	3/8	100	
MSCFS-412	MSCPS-412	MSCRS-412	1/2	100	
MSCFS-434	MSCPS-434	MSCRS-434	3/4	100	
MSCFS-41	MSCPS-41	MSCRS-41	1	100	6 - 32 Coarse Thread
MSCFS-614	MSCPS-614	MSCRS-614	1/4	100	
MSCFS-638	MSCPS-638	MSCRS-638	3/8	100	
MSCFS-612	MSCPS-612	MSCRS-612	1/2	100	
MSCFS-658	MSCPS-658	MSCRS-658	5/8	100	
MSCFS-634	MSCPS-634	MSCRS-634	3/4	100	
MSCFS-678	MSCPS-678	MSCRS-678	7/8	100	
MSCFS-61	MSCPS-61	MSCRS-61	1	100	
MSCFS-6114	MSCPS-6114	MSCRS-6114	1-1/4	100	
MSCFS-6112	MSCPS-6112	MSCRS-6112	1-1/2	100	
MSCFS-6134	MSCPS-6134*	N/A	1-3/4	100	8 - 32 Coarse Thread
MSCFS-62	MSCPS-62	MSCRS-62	2	100	
MSCFS-814	MSCPS-814	MSCRS-814	1/4	100	
MSCFS-8516	MSCPS-8516	MSCRS-8516	5/16	100	
MSCFS-838	MSCPS-838	MSCRS-838	3/8	100	
MSCFS-812	MSCPS-812	MSCRS-812	1/2	100	
MSCFS-858	MSCPS-858	MSCRS-858	5/8	100	
MSCFS-834	MSCPS-834	MSCRS-834	3/4	100	
MSCFS-878	MSCPS-878	MSCRS-878	7/8	100	
MSCFS-81	MSCPS-81	MSCRS-81	1	100	
MSCFS-8114	MSCPS-8114	MSCRS-8114	1-1/4	100	
MSCFS-8112	MSCPS-8112	MSCRS-8112	1-1/2	100	
MSCFS-8134	MSCPS-8134	MSCRS-8134	1-3/4	100	
MSCFS-82	MSCPS-82	MSCRS-82	2	100	
MSCFS-83*	MSCPS-83*	MSCRS-83	3	100	



Machine Screws - Plated, cont'd



Slotted




Flat Head Part Number	Pan Head Part Number	Round Head Part Number	Length	Standard Package	Dia. & Thread Type	
MSCFS-1014	MSCPS-1014	MSCRS-1014	1/4	100	10 - 24 Coarse Thread	
MSCFS-10516	MSCPS-10516	MSCRS-10516	5/16	100		
MSCFS-1038	MSCPS-1038	MSCRS-1038	3/8	100		
MSCFS-1012	MSCPS-1012	MSCRS-1012	1/2	100		
MSCFS-1058	MSCPS-1058	MSCRS-1058	5/8	100		
MSCFS-1034	MSCPS-1034	MSCRS-1034	3/4	100		
MSCFS-1078	MSCPS-1078	MSCRS-1078	7/8	100		
MSCFS-101	MSCPS-101	MSCRS-101	1	100		
MSCFS-10114	MSCPS-10114	MSCRS-10114	1-1/4	100		
MSCFS-10112	MSCPS-10112	MSCRS-10112	1-1/2	100		
MSCFS-10134	MSCPS-10134	MSCRS-10134	1-3/4	100		
MSCFS-102	MSCPS-102	MSCRS-102	2	100		
MSCFS-10212*	MSCPS-10212*	MSCRS-10212	2-1/2	50		
MSCFS-103*	MSCPS-103*	MSCRS-103	3	50		
MSFFS-1014	MSFPS-1014	MSFRS-1014	1/4	100		10 - 32 Fine Thread
MSFFS-10516	MSFPS-10516	MSFRS-10516	5/16	100		
MSFFS-1038	N/A	MSFRS-1038	3/8	100		
MSFFS-1012	MSFPS-1012	MSFRS-1012	1/2	100		
MSFFS-1058	N/A	MSFRS-1058	5/8	100		
MSFFS-1034	MSFPS-1034	MSFRS-1034	3/4	100		
MSFFS-1078	MSFPS-1078	MSFRS-1078	7/8	100		
MSFFS-101	MSFPS-101	MSFRS-101	1	100		
MSFFS-10114	N/A	MSFRS-10114	1-1/4	100		
MSFFS-10112	MSFPS-10112	MSFRS-10112	1-1/2	100		
MSFFS-10134	MSFPS-10134	MSFRS-10134	1-3/4	100		
MSFFS-102	MSFPS-102	MSFRS-102	2	100		
MSFFS-10212*	MSFPS-10212*	MSFRS-10212	2-1/2	100		
MSFFS-103*	MSFPS-103*	N/A	3	100		
N/A	MSCPS-1214*	MSCRS-1214	1/4	100	12 - 24 Coarse Thread	
MSCFS-1238	N/A	MSCRS-1238	3/8	100		
MSCFS-1212	MSCPS-1212	MSCRS-1212	1/2	100		
MSCFS-1234	N/A	MSCRS-1234	3/4	100		
MSCFS-121	MSCPS-121*	MSCRS-121	1	100		
MSCFS-12114	N/A	MSCRS-12114	1-1/4	100		
MSCFS-12112	N/A	MSCRS-12112	1-1/2	100		
MSCFS-12134	MSCPS-12134	MSCRS-12134	1-3/4	100		
MSCFS-122	MSCPS-122	MSCRS-122	2	50		

Get 19 different sizes of Pan Head Machine Screws & 5 different sizes of Machine Nuts in our Pan Head Machine Screw Kit (MSPP-KIT-LG).

Need Round Head Machine Screws? Get a variety of our most popular, along with their matching Machine Nuts when you order our Round Head Machine Screw Kit (MSRS-KIT-LG)




Machine Screws - Plated, cont'd

Slotted

Flat Head Part Number 	Pan Head Part Number 	Round Head Part Number 	Length	Standard Package	Dia. & Thread Type
MSCFS-14516*	MSCPS-14516*	MSCRS-14516	5/16	100	1/4 - 20 Coarse Thread
MSCFS-1438	MSCPS-1438	MSCRS-1438	3/8	100	
MSCFS-1412	MSCPS-1412	MSCRS-1412	1/2	100	
MSCFS-1458	N/A	MSCRS-1458	5/8	100	
MSCFS-1434	MSCPS-1434	MSCRS-1434	3/4	100	
MSCFS-1478	MSCPS-1478	MSCRS-1478	7/8	100	
MSCFS-141	MSCPS-141	MSCRS-141	1	100	
MSCFS-14114	MSCPS-14114	MSCRS-14114	1-1/4	100	
MSCFS-14112	MSCPS-14112	MSCRS-14112	1-1/2	100	
MSCFS-14134	MSCPS-14134	MSCRS-14134	1-3/4	100	
MSCFS-142	MSCPS-142	MSCRS-142	2	50	
MSCFS-14212*	MSCPS-14212	MSCRS-14212	2-1/2	50	
MSCFS-143*	MSCPS-143	MSCRS-143	3	50	
MSCFS-51634	MSCPS-51634	MSCRS-51634	3/4	50	
MSCFS-5161	N/A	MSCRS-5161	1	50	
MSCFS-516114	MSCPS-516114*	MSCRS-516114	1-1/4	50	
MSCFS-516112	MSCPS-516112	MSCRS-516112	1-1/2	50	
MSCFS-516134	N/A	N/A	1-3/4	50	
MSCFS-5162	N/A	MSCRS-5162	2	50	



Nuts - Machine Screw

	MHN 	KNC 	WNC 	Fits Bolt Dia.	Standard Package
USS / Coarse	MHN-440	KNC-4	N/A	4 - 40	100
	MHN-540	KNC-5*	N/A	5 - 40	100
	MHN-632	KNC-6	WNC-6	6 - 32	100
	MHN-832	KNC-8	WNC-8	8 - 32	100
	MHN-1024	KNC-10	WNC-10	10 - 24	100
	MHN-1224	KNC-12*	WNC-12*	12 - 24	100
	MHN-1420	KNC-1/4	WNC-1/4	1/4 - 20	100
	MHN-51618	KNC-5/16	WNC-5/16	5/16 - 18	50
	MHN-3816	KNC-3/8	WNC-3/8	3/8 - 16	50
	MHN-71614*	N/A	WNC-7/16	7/16 - 14	25
MHN-1213*	N/A	WNC-1/2	1/2 - 13	25	
SAE / Fine	MHN-1032	KNF-10	WNF-10	10 - 32	100
	MHN-1428	KNF-1/4	N/A	1/4 - 28	100

Washers - Machine Screw

Machine Screw Flat Washers



	Grade 5 Part Number	Fits Bolt Dia.	I.D.	O.D.	Standard Package
USS	FW-USS-1/4	1/4	5/16	3/4	100
	FW-USS-5/16	5/16	3/8	7/8	100
	FW-USS-3/8	3/8	7/16	1	100
	FW-USS-7/16	7/16	1/2	1-1/4	50
	FW-USS-1/2	1/2	9/16	1-3/8	50
	FW-USS-9/16	9/16	5/8	1-1/2	50
	FW-USS-5/8	5/8	11/16	1-3/4	25
	FW-USS-3/4	3/4	13/16	2	20
	FW-USS-7/8	7/8	15/16	2-1/4	15
	FW-USS-1	1	1-1/16	2-1/2	10

Machine Screw Flat Washers



	Grade 5 Part Number	Fits Bolt Dia.	I.D.	O.D.	Standard Package
SAE	FW-SAE-4	4	1/8	5/16	100
	FW-SAE-6	6	5/32	3/8	100
	FW-SAE-8	8	3/16	7/16	100
	FW-SAE-10	10	7/32	1/2	100
	FW-SAE-12	12	1/4	9/16	100
	FW-SAE-1/4	1/4	9/32	5/8	100
	FW-SAE-5/16	5/16	11/32	11/16	100
	FW-SAE-3/8	3/8	13/32	13/16	100
	FW-SAE-7/16	7/16	15/32	59/64	50
	FW-SAE-1/2	1/2	17/32	1-1/16	50
	FW-SAE-9/16	9/16	19/32	1-3/16	50
	FW-SAE-5/8	5/8	21/32	1-5/16	50
	FW-SAE-3/4	3/4	13/16	1-1/2	25
	FW-SAE-7/8	7/8	15/16	1-3/4	15
	FW-SAE-1	1	1-1/16	2	10

Machine Screw Lock Washers



Grade 5 Split Lock Washer Part Number	External Tooth Lock Washer Part Number	Internal Tooth Lock Washer Part Number	High Collar Lock Washer Part Number	Fits Bolt Dia.	Standard Package
LW-4	LWE-4	LWI-4	N/A	4	100
LW-6	LWE-6	LWI-6	HCLW-6	6	100
LW-8	LWE-8	LWI-8	HCLW-8	8	100
LW-10	LWE-10	LWI-10	HCLW-10	10	100
LW-12	LWE-12	LWI-12	HCLW-12	12	100
LW-1/4	LWE-1/4	LWI-1/4	HCLW-1/4	1/4	100
LW-5/16	LWE-5/16	LWI-5/16	HCLW-5/16	5/16	100
LW-3/8	LWE-3/8	LWI-3/8	HCLW-3/8	3/8	100
LW-7/16	LWE-7/16	LWI-7/16	HCLW-7/16	7/16	50
LW-1/2	LWE-1/2	LWI-1/2	HCLW-1/2	1/2	50
LW-9/16	LWE-9/16	LWI-9/16	HCLW-9/16	9/16	50
LW-5/8	LWE-5/8	LWI-5/8	HCLW-5/8	5/8	50
LW-3/4	LWE-3/4	LWI-3/4	HCLW-3/4	3/4	25
LW-7/8	LWE-7/8	LWI-7/8	HCLW-7/8	7/8	15
LW-1	LWE-1	LWI-1	HCLW-1	1	10

Bringing the store
to your door


With fully stocked vans, we bring the most popular & essential parts directly to your door



Metric Fasteners

Bolts / Cap Screws, DIN 931 - Zinc Plated Steel Alloy - Metric

Hex

Grade 8.8 Part Number	 Grade 10.9 Part Number	Length	Standard Package	Hex	Diameter - Pitch
CSM-610010	CSM-610010109	10mm	100		
CSM-610012	CSM-610012109	12mm	100		
CSM-610016	CSM-610016109	16mm	100		
CSM-610020	CSM-610020109	20mm	100		
CSM-610025	CSM-610025109	25mm	100		
CSM-610030	CSM-610030109	30mm	100		
CSM-610035	CSM-610035109	35mm	100		
CSM-610040	CSM-610040109	40mm	50	10mm	6mm - 1.00
CSM-610045	CSM-610045109	45mm	50		
CSM-610050	CSM-610050109	50mm	50		
CSM-610055	CSM-610055109*	55mm	50		
CSM-610060	CSM-610060109*	60mm	50		
CSM-610065	CSM-610065109*	65mm	50		
CSM-610070	CSM-610070109*	70mm	50		
CSM-610075	CSM-610075109*	75mm	50		
CSM-710040	N/A	40mm	50	11mm	7mm - 1.00
CSM-710050	N/A	50mm	50		
CSM-812516	CSM-812516109	16mm	50		
CSM-812520	CSM-812520109	20mm	50		
CSM-812525	CSM-812525109	25mm	50		
CSM-812530	CSM-812530109	30mm	50		
CSM-812535	CSM-812535109	35mm	50		
CSM-812540	CSM-812540109	40mm	50		
CSM-812545	CSM-812545109	45mm	50		
CSM-812550	CSM-812550109	50mm	50		
CSM-812555	CSM-812555109	55mm	50	13mm	8mm - 1.25
CSM-812560	CSM-812560109	60mm	25		
CSM-812565	CSM-812565109	65mm	25		
CSM-812570	CSM-812570109	70mm	25		
CSM-812575	CSM-812575109*	75mm	25		
CSM-812580	CSM-812580109*	80mm	25		
CSM-812590	N/A	90mm	25		
CSM-8125100	N/A	100mm	25		
CSM-8125110	N/A	110mm	25		
CSM-1015020	CSM-1015020109	20mm	25		
CSM-1015025	CSM-1015025109	25mm	25		
CSM-1015030	CSM-1015030109	30mm	25		
CSM-1015035	CSM-1015035109	35mm	25		
CSM-1015040	CSM-1015040109	40mm	25		
CSM-1015045	CSM-1015045109	45mm	25		
CSM-1015050	CSM-1015050109	50mm	25	17mm	10mm - 1.50
CSM-1015055	CSM-1015055109	55mm	25		
CSM-1015060	CSM-1015060109	60mm	25		
CSM-1015065	CSM-1015065109	65mm	25		
CSM-1015070	CSM-1015070109	70mm	25		
CSM-1015075	CSM-1015075109	75mm	25		
CSM-1015080	CSM-1015080109*	80mm	25		



Bolts / Cap Screws, DIN 931 - Zinc Plated Steel Alloy - Metric, cont'd



Hex

Grade 8.8 Part Number	Grade 10.9 Part Number	Length	Standard Package	Hex	Diameter - Pitch
CSM-1015085	CSM-1015085109*	85mm	25	17mm	10mm - 1.50
CSM-1015090	CSM-1015090109*	90mm	25		
CSM-10150100	CSM-10150100109*	100mm	25		
CSM-10150110	N/A	110mm	25		
CSM-10150120	N/A	120mm	25		
CSM-1217525	CSM-1217525109	25mm	25	19mm	12mm - 1.75
CSM-1217530	CSM-1217530109	30mm	25		
CSM-1217535	CSM-1217535109	35mm	25		
CSM-1217540	CSM-1217540109	40mm	25		
CSM-1217550	CSM-1217550109	50mm	25		
CSM-1217555	CSM-1217555109	55mm	25		
CSM-1217560	CSM-1217560109	60mm	25		
CSM-1217565	CSM-1217565109	65mm	25		
CSM-1217570	CSM-1217570109	70mm	25		
CSM-1217575	CSM-1217575109	75mm	25		
CSM-1217580	CSM-1217580109	80mm	25		
CSM-1217590	CSM-1217590109	90mm	25		
CSM-12175100	CSM-12175100109*	100mm	25		
CSM-12175110	CSM-12175110109*	110mm	25		
CSM-12175120	CSM-12175120109*	120mm	25		
CSM-12175130	N/A	130mm	15		
CSM-1420050	CSM-1420050109	50mm	25	22mm	14mm - 2.00
CSM-1420060	CSM-1420060109	60mm	25		
CSM-1420070	CSM-1420070109	70mm	25		
CSM-1420080	CSM-1420080109	80mm	25		
CSM-1420090	CSM-1420090109	90mm	25		
CSM-14200100	CSM-14200100109	100mm	25		
CSM-1620050	CSM-1620050109*	50mm	25	24mm	16mm - 2.00
CSM-1620070	CSM-1620070109	70mm	25		
CSM-1620075	CSM-1620075109	75mm	25		
CSM-1620080	CSM-1620080109	80mm	25		
CSM-1620090	CSM-1620090109	90mm	25		
CSM-16200100	CSM-16200100109	100mm	25		
CSM-16200110	CSM-16200110109	110mm	10		
CSM-16200120	CSM-16200120109	120mm	10		
CSM-16200130	CSM-16200130109	130mm	10		

Metric Mechanical Specifications

Manufactured to DIN 933/931 specifications for coarse thread & DIN 961/960 for fine & extra-fine thread. Zinc/clear chromate plating.

Metric Property Class	Material	Size Range	Min Proof Strength (MPa)	Min Tensile Strength (MPa)	Core Hardness Rockwell		Min Yield Strength (MPa)
					Min	Max	
8.8	Medium carbon steel: quenched & tempered	M5 - M16 M18 - M36	580	800	C22	C32	640
			600	830	C23	C34	660
10.9	Low carbon alloyed steel: quenched & tempered	M5 - M36	830	1040	C32	C39	940

Nuts - Metric

Hex & Jam Nuts - Zinc Plated Steel - Metric



Grade 8.8 Hex Nuts DIN 934 Part Number	Grade 10.9 Hex Nuts DIN 934 Part Number	Jam Nuts DIN 439 Part Number	Fits Bolt Dia.	Pitch	Hex	Standard Package
HNM-580	HNM-580109	JNM-580	5mm	.80	8mm	100
HNM-6100	HNM-6100109	JNM-6100	6mm	1.00	10mm	100
HNM-7100	N/A	N/A	7mm	1.00	11mm	100
HNM-8125	HNM-8125109	JNM-8125	8mm	1.25	13mm	100
HNM-10150	HNM-10150109	JNM-10150	10mm	1.50	17mm	100
HNM-12175	HNM-12175109	JNM-12175	12mm	1.75	19mm	50
HNM-14200	HNM-14200109	JNM-14200	14mm	2.00	22mm	50
HNM-16200	HNM-16200109	JNM-16200	16mm	2.00	24mm	50
HNM-18250	HNM-18250109	JNM-18250	18mm	2.50	27mm	25
HNM-20250	HNM-20250109	JNM-20250	20mm	2.50	30mm	25

Nuts w/ Nylon Insert - Zinc Plated Steel - Metric



Grade 8.8 Nylon Nuts DIN 985 Part Number	Grade 10.9 Nylon Nuts DIN 985 Part Number	Fits Bolt Dia.	Pitch	Hex	Standard Package
NNM-580	NNM-580109	5mm	.80	8mm	100
NNM-6100	NNM-6100109	6mm	1.00	10mm	100
NNM-7100	N/A	7mm	1.00	11mm	100
NNM-8125	NNM-8125109	8mm	1.25	13mm	100
NNM-10150	NNM-10150109	10mm	1.50	17mm	100
NNM-12175	NNM-12175109	12mm	1.75	19mm	50
NNM-14200	NNM-14200109	14mm	2.00	22mm	50
NNM-16200	NNM-16200109	16mm	2.00	24mm	50
NNM-18250	NNM-18250109	18mm	2.50	27mm	25
NNM-20250	NNM-20250109	20mm	2.50	30mm	25

Washers - Metric

Washers - Zinc Plated Steel - Metric



	Grade 8.8 Part Number	Grade 10.9 Part Number	Fits Bolt Dia.	I.D.	O.D.	Thickness	Standard Package
Flat Washers DIN 125-1A	FWM-5	FWM-5-109	5mm	5.3mm	10mm	1mm	100
	FWM-6	FWM-6-109	6mm	6.4mm	12mm	1.6mm	100
	FWM-7	N/A	7mm	7.4mm	14mm	1.6mm	100
	FWM-8	FWM-8-109	8mm	8.4mm	16mm	1.6mm	100
	FWM-10	FWM-10-109	10mm	10.5mm	20mm	2mm	100
	FWM-12	FWM-12-109	12mm	13mm	24mm	2.5mm	50
	FWM-14	FWM-14-109	14mm	15mm	28mm	2.5mm	50
	FWM-16	FWM-16-109	16mm	17mm	30mm	3mm	50
	FWM-18	FWM-18-109	18mm	19mm	34mm	3mm	25
	FWM-20	FWM-20-109	20mm	21mm	37mm	3mm	25

Washers - Metric, cont'd

Washers - Zinc Plated Steel - Metric



	Grade 8.8 Part Number	Grade 10.9 Part Number	Fits Bolt Dia.	I.D.	O.D.	Thickness	Standard Package
Lock Washers DIN 127B	LWM-5	N/A	5mm	5.1mm	8.2mm	1.2mm	100
	LWM-6	N/A	6mm	6.1mm	11.8mm	1.6mm	100
	LWM-7	N/A	7mm	7.1mm	12.8mm	1.6mm	100
	LWM-8	N/A	8mm	8.1mm	14.8mm	2mm	100
	LWM-10	N/A	10mm	10.2mm	18.1mm	2.2mm	100
	LWM-12	N/A	12mm	12.2mm	21.1mm	2.5mm	50
	LWM-14	N/A	14mm	14.2mm	24.1mm	3mm	50
	LWM-16	N/A	16mm	16.2mm	27.4mm	3.5mm	50
	LWM-18	N/A	18mm	18.2mm	29.4mm	3.5mm	25
	LWM-20	N/A	20mm	20.2mm	33.6mm	4mm	25
Fender Washers DIN 9021	FENWM-5	N/A	5mm	5.3mm	15mm	1.2mm	100
	FENWM-6	N/A	6mm	6.4mm	18mm	1.6mm	100
	FENWM-7	N/A	7mm	7.4mm	22mm	2mm	100
	FENWM-8	N/A	8mm	8.4mm	24mm	2mm	100
	FENWM-10	N/A	10mm	10.5mm	30mm	2.5mm	100
	FENWM-12	N/A	12mm	13mm	37mm	3mm	50
	FENWM-14	N/A	14mm	15mm	44mm	3mm	50
	FENWM-16	N/A	16mm	17mm	50mm	3mm	50
	FENWM-20	N/A	20mm	22mm	60mm	4mm	25

Socket Head Cap Screw, DIN 912 - Unplated Steel Alloy - Metric



○ Socket ○

Grade 12.9 Part Number	Length	Std Pkg	Diameter - Pitch
SHCSM-610010	10mm	100	6mm - 1.00
SHCSM-610012	12mm	100	
SHCSM-610014	14mm	100	
SHCSM-610015	15mm	100	
SHCSM-610016	16mm	100	
SHCSM-610018	18mm	100	
SHCSM-610020	20mm	100	
SHCSM-610022	22mm	100	
SHCSM-610025	25mm	100	
SHCSM-610030	30mm	100	
SHCSM-610035	35mm	100	
SHCSM-610040	40mm	100	
SHCSM-610045	45mm	100	
SHCSM-610050	50mm	100	
SHCSM-610055	55mm	100	
SHCSM-610060	60mm	100	

○ Socket ○

Grade 12.9 Part Number	Length	Std Pkg	Diameter - Pitch
SHCSM-610065	65mm	100	6mm - 1.00
SHCSM-610070	70mm	100	
SHCSM-610075	75mm	100	
SHCSM-610080	80mm	100	
SHCSM-812510	10mm	100	8mm - 1.25
SHCSM-812512	12mm	100	
SHCSM-812514	14mm	100	
SHCSM-812515	15mm	100	
SHCSM-812516	16mm	100	
SHCSM-812518	18mm	100	
SHCSM-812520	20mm	100	
SHCSM-812522	22mm	100	
SHCSM-812525	25mm	100	
SHCSM-812530	30mm	100	
SHCSM-812535	35mm	100	
SHCSM-812540	40mm	100	

Socket Head Cap Screw, DIN 912 - Unplated Steel Alloy - Metric, cont'd

Socket				Socket			
Grade 12.9 Part Number	Length	Std Pkg	Diameter - Pitch	Grade 12.9 Part Number	Length	Std Pkg	Diameter - Pitch
SHCSM-812545	45mm	100	8mm - 1.25	SHCSM-10150100	100mm	50	12mm - 1.75
SHCSM-812550	50mm	100		SHCSM-10150110	110mm	50	
SHCSM-812555	55mm	100		SHCSM-10150120	120mm	50	
SHCSM-812560	60mm	100		SHCSM-10150130	130mm	50	
SHCSM-812565	65mm	100		SHCSM-10150140	140mm	50	
SHCSM-812570	70mm	100		SHCSM-10150150	150mm	50	
SHCSM-812575	75mm	100		SHCSM-1217520	20mm	50	
SHCSM-812580	80mm	100		SHCSM-1217522	22mm	50	
SHCSM-1015010	10mm	100	10mm - 1.50	SHCSM-1217525	25mm	50	
SHCSM-1015012	12mm	100		SHCSM-1217530	30mm	50	
SHCSM-1015014	14mm	100		SHCSM-1217535	35mm	50	
SHCSM-1015015	15mm	100		SHCSM-1217540	40mm	50	
SHCSM-1015016	16mm	100		SHCSM-1217545	45mm	50	
SHCSM-1015018	18mm	100		SHCSM-1217550	50mm	50	
SHCSM-1015020	20mm	100		SHCSM-1217555	55mm	50	
SHCSM-1015022	22mm	100		SHCSM-1217560	60mm	50	
SHCSM-1015025	25mm	100		SHCSM-1217565	65mm	50	
SHCSM-1015030	30mm	100		SHCSM-1217570	70mm	25	
SHCSM-1015035	35mm	100		SHCSM-1217575	75mm	25	
SHCSM-1015040	40mm	100		SHCSM-1217580	80mm	25	
SHCSM-1015045	45mm	50		SHCSM-1217590	90mm	25	
SHCSM-1015050	50mm	50		SHCSM-12175100	100mm	25	
SHCSM-1015055	55mm	50		SHCSM-12175110	110mm	25	
SHCSM-1015060	60mm	50		SHCSM-12175120	120mm	25	
SHCSM-1015065	65mm	50		SHCSM-12175130	130mm	25	
SHCSM-1015070	70mm	50		SHCSM-12175140	140mm	25	
SHCSM-1015075	75mm	50	SHCSM-12175150	150mm	25		
SHCSM-1015080	80mm	50	SHCSM-12175160	160mm	25		
SHCSM-1015090	90mm	50					



Black Oxide Fasteners

Sheet Metal Screws - Black Oxide

✪ Phillips ✪





Flat Head Part Number	Pan Head Part Number	Oval Head Part Number	Oval Washer Part Number	Length	Standard Package	Dia.
SMSFPB-438	SMSPPB-438	N/A	N/A	3/8	100	4
N/A	SMSPPB-412	N/A	N/A	1/2	100	
SMSFPB-434*	SMSPPB-434	N/A	N/A	3/4	100	
N/A	SMSPPB-614	N/A	N/A	1/4	100	6
N/A	SMSPPB-638	SMSOPB-638	N/A	3/8	100	



Sheet Metal Screws - Black Oxide, cont'd




✪ Phillips ✪

Flat Head Part Number 	Pan Head Part Number 	Oval Head Part Number 	Oval Washer Part Number 	Length	Standard Package	Dia.
SMSFPB-612	SMSPPB-612	N/A	N/A	1/2	100	
SMSFPB-658	N/A	SMSOPB-658	SMSOWPB-658	5/8	100	
SMSFPB-634	SMSPPB-634	SMSOPB-634	SMSOWPB-634	3/4	100	6
SMSFPB-61	N/A	SMSOPB-61	SMSOWPB-61	1	100	
N/A	SMSPPB-6114	SMSOPB-6114	N/A	1-1/4	100	
N/A	SMSPPB-838	N/A	N/A	3/8	100	
SMSFPB-812	SMSPPB-812	SMSOPB-812	SMSOWPB-812	1/2	100	
SMSFPB-858	SMSPPB-858	N/A	SMSOWPB-858	5/8	100	
SMSFPB-834	SMSPPB-834	N/A	SMSOWPB-834	3/4	100	
SMSFPB-81	SMSPPB-81	SMSOPB-81	SMSOWPB-81	1	100	8
SMSFPB-8114	SMSPPB-8114	SMSOPB-8114	SMSOWPB-8114	1-1/4	100	
N/A	N/A	SMSOPB-8112	N/A	1-1/2	100	
N/A	N/A	N/A	N/A	1-3/4	100	
N/A	SMSPPB-82	N/A	N/A	2	100	
SMSFPB-1038*	N/A	N/A	N/A	3/8	100	
SMSFPB-1012	SMSPPB-1012	N/A	N/A	1/2	100	
SMSFPB-1058	N/A	SMSOPB-1058	SMSOWPB-1058	5/8	100	
SMSFPB-1034	SMSPPB-1034	SMSOPB-1034	SMSOWPB-1034	3/4	100	
SMSFPB-101*	SMSPPB-101	SMSOPB-101	SMSOWPB-101	1	100	10
N/A	N/A	SMSOPB-10114	N/A	1-1/4	100	
N/A	N/A	SMSOPB-10112	N/A	1-1/2	100	
SMSFPB-10134*	SMSPPB-10134	SMSOPB-10134	N/A	1-3/4	100	
N/A	SMSPPB-102	SMSOPB-102	N/A	2	100	
N/A	SMSPPB-1212	SMSOPB-1212	N/A	1/2	100	
N/A	SMSPPB-1258	N/A	N/A	5/8	100	
N/A	SMSPPB-1234	SMSOPB-1234	N/A	3/4	100	
N/A	SMSPPB-121	SMSOPB-121	N/A	1	100	12
N/A	SMSPPB-12114	N/A	N/A	1-1/4	100	
N/A	SMSPPB-12112	N/A	N/A	1-1/2	100	
N/A	SMSPPB-1412	N/A	N/A	1/2	100	
N/A	SMSPPB-1434	N/A	N/A	3/4	100	1/4
N/A	SMSPPB-141	N/A	N/A	1	100	


Self Drilling Tek Screws - Black Oxide



⦿ Hex Washer ⦿


Hex Washer Head Part Number 	Length	Standard Package	Dia.
TSHWB-612	1/2	100	6
TSHWB-812	1/2	100	
TSHWB-834	3/4	100	8
TSHWB-81	1	100	

⦿ Hex Washer ⦿


Hex Washer Head Part Number 	Length	Standard Package	Dia.
TSHWB-8114	1-1/4	100	
TSHWB-8112	1-1/2	100	8
TSHWB-8134	1-3/4	100	

Self Drilling Tek Screws - Black Oxide, cont'd


⦿ **Hex Washer** ⦿

Hex Washer Head Part Number 	Length	Standard Package	Dia.	
TSHWB-1012	1/2	100	10	
TSHWB-1058	5/8	100		
TSHWB-1034	3/4	100		
TSHWB-101	1	100		
TSHWB-10114	1-1/4	100		
TSHWB-10112	1-1/2	100		
TSHWB-10134	1-3/4	100		
TSHWB-102	2	100		
TSHWB-1234	3/4	100		12
TSHWB-121	1	100		


⦿ **Hex Washer** ⦿

Hex Washer Head Part Number 	Length	Standard Package	Dia.
TSHWB-12114	1-1/4	100	12
TSHWB-12112	1-1/2	100	
TSHWB-12134	1-3/4	100	
TSHWB-122	2	100	
TSHWB-1434	3/4	50	
TSHWB-141	1	50	1/4
TSHWB-14114	1-1/4	50	
TSHWB-14112	1-1/2	50	
TSHWB-14134	1-3/4	50	
TSHWB-142	2	50	

✱ **Phillips** ✱

Pan Head Part Number 	Length	Standard Package	Dia.
TSPPB-638	3/8	100	6
TSPPB-612	1/2	100	
TSPPB-658	5/8	100	
TSPPB-634	3/4	100	
TSPPB-61	1	100	
TSPPB-812	1/2	100	
TSPPB-858	5/8	100	
TSPPB-834	3/4	100	

✱ **Phillips** ✱

Pan Head Part Number 	Length	Standard Package	Dia.
TSPPB-81	1	100	8
TSPPB-8114	1-1/4	100	
TSPPB-8112	1-1/2	100	
TSPPB-1012	1/2	100	10
TSPPB-1058	5/8	100	
TSPPB-1034	3/4	100	
TSPPB-101	1	100	





Stainless Steel Fasteners

Machine Screws - Stainless Steel



✱ **Phillips** ✱



Pan Head Part Number 	Oval Head Part Number 	Length	Standard Package	Dia. & Thread Type
MSCPPSS-614	MSCOPSS-614*	1/4	100	6 - 32 Coarse Thread
MSCPPSS-612	MSCOPSS-612*	1/2	100	
MSCPPSS-658	MSCOPSS-658*	5/8	100	
MSCPPSS-634	MSCOPSS-634*	3/4	100	
MSCPPSS-61	MSCOPSS-61*	1	100	
MSCPPSS-6114	MSCOPSS-6114*	1-1/4	100	
MSCPPSS-814	N/A	1/4	100	8 - 32 Coarse Thread
MSCPPSS-838	MSCOPSS-838*	3/8	100	
MSCPPSS-812	MSCOPSS-812	1/2	100	
MSCPPSS-858	MSCOPSS-858*	5/8	100	

Parts marked with a * are available, but minimums greater than standard package quantities & lead times may apply.

Machine Screws - Stainless Steel, cont'd




⊕ Phillips ⊕

Pan Head Part Number		Oval Head Part Number		Length	Standard Package	Dia. & Thread Type
MSCPPSS-834		MSCOPSS-834		3/4	100	8 - 32 Coarse Thread
MSCPPSS-81		MSCOPSS-81		1	100	
MSCPPSS-8114		MSCOPSS-8114		1-1/4	100	
MSCPPSS-8112		MSCOPSS-8112		1-1/2	100	
MSCPPSS-1014		N/A		1/4	100	10 - 24 Coarse Thread
MSCPPSS-1038		MSCOPSS-1038*		3/8	100	
MSCPPSS-1012		MSCOPSS-1012		1/2	100	
MSCPPSS-1058		MSCOPSS-1058*		5/8	100	
MSCPPSS-1034		MSCOPSS-1034		3/4	100	
MSCPPSS-101		MSCOPSS-101		1	100	
MSCPPSS-10114		MSCOPSS-10114		1-1/4	100	
MSCPPSS-10112		MSCOPSS-10112		1-1/2	100	
MSCPPSS-10134		MSCOPSS-10134*		1-3/4	100	10 - 32 Fine Thread
MSCPPSS-102		MSCOPSS-102		2	100	
MSFPPSS-1038		MSFOPSS-1038*		3/8	100	
MSFPPSS-1012		MSFOPSS-1012		1/2	100	
MSFPPSS-1058		MSFOPSS-1058*		5/8	100	
MSFPPSS-1034		MSFOPSS-1034		3/4	100	
MSFPPSS-101		MSFOPSS-101		1	100	
MSFPPSS-10114		MSFOPSS-10114*		1-1/4	100	
MSFPPSS-10112		MSFOPSS-10112		1-1/2	100	1/4 - 20 Coarse Thread
MSCPPSS-1412		MSCOPSS-1412*		1/2	100	
MSCPPSS-1434		MSCOPSS-1434*		3/4	100	
MSCPPSS-1478		MSCOPSS-1478*		7/8	100	
MSCPPSS-141		MSCOPSS-141		1	100	
MSCPPSS-14114		MSCOPSS-14114		1-1/4	100	
MSCPPSS-14112		MSCOPSS-14112		1-1/2	100	
MSCPPSS-142		MSCOPSS-142		2	100	
MSCPPSS-14212		MSCOPSS-14212		2-1/2	100	100
MSCPPSS-143		MSCOPSS-143		3	100	


Sheet Metal Screws - Stainless Steel



⊖ Slotted ⊖

Hex Washer Part Number		Length	Standard Package	Dia.
SMSHWSSS-1034		3/4	100	10




⊖ Slotted ⊖

Hex Washer Part Number		Length	Standard Package	Dia.
SMSHWSSS-14114		1-1/4	50	1/4
SMSHWSSS-14112		1-1/2	50	

Parts marked with a * are available, but minimums greater than standard package quantities & lead times may apply.

Sheet Metal Screws - Stainless Steel, cont'd

✱ Phillips ✱

Flat Head Part Number 	Pan Head Part Number 	Oval Head Part Number 	Length	Standard Package	Dia.
SMSFPSS-438*	SMSPPSS-438*	SMSOPSS-438	3/8	100	4
SMSFPSS-638*	SMSPPSS-638	SMSOPSS-638*	3/8	100	
SMSFPSS-612*	SMSPPSS-612	SMSOPSS-612	1/2	100	
SMSFPSS-658*	SMSPPSS-658	SMSOPSS-658	5/8	100	
SMSFPSS-634*	SMSPPSS-634	SMSOPSS-634	3/4	100	6
SMSFPSS-61*	SMSPPSS-61	SMSOPSS-61	1	100	
SMSFPSS-6114*	SMSPPSS-6114	SMSOPSS-6114	1-1/4	100	
SMSFPSS-6112*	SMSPPSS-6112	SMSOPSS-6112	1-1/2	100	
SMSFPSS-838*	SMSPPSS-838	N/A	3/8	100	
SMSFPSS-812*	SMSPPSS-812	SMSOPSS-812	1/2	100	
SMSFPSS-858*	SMSPPSS-858	SMSOPSS-858	5/8	100	8
SMSFPSS-834	SMSPPSS-834	SMSOPSS-834	3/4	100	
SMSFPSS-81	SMSPPSS-81	SMSOPSS-81	1	100	
SMSFPSS-8114*	SMSPPSS-8114	SMSOPSS-8114	1-1/4	100	
SMSFPSS-8112*	SMSPPSS-8112	SMSOPSS-8112	1-1/2	100	8
SMSFPSS-8134	SMSPPSS-8134	N/A	1-3/4	100	
SMSFPSS-82	SMSPPSS-82	SMSOPSS-82	2	100	
N/A	SMSPPSS-1038	N/A	3/8	100	
SMSFPSS--1012*	SMSPPSS-1012	SMSOPSS-1012	1/2	100	
SMSFPSS-1058*	SMSPPSS-1058	SMSOPSS-1058*	5/8	100	
SMSFPSS-1034	SMSPPSS-1034	SMSOPSS-1034	3/4	100	
SMSFPSS-101	SMSPPSS-101	SMSOPSS-101	1	100	10
SMSFPSS-10114*	SMSPPSS-10114	SMSOPSS-10114	1-1/4	100	
SMSFPSS-10112	SMSPPSS-10112	SMSOPSS-10112	1-1/2	100	
SMSFPSS-102*	SMSPPSS-102	SMSOPSS-102	2	100	
SMSFPSS-10212*	SMSPPSS-10212	SMSOPSS-10212	2-1/2	100	
N/A	SMSPPSS-1212	SMSOPSS-1212	1/2	100	
SMSFPSS-1234*	SMSPPSS-1234	SMSOPSS-1234	3/4	100	
SMSFPSS-121*	SMSPPSS-121	SMSOPSS-121	1	100	
SMSFPSS-12114*	SMSPPSS-12114	SMSOPSS-12114	1-1/4	100	12
SMSFPSS-12112*	SMSPPSS-12112	SMSOPSS-12112	1-1/2	100	
SMSFPSS-12134*	SMSPPSS-12134*	SMSOPSS-12134	1-3/4	100	
SMSFPSS-122*	SMSPPSS-122	SMSOPSS-122	2	100	
SMSFPSS-12212*	SMSPPSS-12212	N/A	2-1/2	100	
N/A	SMSPPSS-1412	N/A	1/2	100	
N/A	SMSPPSS-1458	N/A	5/8	100	
SMSFPSS-1434*	SMSPPSS-1434	N/A	3/4	100	
SMSFPSS-141*	SMSPPSS-141	SMSOPSS-141*	1	100	
SMSFPSS-14114*	SMSPPSS-14114	SMSOPSS-14114*	1-1/4	100	1/4
SMSFPSS-14112*	SMSPPSS-14112	SMSOPSS-14112*	1-1/2	100	
SMSFPSS-14134*	SMSPPSS-14134	SMSOPSS-14134	1-3/4	100	
SMSFPSS-142*	SMSPPSS-142	SMSOPSS-142	2	100	
SMSFPSS-14212*	SMSPPSS-14212	SMSOPSS-14212	2-1/2	100	
SMSFPSS-143*	SMSPPSS-143	SMSOPSS-143	3	100	



Parts marked with a * are available, but minimums greater than standard package quantities & lead times may apply.

Self Drilling Tek Screws - Stainless Steel



Hex Washer

Hex Washer Head Part Number	Length	Standard Package	Dia.
TSHWSS-638	3/8	100	6
TSHWSS-612	1/2	100	
TSHWSS-658	5/8	100	
TSHWSS-634	3/4	100	
TSHWSS-61	1	100	
TSHWSS-6112	1-1/2	100	
TSHWSS-812	1/2	100	8
TSHWSS-858	5/8	100	
TSHWSS-834	3/4	100	
TSHWSS-81	1	100	
TSHWSS-8114	1-1/4	100	
TSHWSS-8112	1-1/2	100	
TSHWSS-8134	1-3/4	100	10
TSHWSS-1012	1/2	100	
TSHWSS-1058	5/8	100	
TSHWSS-1034	3/4	100	
TSHWSS-101	1	100	
TSHWSS-10114	1-1/4	100	
TSHWSS-10112	1-1/2	100	

Hex Washer

Hex Washer Head Part Number	Length	Standard Package	Dia.
TSHWSS-10134	1-3/4	100	10
TSHWSS-102	2	100	
TSHWSS-10212	2-1/2	100	
TSHWSS-1234	3/4	100	12
TSHWSS-121	1	100	
TSHWSS-12114	1-1/4	100	
TSHWSS-12112	1-1/2	100	
TSHWSS-12134	1-3/4	100	
TSHWSS-122	2	100	
TSHWSS-1434	3/4	50	1/4
TSHWSS-141	1	50	
TSHWSS-14114	1-1/4	50	
TSHWSS-14112	1-1/2	50	
TSHWSS-14134	1-3/4	50	
TSHWSS-142	2	50	
TSHWSS-14212	2-1/2	50	
TSHWSS-143	3	50	

Phillips

Pan Head Part Number	Length	Standard Package	Dia.
TSPSS-812	1/2	100	8
TSPSS-834	3/4	100	
TSPSS-1012	1/2	100	10
TSPSS-1034	3/4	100	
TSPSS-101	1	100	

Phillips

Pan Head Part Number	Length	Standard Package	Dia.
TSPSS-10114	1-1/4	100	10
TSPSS-10112	1-1/2	100	
TSPSS-12114	1-1/4	100	12

Cap Screws - Stainless Steel



Hex

Hex Head Part Number	Length	Standard Package	Dia. & Thread Type
CSCSS-1412	1/2	100	1/4 - 20 Coarse Thread
CSCSS-1434	3/4	100	
CSCSS-141	1	100	
CSCSS-14114	1-1/4	100	
CSCSS-14112	1-1/2	100	
CSCSS-142	2	50	

Hex

Hex Head Part Number	Length	Standard Package	Dia. & Thread Type
CSCSS-51612	1/2	100	5/16 - 18 Coarse Thread
CSCSS-51634	3/4	100	
CSCSS-5161	1	100	
CSCSS-516114	1-1/4	100	
CSCSS-516112	1-1/2	100	
CSCSS-5162	2	50	
CSCSS-516212	2-1/2	25	
CSCSS-5163	3	25	

Cap Screws - Stainless Steel, cont'd

Hex

Hex Head Part Number	Length	Standard Package	Dia. & Thread Type
CSCSS-3812	1/2	100	3/8 - 16 Coarse Thread
CSCSS-3834	3/4	50	
CSCSS-381	1	50	
CSCSS-38114	1-1/4	50	
CSCSS-38112	1-1/2	50	
CSCSS-382	2	50	
CSCSS-38212	2-1/2	25	
CSCSS-71634	3/4	50	7/16 - 14 Coarse Thread
CSCSS-7161	1	50	
CSCSS-716114	1-1/4	25	
CSCSS-716112	1-1/2	25	
CSCSS-7162	2	25	
CSCSS-716212	2-1/2	25	

Hex

Hex Head Part Number	Length	Standard Package	Dia. & Thread Type
CSCSS-1212	1/2	50	1/2 - 13 Coarse Thread
CSCSS-1234	3/4	50	
CSCSS-121	1	25	
CSCSS-12114	1-1/4	25	
CSCSS-12112	1-1/2	25	
CSCSS-12134	1-3/4	25	
CSCSS-122	2	25	
CSCSS-12214	2-1/4	25	
CSCSS-12212	2-1/2	25	
CSCSS-123	3	25	

We have a Stainless Cap Screw assortment to meet the needs of every shop. Order one in large (CSCSS-KIT-LG) or extra large (CSCSS-KIT-40B9).



Nuts - Stainless Steel

Nuts - Stainless Steel

	MHNS	KNCSS	Fits Bolt Dia.	Standard Package
USS/ Coarse	MHNSS-632	KNCSS-6	6 - 32	100
	MHNSS-832	KNCSS-8	8 - 32	100
	MHNSS-1024	KNCSS-10	10 - 24	100
	MHNSS-1224	N/A	12 - 24	100
SAE/ Fine	MHNSS-1032	KNFSS-10*	10 - 32	100

All Steel Lock Nuts - Stainless Steel - Grade C

	Grade C Part Number	Fits Bolt Dia.	Standard Package
USS/ Coarse	CLNCSS-1/4	1/4-20	100

Nylon Lock Nuts - Stainless Steel

	Nylon Part Number	Fits Bolt Dia.	Standard Package
USS / Coarse	NNCSS-6	6-32	100
	NNCSS-8	8-32	100
	NNCSS-10	10-24	100
	NNCSS-1/4	1/4-20	100
	NNCSS-5/16	5/16-18	100
	NNCSS-3/8	3/8-16	100
	NNCSS-7/16	7/16-14	50
	NNCSS-1/2	1/2-13	50
SAE / Fine	NNFSS-10	10-32	100
	NNFSS-1/4	1/4-28	100
	NNFSS-5/16	5/16-24	100
	NNFSS-3/8	3/8-24	100

Parts marked with a * are available, but minimums greater than standard package quantities & lead times may apply.

Washers - Stainless Steel




SAE Flat Washers - Stainless Steel

Flat Part Number	Fits Bolt Dia.	I.D.	O.D.	Standard Package
FWSS-SAE-6	6	5/32	3/8	100
FWSS-SAE-8	8	3/16	7/16	100
FWSS-SAE-10	10	7/32	1/2	100
FWSS-SAE-12	12	1/4	9/16	100
FWSS-SAE-1/4	1/4	9/32	5/8	100
FWSS-SAE-5/16	5/16	11/32	11/16	100

Flat Part Number	Fits Bolt Dia.	I.D.	O.D.	Standard Package
FWSS-SAE-3/8	3/8	13/32	13/16	100
FWSS-SAE-7/16	7/16	15/32	59/64	50
FWSS-SAE-1/2	1/2	17/32	1-1/16	50
FWSS-SAE-5/8	5/8	21/32	1-5/16	50
FWSS-SAE-1	1	1-1/16	2	10

SAE Fender Washers - Stainless Steel



Fender Part Number	I.D.	O.D.	Standard Package
FENWSS-316X1	3/16	1	100
FENWSS-14X1	1/4	1	100
FENWSS-14X114	1/4	1-1/4	100
FENWSS-14X112	1/4	1-1/2	100
FENWSS-516X112	5/16	1-1/2	100
FENWSS-38X112	3/8	1-1/2	100
FENWSS-12X2	1/2	2	100

Countersunk Washers - Stainless Steel



Countersunk Part Number	Fits Bolt Dia.	I.D.	O.D.	Standard Package
FINWSS-6	6	.173	15/32	100
FINWSS-8	8	.209	17/32	100
FINWSS-10	10	.269	19/32	100
FINWSS-12	12	.275	21/32	100
FINWSS-14	1/4	.324	25/32	100

Lock Washers - Stainless Steel



Split Lock Part Number	External Tooth Lock Part Number	Fits Bolt Dia.	Standard Package
LWSS-4	LWESS-4*	4	100
LWSS-6	LWESS-6*	6	100
LWSS-8	LWESS-8*	8	100
LWSS-10	LWESS-10	10	100
LWSS-12	LWESS-12*	12	100
LWSS-1/4	LWESS-1/4*	1/4	100
LWSS-5/16	LWESS-5/16*	5/16	100

Split Lock Part Number	External Tooth Lock Part Number	Fits Bolt Dia.	Standard Package
LWSS-3/8	LWESS-3/8*	3/8	100
LWSS-7/16	N/A	7/16	50
LWSS-1/2	LWESS-1/2*	1/2	50
LWSS-5/8	LWESS-5/8*	5/8	50
LWSS-3/4	LWESS-3/4*	3/4	25
LWSS-7/8	LWESS-7/8*	7/8	15
LWSS-1	LWESS-1*	1	10

Stainless Steel Mechanical Specifications

300 Series Austenitic Stainless: Accounts for 85-90% of stainless fasteners, best corrosion resistance of stainless alloys, non-magnetic before cold working, low heat conductivity, good strength at higher temps, will not harden with heat treatment.

Type: 18.8 Grade, also referred to as 300 Series

Chromium: 17-20%, usually 17-19%

Nickel: 8-13%, usually 8-10.5%

Max Carbon: .08%, usually .03-.05%

Max Manganese: 2%

Max Phosphorus: 2%, usually .045%

Max Sulfur: .03-15%, usually .03%

Max Silicon: 1%

Copper: 0-4%, usually 2-3%

Tensile: 80,000-150,000 usual range. After cold work: 100,000-125,000 typical for 1/4" to 5/8" dia.; 100,000 typical for 3/4" to 1" dia.; 80,000-90,000 typical over 1" dia.

Yield: 40,000 min. After cold work: 80,000-90,000 typical for 1/4" to 5/8" dia.; 45,000 to 70,000 typical over 3/4" dia.

Approximate hardness: 885-95

Special characteristics: Most common designation for non-magnetic stainless fasteners, encompasses 30 to 40 various mixtures of 301, 302, 303, 304, 305 & XM7

Socket Head Cap Screws - Unplated Steel Alloy

○ Socket ○

USS / Coarse Part Number	SAE / Fine Part Number	Key Size	Length	Standard Package	Dia.
SHCSC-1038	SHCSF-1038	5/32	3/8	100	10
SHCSC-1012	SHCSF-1012	5/32	1/2	100	
SHCSC-1058	SHCSF-1058	5/32	5/8	100	
SHCSC-1034	SHCSF-1034	5/32	3/4	100	
SHCSC-1078	SHCSF-1078	5/32	7/8	100	
SHCSC-101	SHCSF-101	5/32	1	100	
SHCSC-10114	SHCSF-10114	5/32	1-1/4	100	
SHCSC-10112	SHCSF-10112	5/32	1-1/2	100	
SHCSC-10134	SHCSF-10134	5/32	1-3/4	50	
SHCSC-102	SHCSF-102	5/32	2	50	
SHCSC-1438	SHCSF-1438	3/16	3/8	100	1/4
SHCSC-1412	SHCSF-1412	3/16	1/2	100	
SHCSC-1458	SHCSF-1458	3/16	5/8	100	
SHCSC-1434	SHCSF-1434	3/16	3/4	100	
SHCSC-1478	SHCSF-1478	3/16	7/8	100	
SHCSC-141	SHCSF-141	3/16	1	100	
SHCSC-14114	SHCSF-14114	3/16	1-1/4	100	
SHCSC-14112	SHCSF-14112	3/16	1-1/2	100	
SHCSC-14134	SHCSF-14134	3/16	1-3/4	50	
SHCSC-142	SHCSF-142	3/16	2	50	
SHCSC-14214	SHCSF-14214	3/16	2-1/4	50	
SHCSC-14212	N/A	3/16	2-1/2	50	
SHCSC-14234	N/A	3/16	2-3/4	50	
SHCSC-143	N/A	3/16	3	50	
SHCSC-51638	SHCSF-51638*	1/4	3/8	100	5/16
SHCSC-51612	SHCSF-51612	1/4	1/2	100	
SHCSC-51658	SHCSF-51658	1/4	5/8	100	
SHCSC-51634	SHCSF-51634	1/4	3/4	100	
SHCSC-51678	SHCSF-51678	1/4	7/8	100	
SHCSC-5161	SHCSF-5161	1/4	1	100	
SHCSC-516114	SHCSF-516114	1/4	1-1/4	100	
SHCSC-516112	SHCSF-516112	1/4	1-1/2	100	
SHCSC-516134	SHCSF-516134	1/4	1-3/4	50	
SHCSC-5162	SHCSF-5162	1/4	2	50	
SHCSC-516214	SHCSF-516214	1/4	2-1/4	50	
SHCSC-516212	SHCSF-516212	1/4	2-1/2	50	
SHCSC-516234	N/A	1/4	2-3/4	50	
SHCSC-5163	N/A	1/4	3	50	
SHCSC-516314	N/A	1/4	3-1/4	50	
SHCSC-516312	N/A	1/4	3-1/2	25	
SHCSC-3812	SHCSF-3812	5/16	1/2	100	3/8
SHCSC-3858	SHCSF-3858	5/16	5/8	100	
SHCSC-3834	SHCSF-3834	5/16	3/4	100	
SHCSC-3878	SHCSF-3878	5/16	7/8	100	



Parts marked with a * are available, but minimums greater than standard package quantities & lead times may apply.

Socket Head Cap Screws - Unplated Steel Alloy, cont'd



○ Socket ○



USS / Coarse Part Number	SAE / Fine Part Number	Key Size	Length	Standard Package	Dia.	
SHCSC-381	SHCSF-381	5/16	1	100	3/8	
SHCSC-38114	SHCSF-38114	5/16	1-1/4	100		
SHCSC-38112	SHCSF-38112	5/16	1-1/2	100		
SHCSC-38134	SHCSF-38134	5/16	1-3/4	50		
SHCSC-382	SHCSF-382	5/16	2	50		
SHCSC-38214	SHCSF-38214	5/16	2-1/4	25		
SHCSC-38212	SHCSF-38212	5/16	2-1/2	25		
SHCSC-38234	SHCSF-38234*	5/16	2-3/4	25		
SHCSC-383	SHCSF-383	5/16	3	25		
SHCSC-38314	N/A	5/16	3-1/4	25		
SHCSC-38312	SHCSF-38312*	5/16	3-1/2	25		
SHCSC-384	N/A	5/16	4	25		
SHCSC-38412	N/A	5/16	4-1/2	25		
SHCSC-385	SHCSF-385*	5/16	5	25		
SHCSC-71634	N/A	3/8	3/4	100		7/16
SHCSC-71678	N/A	3/8	7/8	100		
SHCSC-7161	SHCSF-7161	3/8	1	100		
SHCSC-716114	SHCSF-716114	3/8	1-1/4	50		
SHCSC-716112	SHCSF-716112	3/8	1-1/2	50		
SHCSC-716134	N/A	3/8	1-3/4	50		
SHCSC-7162	SHCSF-7162	3/8	2	25		
SHCSC-716214	N/A	3/8	2-1/4	50		
SHCSC-716212	N/A	3/8	2-1/2	50		
SHCSC-716234	N/A	3/8	2-3/4	50		
SHCSC-7163	N/A	3/8	3	50		
SHCSC-716314	N/A	3/8	3-1/4	25		
SHCSC-716312	N/A	3/8	3-1/2	25		
SHCSC-7164	N/A	3/8	4	25		
SHCSC-1234	N/A	3/8	3/4	50	1/2	
SHCSC-1278	N/A	3/8	7/8	50		
SHCSC-121	SHCSF-121	3/8	1	50		
SHCSC-12114	SHCSF-12114	3/8	1-1/4	50		
SHCSC-12112	SHCSF-12112	3/8	1-1/2	50		
SHCSC-12134	SHCSF-12134	3/8	1-3/4	50		
SHCSC-122	SHCSF-122	3/8	2	25		
SHCSC-12214	SHCSF-12214	3/8	2-1/4	25		
SHCSC-12212	SHCSF-12212	3/8	2-1/2	25		
SHCSC-12234	SHCSF-12234*	3/8	2-3/4	50		
SHCSC-123	SHCSF-123	3/8	3	25		
SHCSC-12314	N/A	3/8	3-1/4	25		
SHCSC-12312	SHCSF-12312*	3/8	3-1/2	25		
SHCSC-124	N/A	3/8	4	25		
SHCSC-12412	N/A	3/8	4-1/2	25		
SHCSC-125	N/A	3/8	5	25		
SHCSC-12512	N/A	3/8	5-1/2	25		
SHCSC-126	N/A	3/8	6	25		

Carriage Bolts, USS - Plated

● Round ●

Grade 5 Part Number		Grade 2 Part Number		Length	Standard Package	Dia.
N/A		CB-1012		1/2	100	10 - 24 Coarse Thread
N/A		CB-1058		5/8	100	
N/A		CB-1034		3/4	100	
N/A		CB-101		1	100	
N/A		CB-10114		1-1/4	100	
N/A		CB-10112		1-1/2	100	
N/A		CB-10134		1-3/4	100	
N/A		CB-102		2	50	
N/A		CB-10212		2-1/2	50	
N/A		CB-103		3	50	
N/A		CB-10312		3-1/2	50	
N/A		CB-104		4	50	
CB5-1412		CB-1412		1/2	100	
CB5-1434		CB-1434		3/4	100	
CB5-141		CB-141		1	100	
CB5-14114		CB-14114		1-1/4	100	
CB5-14112		CB-14112		1-1/2	100	
CB5-14134		CB-14134		1-3/4	50	
CB5-142		CB-142		2	50	
CB5-14214		CB-14214		2-1/4	50	
CB5-14212		CB-14212		2-1/2	25	
CB5-14234		CB-14234		2-3/4	25	
CB5-143		CB-143		3	25	
CB5-144		CB-144		4	25	
CB5-51634		CB-51634		3/4	100	5/16 - 18 Coarse Thread
CB5-5161		CB-5161		1	100	
CB5-516114		CB-516114		1-1/4	50	
CB5-516112		CB-516112		1-1/2	50	
CB5-5162		CB-5162		2	25	
CB5-516212		CB-516212		2-1/2	25	
CB5-5163		CB-5163		3	25	
CB5-5164		CB-5164		4	25	
CB5-381		CB-381		1	50	3/8 - 16 Coarse Thread
CB5-38114		CB-38114		1-1/4	50	
CB5-38112		CB-38112		1-1/2	50	
CB5-382		CB-382		2	25	
CB5-38212		CB-38212		2-1/2	25	
CB5-383		CB-383		3	25	
CB5-384		CB-384		4	25	
CB5-7161		CB-7161		1	50	7/16 - 14 Coarse Thread
CB5-716114		CB-716114		1-1/4	50	
CB5-716112		CB-716112		1-1/2	50	
CB5-7162		CB-7162		2	25	
CB5-716212		CB-716212		2-1/2	25	
CB5-7163		CB-7163		3	25	
CB5-7164		CB-7164		4	25	



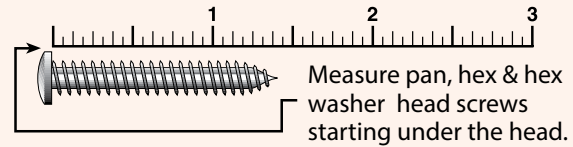
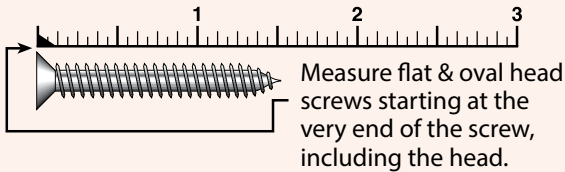
Carriage Bolts, USS - Plated, cont'd



● Round ●

Grade 5 Part Number	Grade 2 Part Number	Length	Standard Package	Dia.
CB5-121	CB-121	1	50	1/2 - 13 Coarse Thread
CB5-12114	CB-12114	1-1/4	50	
CB5-12112	CB-12112	1-1/2	50	
CB5-12134	CB-12134	1-3/4	25	
CB5-122	CB-122	2	25	
CB5-12214	CB-12214	2-1/4	25	
CB5-12212	CB-12212	2-1/2	25	
CB5-12234	CB-12234	2-3/4	25	
CB5-123	CB-123	3	25	
CB5-12312	CB-12312	3-1/2	25	
CB5-124	CB-124	4	25	

How To Determine Screw Length



Cup Point Set Screws



○ Hex Drive ○

Part Number	Length	Std. Pkg.	Dia.
SSSC-6-32X1/4	1/4	50	6-32
SSSC-6-32X3/8	3/8	50	
SSSC-8-32X1/4	1/4	50	8-32
SSSC-8-32X3/8	3/8	50	
SSSC-10-24X1/4	1/4	50	10-24
SSSC-10-24X3/8	3/8	50	
SSSC-1/4-20X1/4	1/4	25	1/4-20
SSSC-1/4-20X3/8	3/8	25	
SSSC-1/4-20X1/2	1/2	25	
SSSC-516-18X3/8	3/8	25	5/16-18
SSSC-516-18X1/2	1/2	25	
SSSC-3/8-16X3/8	3/8	25	3/8-16
SSSC-3/8-16X1/2	1/2	25	
SSSC-3/8-16X3/4	3/4	25	
SSSC-716-14X1/2	1/2	10	7/16-14
SSSC-716-14X3/4	3/4	10	
SSSC-1/2-13X1/2	1/2	10	1/2-13
SSSC-1/2-13X5/8	5/8	10	

○ Hex Drive ○

Part Number	Length	Std. Pkg.	Dia.
SSSF-10-32X1/4	1/4	50	10-32
SSSF-10-32X3/8	3/8	50	
SSSF-10-32X1/2	1/2	50	
SSSF-10-32X3/4	3/4	50	1/4-28
SSSF-1/4-28X1/4	1/4	50	
SSSF-1/4-28X5/16	5/16	50	
SSSF-1/4-28X3/8	3/8	50	1/4-28
SSSF-1/4-28X1/2	1/2	50	
SSSF-516-24X5/16	5/16	25	5/16-24
SSSF-516-24X3/8	3/8	25	
SSSF-516-24X1/2	1/2	25	
SSSF-516-24X5/8	5/8	25	3/8-24
SSSF-3/8-24X1/4	1/4	25	
SSSF-3/8-24X3/8	3/8	25	
SSSF-3/8-24X1/2	1/2	25	3/8-24
SSSF-3/8-24X3/4	3/4	25	
SSSF-1/2-20X1/2	1/2	10	1/2-20
SSSF-1/2-20X3/4	3/4	10	

Quadrex Drive Screws - Plated

The unique Quadrex® head is already becoming the fastener of choice for its quality, reliability & ease of operation. They are used in the automotive, RV, woodworking & appliance industries. *Sizes not shown are available, subject to min. quantities.*

We offer different versions of Quadrex® screws with different plating. The part numbers correspond to the plating, so please be aware of them when you are ordering your parts:

23FSB: 2/3 Twinfast Bronze **ASB:** Type A Stat Bronze **FSB:** Twinfast Stat Bronze **AZ:** Type A Zinc
AB: Type A Yellow Zinc **T2Z:** Type 2 Zinc **23FZ:** 2/3 Twinfast Zinc **FZ:** Twinfast Zinc

Quadrex® - Pan Head

Type A Stat Bronze Part Number	Type A Zinc Part Number	Type 2 Zinc Part Number	Twinfast Zinc Part Number	Length	Standard Package	Dia.
N/A	PQAZ-6112	N/A	N/A	1-1/2	100	6
N/A	PQAZ-812	PQT2Z-812	N/A	1/2	100	8
PQASB-834	PQAZ-834	PQT2Z-834	N/A	3/4	100	
PQASB-81	PQAZ-81	PQT2Z-81	N/A	1	100	
N/A	N/A	N/A	PQFZ-8114	1-1/4	100	
N/A	N/A	N/A	PQFZ-8112	1-1/2	100	
N/A	PQAZ-82	N/A	N/A	2	100	
N/A	PQAZ-1012	N/A	N/A	1/2	100	10
N/A	PQAZ-1034	N/A	N/A	3/4	100	
N/A	PQAZ-101	N/A	N/A	1	100	
N/A	PQAZ-10114	N/A	N/A	1-1/4	100	
N/A	PQAZ-10112	N/A	N/A	1-1/2	100	
N/A	PQAZ-102	N/A	N/A	2	100	

Quadrex® - Round Washer Head

2/3 Twinfast Bronze Part Number	Stat Bronze Part Number	Twinfast Zinc Part Number	Length	Standard Package	Dia.
N/A	RWQASB-812	N/A	1/2	100	8
N/A	RWQFSB-834	RWQFZ-834	3/4	100	
N/A	N/A	RWQFZ-81	1	100	
RWQ23FSB-8114	N/A	RWQ23FZ-8114	1-1/4	100	
RWQ23FSB-8112	N/A	RWQ23FZ-8112	1-1/2	100	
N/A	N/A	N/A	2	100	
RWQ23FSB-8212	N/A	RWQ23FZ-8212	2-1/2	100	
N/A	N/A	N/A	3	100	

Heavy Duty Snow Plow Bolts - Plain Steel

Round

Grade 8 Part Number	Length	Standard Package	Dia. & Thread Type
PB8-582	2	25	5/8 - 11 Coarse Thread
PB8-58214	2-1/4	25	
PB8-58212	2-1/2	25	
PB8-583	3	25	
PB8-58312	3-1/2	25	
PB8-584	4	25	

Round

Grade 8 Part Number	Length	Standard Package	Dia. & Thread Type
PB8-58412	4-1/2	25	5/8 - 11 Coarse Thread
PB8-586	6	10	

For an organized assortment of most of the sizes seen here, as well as the associated nuts & washers order our brand new Plow Bolt Kit: PB8-KIT.



Hex Tap Bolts (Full Threaded) - Zinc Plated Steel



Hex

Hex Head Part Number	Length	Standard Package	Dia. & Thread Type	
TB-141	1	100	1/4 - 20 Coarse Thread	
TB-14114	1-1/4	100		
TB-14112	1-1/2	100		
TB-14134	1-3/4	100		
TB-142	2	100		
TB-14214	2-1/4	100		
TB-14212	2-1/2	100		
TB-14234	2-3/4	100		
TB-143	3	100		
TB-14312	3-1/2	100		
TB-144	4	100		
TB-5161	1	100		5/16 - 18 Coarse Thread
TB-516114	1-1/4	100		
TB-516112	1-1/2	100		
TB-516134	1-3/4	100		
TB-5162	2	100		

Hex

Hex Head Part Number	Length	Standard Package	Dia. & Thread Type
TB-516214	2-1/4	100	5/16 - 18 Coarse Thread
TB-516212	2-1/2	100	
TB-516234	2-3/4	100	
TB-5163	3	100	
TB-516312	3-1/2	50	
TB-5164	4	50	
TB-38114	1-1/4	100	3/8 - 16 Coarse Thread
TB-38112	1-1/2	100	
TB-38134	1-3/4	100	
TB-382	2	100	
TB-38214	2-1/4	50	
TB-38212	2-1/2	50	
TB-38234	2-3/4	50	
TB-383	3	50	
TB-38312	3-1/2	50	
TB-384	4	50	

Floor Board Screws - Unplated



Torx

Part Number	Length	Standard Package	Dia. & Thread Type
FBS-14112	1-1/2	25	1/4 - 20 Coarse Thread
FBS-14134	1-3/4	25	
FBS-142	2	25	
FBS-14214	2-1/4	25	
FBS-14212	2-1/2	25	
FBS-143	3	25	

Torx

Part Number	Length	Standard Package	Dia. & Thread Type
FBS-516112	1-1/2	25	5/16 - 18 Coarse Thread
FBS-516134	1-3/4	25	
FBS-5162	2	25	
FBS-516214	2-1/4	25	
FBS-516212	2-1/2	25	
FBS-5163	3	25	

See page 445 for our screw driver bits. Use TORXB-71530 for 1/4" screws & TORXB-71540 for 5/16".

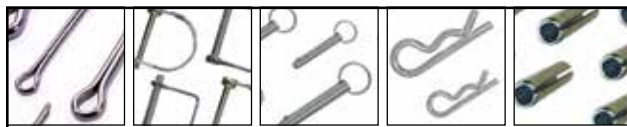
Fully Threaded Rods - Zinc Plated Steel



Part Number	Length	Standard Package	Dia. & Thread Type
TRC-14X36	36"	1	1/4 - 20
TRC-516X36	36"	1	5/16 - 18
TRC-38X36	36"	1	3/8 - 16
TRC-716X36	36"	1	7/16 - 14
TRC-12X36	36"	1	1/2 - 13

Part Number	Length	Standard Package	Dia. & Thread Type
TRC-58X36	36"	1	5/8 - 11
TRC-34X36	36"	1	3/4 - 10
TRC-78X36	36"	1	7/8 - 9
TRC-1X36	36"	1	1 - 8

Contents



Cotter Pins	386
Double Wire Snapper Pins	387
Detent Pins	387
Clevis Pins	388
Hitch Pins	388
Spring Pins	389
Standard Spring Pins	389
Metric Spring Pins	390



Steel Ribbed Nut Serts	390
-------------------------------	------------



Lynch Pins	391
-------------------	------------



Liquid Tight Breakthrough Plugs	391
Tapered Cap/Plugs	392



Grease Fittings	392
------------------------	------------



Blind Rivets	393
---------------------	------------



Rubber Grommets	394
------------------------	------------



Snap Bushings - Nylon	395
------------------------------	------------



O-Rings	396
Standard O-Rings	396
Hydraulic O-Rings	396

REFERENCE

Dimensions Explanation For Detent Pins	387
Dimensions Explanation For Double Wire Snapper Pins	387
Dimensions Explanation For Clevis Pins	388
Dimensions Explanation For Hitch Pins	388
Dimensions Explanation For Nut Serts	390
Dimensions Explanation For Spring Pins	390
Dimensions Explanation For Lynch Pins	391
Part Number & Dimensions Explanation For Blind Rivets	393
Dimensions Explanation For Rubber Grommets	394
Dimensions Explanation For Snap Bushings	395

Cotter Pins



Zinc Plated Part Number	Stainless Steel Part Number	Length	Std. Pkg.	Dia. Size
CP-116X12	CPSS-116X12	1/2	100	
CP-116X34	CPSS-116X34	3/4	100	
CP-116X1	CPSS-116X1	1	100	
CP-116X114	CPSS-116X114	1-1/4	100	1/16
CP-116X112	CPSS-116X112	1-1/2	100	
CP-116X134	CPSS-116X134	1-3/4	100	
CP-116X2	CPSS-116X2	2	100	
CP-332X12	CPSS-332X12	1/2	100	
CP-332X34	CPSS-332X34	3/4	100	
CP-332X1	CPSS-332X1	1	100	
CP-332X114	CPSS-332X114	1-1/4	100	
CP-332X112	N/A	1-1/2	100	3/32
CP-332X134	CPSS-332X134	1-3/4	100	
CP-332X2	CPSS-332X2	2	100	
CP-332X214	CPSS-332X214	2-1/4	100	
CP-332X212	CPSS-332X212	2-1/2	100	
CP-18X12	CPSS-18X12	1/2	100	
CP-18X34	CPSS-18X34	3/4	100	
CP-18X1	CPSS-18X1	1	100	
CP-18X114	CPSS-18X114	1-1/4	100	
CP-18X112	CPSS-18X112	1-1/2	100	1/8
CP-18X134	CPSS-18X134	1-3/4	100	
CP-18X2	CPSS-18X2	2	100	
CP-18X214	CPSS-18X214	2-1/4	100	
CP-18X212	CPSS-18X212	2-1/2	100	
CP-18X3	CPSS-18X3	3	100	
CP-532X34	CPSS-532X34	3/4	100	
CP-532X1	CPSS-532X1	1	100	
CP-532X114	CPSS-532X114	1-1/4	100	
CP-532X112	CPSS-532X112	1-1/2	100	
CP-532X134	CPSS-532X134	1-3/4	100	5/32
CP-532X2	CPSS-532X2	2	100	
CP-532X214	CPSS-532X214	2-1/4	100	
CP-532X212	CPSS-532X212	2-1/2	100	
CP-532X3	CPSS-532X3	3	100	

Zinc Plated Part Number	Stainless Steel Part Number	Length	Std. Pkg.	Dia. Size
CP-316X34	CPSS-316X34	3/4	100	
CP-316X1	CPSS-316X1	1	100	
CP-316X114	CPSS-316X114	1-1/4	100	
CP-316X112	CPSS-316X112	1-1/2	100	
CP-316X134	CPSS-316X134	1-3/4	100	
CP-316X2	CPSS-316X2	2	100	3/16
CP-316X214	CPSS-316X214	2-1/4	50	
CP-316X212	CPSS-316X212	2-1/2	50	
CP-316X3	CPSS-316X3	3	50	
CP-316X312	CPSS-316X312	3-1/2	50	
CP-316X4	CPSS-316X4	4	50	
CP-14X1	CPSS-14X1	1	50	
CP-14X114	CPSS-14X114	1-1/4	50	
CP-14X112	CPSS-14X112	1-1/2	50	
CP-14X134	CPSS-14X134	1-3/4	50	
CP-14X2	CPSS-14X2	2	50	1/4
CP-14X214	CPSS-14X214	2-1/4	50	
CP-14X212	CPSS-14X212	2-1/2	50	
CP-14X3	CPSS-14X3	3	50	
CP-14X312	CPSS-14X312	3-1/2	25	
CP-14X4	CPSS-14X4	4	25	
CP-516X1	CPSS-516X1	1	25	
CP-516X114	CPSS-516X114	1-1/4	25	
CP-516X112	CPSS-516X112	1-1/2	25	
CP-516X134	CPSS-516X134	1-3/4	25	
CP-516X2	CPSS-516X2	2	25	
CP-516X214	CPSS-516X214	2-1/4	25	5/16
CP-516X212	CPSS-516X212	2-1/2	25	
CP-516X3	CPSS-516X3	3	25	
CP-516X312	CPSS-516X312	3-1/2	25	
CP-516X4	CPSS-516X4	4	25	
CP-516X5	N/A	5	25	
CP-38X112	CPSS-38X112	1-1/2	25	
CP-38X2	CPSS-38X2	2	25	
CP-38X212	CPSS-38X212	2-1/2	25	
CP-38X3	CPSS-38X3	3	25	3/8
CP-38X312	CPSS-38X312	3-1/2	25	
CP-38X4	CPSS-38X4	4	25	
CP-38X5	CPSS-38X5	5	25	
CP-38X6	CPSS-38X6	6	25	

Our Zinc Plated Cotter Pin Kit comes in two sizes: small (CP-KIT-SM) & large (CP-KIT-LG), each stocked with our most popular cotter pins in a variety of sizes. See page 428 for all of the details.

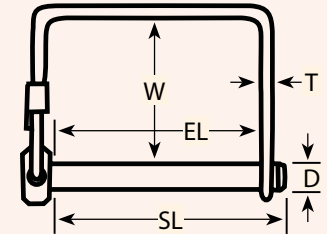
We offer more sizes in many of our hardware lines, if you don't see the size you need, contact customer service or your local sales rep & we'll be glad to locate the product that will best meet your needs.

Double Wire Snapper Pins



Part Number	Handle Style	Effective Length (EL)	Shank Length (SL)	Wire Dia. (T)	Wire Clearance (W)	Nominal Dia. (D)
SNAP-250-1750R	Round	1-3/4	2			
SNAP-250-2250S	Square	2-1/4	2-1/2	.091	1.625	1/4
SNAP-250-2500R	Round	2-1/2	2-3/4			
SNAP-250-2500S	Square	2-1/2	2-3/4			
SNAP-312-1750R	Round	1-3/4	2			
SNAP-312-2250S	Square	2-1/4	2-1/2	.091	1.75	5/16
SNAP-312-2250R	Round	2-1/4	2-1/2			
SNAP-312-2500S	Square	2-1/2	2-3/4			
SNAP-375-1500R	Round	1-1/2	1-3/4			
SNAP-375-1750R	Round	1-3/4	2	.091	1.5	3/8
SNAP-375-2250S	Square	2-1/4	2-1/2			
SNAP-375-2500S	Square	2-1/2	2-3/4			

Dimensions Explanation For Double Wire Snapper Pins

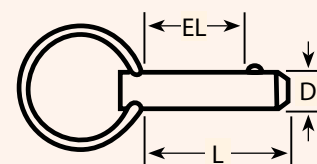


Detent Pins



Part Number	Effective Length (EL)	Overall Length (L)	Nominal Dia. (D)
DTP-0250-1000	1	1-1/4	
DTP-0250-1500	1-1/2	1-3/4	1/4
DTP-0250-2000	2	2-1/4	
DTP-0312-1000	1	1-3/8	
DTP-0312-1500	1-1/2	1-7/8	5/16
DTP-0312-2000	2	2-3/8	
DTP-0375-2000	2	2-3/8	
DTP-0375-3000	3	3-3/8	3/8
DTP-0375-4000	4	4-3/4	
DTP-0500-2000	2	2-1/2	
DTP-0500-3000	3	3-1/2	1/2
DTP-0500-4000	4	4-1/2	

Dimensions Explanation For Detent Pins



For a great selection of Double Wire Snapper Pins, Detent Pins & Lynch Pins, try out our Specialty Pin Kit (SP-KIT).

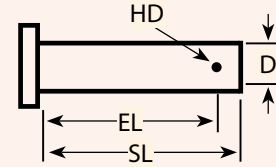
We offer more sizes in many of our hardware lines, if you don't see the size you need, contact customer service or your local sales rep & we'll be glad to locate the product that will best meet your needs.

Clevis Pins



Part Number	Head Dia. (H)	Shank Length (SL)	Effective Length (EL)	Hole Dia. (HD)	Outside Dia. (D)
CLP-0250-2000	.370	2.000	1.859	.094	1/4
CLP-0312-1000	.434	1.000	.781	.141	
CLP-0312-1750	.434	1.750	1.531	.141	5/16
CLP-0312-2000	.434	2.000	1.781	.141	
CLP-0375-1375	.500	1.375	1.141	.156	3/8
CLP-0375-2000	.500	2.000	1.766	.156	
CLP-0437-1250	.560	1.250	1.016	.156	
CLP-0437-1750	.560	1.750	1.516	.156	7/16
CLP-0437-2000	.560	2.000	1.766	.156	
CLP-0500-1500	.620	1.500	1.266	.156	
CLP-0500-2000	.620	2.000	1.766	.156	1/2

Dimensions Explanation For Clevis Pins



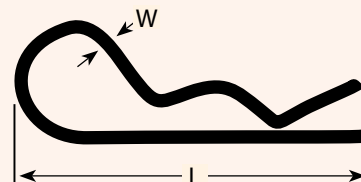
Hitch Pins



Part Number	Wire Dia. (W)	Length (L)
BP-203	3/32	1-5/8
BP-206	3/16	3-1/4
BP-207	3/32	2-5/16
BP-208	3/16	3-1/4
BP-209	.148	3-5/16
BP-210	5/32	2-15/16
BP-211	1/8	2-9/16
BP-214	1/2	2-1/2
BP-215	1/8	1-9/16
BP-216	1/8	1-15/16
BP-219	1/4	3-1/4
BP-220	.310	4-1/16
BP-221	3/64	19/32
BP-222	1/16	1-5/16
BP-223	.042	1
BP-224	3/64	1-9/16
BP-225	5/64	1-3/32
BP-230	7/64	1-1/4

Part Number	Wire Dia. (W)	Length (L)
BP-231	.028	39/64
BP-232	.042	7/16
BP-235	.243	5-1/8
BP-236	1/16	3-1/4
BP-237	.054	7/8
BP-239	23/32	1-7/8

Dimensions Explanation For Hitch Pins



Spring Pins



Standard

Carbon Steel Part Number	Stainless Steel Part Number	Length (L)	Outside Dia. (OD)	Wall Thickness (WT)
SP-062-0250	SPSP-062-0250	1/4"	1/16"	.012"
SP-062-0312	SPSP-062-0312	5/16"		
SP-062-0375	SPSP-062-0375	3/8"		
SP-062-0437	SPSP-062-0437	7/16"		
SP-062-0500	SPSP-062-0500	1/2"		
SP-062-0750	SPSP-062-0750	3/4"		
SP-062-0875	N/A	7/8"		
SP-078-0250	N/A	1/4"		
SP-078-0312	SPSP-078-0312	5/16"	5/64"	.018"
SP-078-0375	SPSP-078-0375	3/8"		
SP-078-0437	N/A	7/16"		
SP-078-0500	SPSP-078-0500	1/2"		
SP-078-0750	SPSP-078-0750	3/4"		
SP-078-0875	SPSP-078-0875	7/8"		
SP-078-1000	SPSP-078-1000	1"		
SP-078-1500	SPSP-078-1500	1-1/2"		
SP-093-0500	SPSP-093-0500	1/2"	3/32"	.022"
SP-093-0625	SPSP-093-0625	5/8"		
SP-093-0750	SPSP-093-0750	3/4"		
SP-093-1000	SPSP-093-1000	1"		
SP-093-1250	N/A	1-1/4"		
SP-093-1375	N/A	1-3/8"		
SP-093-1500	SPSP-093-1500	1-1/2"		
SP-125-0500	SPSP-125-0500	1/2"		
SP-125-0625	SPSP-125-0625	5/8"		
SP-125-0750	SPSP-125-0750	3/4"		
SP-125-1000	SPSP-125-1000	1"		
SP-125-1250	N/A	1-1/4"		
SP-125-1375	SPSP-125-1375	1-3/8"		
SP-125-1500	SPSP-125-1500	1-1/2"		
SP-125-2000	SPSP-125-2000	2"		
SP-156-0750	SPSP-156-0750	3/4"	5/32"	.032"
SP-156-1000	SPSP-156-1000	1"		
SP-156-1250	N/A	1-1/4"		
SP-156-1375	N/A	1-3/8"		
SP-156-1500	SPSP-156-1500	1-1/2"		
SP-156-1625	SPSP-156-1625	1-5/8"		
SP-156-1750	N/A	1-3/4"		
SP-156-2000	SPSP-156-2000	2"		
SP-156-2500	SPSP-156-2500	2-1/2"		

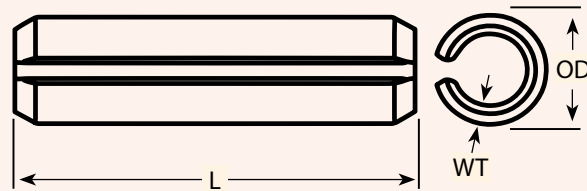
Carbon Steel Part Number	Stainless Steel Part Number	Length (L)	Outside Dia. (OD)	Wall Thickness (WT)
SP-187-0750	SPSP-187-0750	3/4"	3/16"	.040"
SP-187-1000	SPSP-187-1000	1"		
SP-187-1250	SPSP-187-1250	1-1/4"		
SP-187-1375	N/A	1-3/8"		
SP-187-1500	SPSP-187-1500	1-1/2"		
SP-187-1625	SPSP-187-1625	1-5/8"		
SP-187-1750	N/A	1-3/4"		
SP-187-2000	SPSP-187-2000	2"		
SP-187-2500	SPSP-187-2500	2-1/2"		
SP-218-1000	SPSP-218-1000	1"	7/32"	.048"
SP-218-1250	N/A	1-1/4"		
SP-218-1375	N/A	1-3/8"		
SP-218-1500	SPSP-218-1500	1-1/2"		
SP-218-1625	N/A	1-5/8"		
SP-218-1750	N/A	1-3/4"		
SP-218-2000	SPSP-218-2000	2"		
SP-218-2500	SPSP-218-2500	2-1/2"		
SP-250-1000	SPSP-250-1000	1"	1/4"	.048"
SP-250-1250	SPSP-250-1250	1-1/4"		
SP-250-1375	SPSP-250-1375	1-3/8"		
SP-250-1500	SPSP-250-1500	1-1/2"		
SP-250-1625	SPSP-250-1625	1-5/8"		
SP-250-1750	N/A	1-3/4"		
SP-250-2000	SPSP-250-2000	2"		
SP-250-2250	N/A	2-1/4"		
SP-250-2500	SPSP-250-2500	2-1/2"		
SP-312-1000	SPSP-312-1000	1"	5/16"	.063"
SP-312-1500	SPSP-312-1500	1-1/2"		
SP-312-1625	N/A	1-5/8"		
SP-312-1750	SPSP-312-1750	1-3/4"		
SP-312-1875	N/A	1-7/8"		
SP-312-2000	SPSP-312-2000	2"		
SP-312-2500	SPSP-312-2500	2-1/2"		
SP-375-1000	SPSP-375-1000	1"		
SP-375-1250	SPSP-375-1250	1-1/4"		
SP-375-1500	SPSP-375-1500	1-1/2"		
SP-375-1750	N/A	1-3/4"		
SP-375-2000	SPSP-375-2000	2"		
SP-375-2250	SPSP-375-2250	2-1/4"		
SP-375-2500	SPSP-375-2500	2-1/2"		
SP-375-2750	SPSP-375-2750	2-3/4"		

Metric

Carbon Steel Part Number	Length (L)	Outside Dia. (OD)	Wall Thickness (WT)
SPM-015-010-A	10mm	1.5mm	.35mm
SPM-015-016-A	16mm		
SPM-020-010-A	10mm	2mm	.45mm
SPM-020-020-A	20mm		
SPM-025-016-A	16mm	2.5mm	.55mm
SPM-025-026-A	26mm		
SPM-030-016-A	16mm	3mm	.65mm
SPM-030-026-A	26mm		
SPM-030-040-A	40mm	4mm	.80mm
SPM-040-024-A	24mm		
SPM-040-028-A	28mm		
SPM-040-035-A	35mm		
SPM-040-040-A	40mm		
SPM-050-026-A	26mm		
SPM-050-032-A	32mm		
SPM-050-045-A	45mm		

Carbon Steel Part Number	Length (L)	Outside Dia. (OD)	Wall Thickness (WT)
SPM-060-030-A	30mm	6mm	1.2mm
SPM-060-036-A	36mm		
SPM-060-050-A	50mm		
SPM-080-028-A	28mm	8mm	1.6mm
SPM-080-040-A	40mm		

Dimensions Explanation For Spring Pins

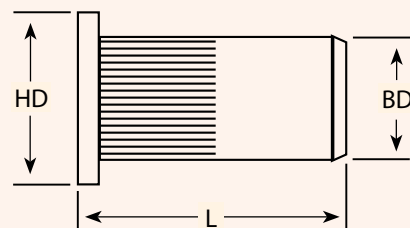


Steel Ribbed Nut Serts



Part Number	Thread Size	Grip Range	Head Dia. (HD)	Body Dia. (BD)	Length (L)	Hole Size
RNS-632-080	6-32	.020 - .080"	.390"	.265"	.420"	.266"
RNS-632-130	6-32	.080 - .130"	.390"	.265"	.470"	.266"
RNS-832-080	8-32	.020 - .080"	.390"	.265"	.420"	.266"
RNS-832-130	8-32	.080 - .130"	.390"	.265"	.470"	.266"
RNS-1024-130	10-24	.020 - .130"	.415"	.296"	.475"	.297"
RNS-1024-225	10-24	.130 - .225"	.415"	.296"	.585"	.297"
RNS-1032-130	10-32	.020 - .130"	.415"	.296"	.475"	.297"
RNS-1032-225	10-32	.130 - .225"	.415"	.296"	.585"	.297"
RNS-2520-165	1/4-20	.027 - .165"	.500"	.390"	.580"	.391"
RNS-2520-260	1/4-20	.165 - .260"	.500"	.390"	.680"	.391"
RNS-51618-15	5/16-18	.027 - .150"	.685"	.530"	.690"	.531"
RNS-51618-31	5/16-18	.150 - .312"	.685"	.530"	.805"	.531"
RNS-3816-150	3/8-16	.027 - .150"	.685"	.530"	.690"	.531"
RNS-3816-312	3/8-16	.150 - .312"	.685"	.530"	.805"	.531"
RNS-5013-200	1/2-13	.063 - .200"	.865"	.685"	1.150"	.688"
RNS-5013-350	1/2-13	.200 - .350"	.865"	.685"	1.300"	.688"

Dimensions Explanation For Nut Serts



Need a tool for your Nut Serts? Order part # AU-11806 or RNT-39300.



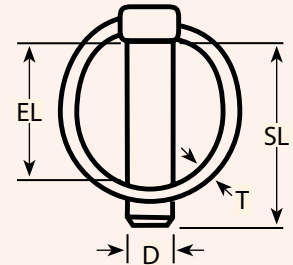
We offer more sizes in many of our hardware lines, if you don't see the size you need, contact customer service or your local sales rep & we'll be glad to locate the product that will best meet your needs.

Lynch Pins



Part Number	Effective Length	Shank Length	Wire Dia.	Nominal Dia.
LP-187-1250	1-1/4	1-9/16	.138	3/16
LP-187-1312	1-5/16	1-9/16		
LP-250-1250	1-1/4	1-9/16	.138	1/4
LP-250-1312	1-5/16	1-3/4		
LP-312-1375	1-3/8	1-3/4	.138	5/16
LP-312-1750	1-3/4	2		
LP-437-1343	1-11/32	1-9/16	.138	7/16
LP-437-1375	1-3/8	1-3/4		
LP-437-1625	1-5/8	1-15/16		

Dimensions Explanation For Lynch Pins



Liquid Tight Breakthrough Plugs



- Provides liquid tight closure when used as a plug
- When pierced, functions as a liquid tight bushing that convert raw edged holes to smooth, neat insulated holes
- Insulate & mechanically protect electrical & telecommunications cable, tubing, hose, rope & utility lines
- Locking fingers (in fractional increments up to max panel thickness) snap into holes with fingertip pressure
- Withstands a push back force of greater than 35lbs.
- IP 67/68 rating; UL 635 certified

Part Number	Cable O.D.	Panel Thickness	Mounting Hole Dia.
LTPH-200	.080 - .200	.063 - .250	.500
LTPH-375	.130 - .375	.063 - .250	.625
LTPH-400	.175 - .400	.063 - .250	.750
LTPH-450	.130 - .450	.063 - .250	.875
LTPH-715	.200 - .715	.063 - .250	1.00
LTPH-765	.250 - .765	.063 - .250	1.093
LTPH-950	.300 - .950	.063 - .250	1.375
LTPH-1060	.375 - 1.060	.063 - .250	1.50
LTPL-200	.080 - .200	.063 max	.500
LTPL-375	.130 - .375	.063 max	.500
LTPL-400	.175 - .400	.063 max	.750
LTPL-450	.130 - .450	.063 max	.875
LTPL-715	.200 - .715	.063 max	1.00
LTPL-765	.250 - .765	.063 max	1.093

Don't need just one LTP Plug? We offer all of the most popular sizes in one convenient 16-compartment box. For details on ordering our Liquid Tight Plug Kit (LTP-KIT), see page 429.

We offer more sizes in many of our hardware lines, if you don't see the size you need, contact customer service or your local sales rep & we'll be glad to locate the product that will best meet your needs.

Tapered Cap/Plugs



- Designed to plug multiple inner diameters & cap multiple outer diameters
- Made of low density polyethylene

Part Number	Cap Fits (O.D.)	Plug Fits (I.D.)	Overall Height
CPL-5	.175 - .240	.302 - .240	.375
CPL-7	.234 - .301	.365 - .300	.375
CPL-9	.299 - .365	.428 - .360	.375
CPL-10	.325 - .396	.460 - .390	.375
CPL-11	.356 - .421	.485 - .420	.375
CPL-12	.385 - .448	.512 - .447	.406
CPL-13	.409 - .485	.547 - .490	.500
CPL-16	.468 - .555	.620 - .531	.500

Part Number	Cap Fits (O.D.)	Plug Fits (I.D.)	Overall Height
CPL-17	.485 - .568	.634 - .550	.500
CPL-18	.520 - .605	.675 - .580	.531
CPL-21	.575 - .665	.728 - .641	.500
CPL-26	.662 - .760	.825 - .725	.500
CPL-27	.686 - .777	.848 - .750	.625
CPL-29	.754 - .868	.931 - .820	.625
CPL-35	.832 - .975	1.040 - .895	.750
CPL-41	.938 - 1.079	1.145 - 1.002	.750
CPL-44	1.090 - 1.205	1.292 - 1.165	.750
CPL-46	1.140 - 1.295	1.350 - 1.235	.750
CPL-54	1.456 - 1.537	1.602 - 1.520	.750
CPL-55	1.497 - 1.620	1.673 - 1.560	.750

Grease Fittings



Metric Thread

Part Number	Description	Height	Shank	Hex	Size
GF-6MM	Straight	19/32	1/4	7mm	6mm
GF-6MM-45	45° angle	13/16	7/32	10mm	
GF-6MM-90	90° angle	3/4	7/32	10mm	
GF-8MM	Straight	5/8	1/4	9mm	8mm
GF-8MM-45	45° angle	13/16	7/32	9mm	
GF-8MM-90	90° angle	45/64	7/32	9mm	
GF-10MM	Straight	5/8	1/4	11mm	10mm
GF-10MM-45	45° angle	13/16	7/32	11mm	
GF-10MM-90	90° angle	45/64	7/32	11mm	

Need a variety of grease fittings? We offer all of our most popular types & sizes in one convenient box. For details on ordering our Grease Fitting Kit (GREASE-FIT-KIT), see page 428.

All of our grease fittings are packaged in quantities of 50.

Pipe Thread

Part Number	Description	Height	Shank	Hex	Size
GF-18	Straight	11/16	19/64	7/16	1/8
GF-18L	Str. / long	1-1/4	25/32	7/16	
GF-18XL	Str. / x-long	1-3/4	1-17/64	7/16	
GF-18-45	45° angle	57/64	19/64	7/16	1/4
GF-18-90	90° angle	37/32	19/64	7/16	
GF-14	Straight	7/8	27/64	9/16	

Taper Thread

Part Number	Description	Height	Shank	Hex	Size
GF-14T	Straight	35/64	3/16	5/16	1/4 -28
GF-14TL	Str. / long	11/16	23/64	5/16	
GF-14T-45	45° angle	13/16	13/64	3/8	
GF-14T-90	90° angle	3/4	13/64	3/8	

Grease Fittings, cont'd

Thread Forming

Part Number	Description	Height	Shank	Hex	Size
GF-18TF	Straight	35/64	3/16	5/16	1/8 NPT
GF-14TF	Str. / long	11/16	23/64	5/16	1/4-28 NPT
GF-14TF-90	90° angle	3/4	13/64	3/8	

Drive Fitting

Part Number	Description	Height	Shank	Hex	Size
GF-316D	Straight	33/64	1/4	5/16	3/16
GF-14D	Straight	35/64	1/4	11/32	1/4
GF-516D	Straight	35/64	1/4	3/8	5/16

Blind Rivets



BRAA Part Number	BRAS Part Number	BRSS Part Number	Mandrel Dia.	Flange Dia.	Barrel Length	Grip Range	Rivet Size
BRAA-42D	BRAS-42D	BRSS-42D	.076	.250	.275	.020-.125	1/8
BRAA-43D	BRAS-43D	BRSS-43D	.076	.250	.337	.126-.187	
BRAA-44D	BRAS-44D	BRSS-44D	.076	.250	.400	.188-.250	
BRAA-45D	BRAS-45D	BRSS-45D	.076	.250	.462	.251-.312	
BRAA-46D	BRAS-46D	BRSS-46D	.076	.250	.525	.313-.375	
BRAA-48D	BRAS-48D	BRSS-48D	.076	.250	.650	.376-.500	
BRAA-44DL	N/A	N/A	.076	.390	.400	.188-.250	1/8 Large Flange
N/A	BRAS-46DL	N/A	.076	.390	.525	.313-.375	
N/A	BRAS-48DL	N/A	.076	.390	.650	.376-.500	
BRAA-52D	BRAS-52D	BRSS-52D	.095	.312	.300	.020-.125	5/32
BRAA-54D	BRAS-54D	BRSS-54D	.095	.312	.425	.125-.250	
BRAA-56D	BRAS-56D	BRSS-56D	.095	.312	.550	.251-.375	
BRAA-62D	BRAS-62D	BRSS-62D	.114	.375	.325	.020-.125	3/16
BRAA-64D	BRAS-64D	BRSS-64D	.114	.375	.450	.126-.250	
BRAA-66D	BRAS-66D	BRSS-66D	.114	.375	.575	.251-.375	
BRAA-68D	BRAS-68D	BRSS-68D	.114	.375	.700	.376-.500	
BRAA-610D	BRAS-610D	BRSS-610D	.114	.375	.825	.501-.625	
BRAA-64DL	BRAS-64DL	BRSS-64DL	.114	.650	.450	.126-.250	
BRAA-66DL	BRAS-66DL	BRSS-66DL	.114	.650	.575	.251-.375	
BRAA-68DL	BRAS-68DL	BRSS-68DL	.114	.650	.700	.376-.500	
BRAA-610DL	BRAS-610DL	BRSS-610DL	.114	.650	.825	.501-.625	
N/A	N/A	BRSS-86D	.125	.500	.625	.251-.375	1/4
N/A	N/A	BRSS-88D	.125	.500	.750	.376-.500	
N/A	N/A	BRSS-812D	.125	.500	1.00	.626-.750	

Terminal Supply carries three types of blind rivets in a wide variety of sizes, one to fit all of your applications:

BRAA: Aluminum Rivet / Aluminum Mandrel

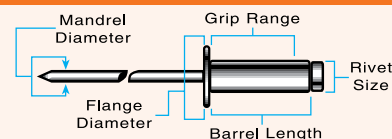
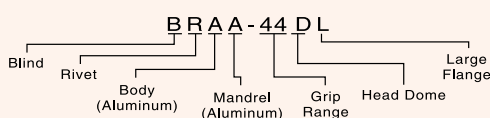
BRAS: Aluminum Rivet / Steel Mandrel

BRSS: Steel Rivet / Steel Mandrel

We offer an assortment for every type of rivet you see here: Aluminum/Aluminum (BRAA-KIT), Aluminum/Steel (BRAS-KIT) & Steel/Steel (BRSS-KIT). Get all of our most popular sizes in one box, for all of the info, see page 428.

For the perfect tool to pull all of these rivets, order our Cast Aluminum Blind Rivet Tool (RT-18) shown on page 439.

Part Number & Dimensions Explanation For Blind Rivets



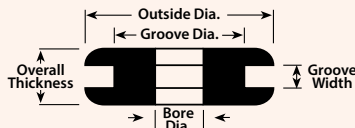
Rubber Grommets



Part Number	Bore Dia.	Groove Width	Groove Dia.	Outside Dia.	Overall Thickness
RG-54G	1/8	1/16	1/4	11/32	3/16
RG-1734	3/16	3/32	9/32	7/16	7/32
RG-2286	3/16	1/16	5/16	7/16	3/16
RG-2852	3/16	1/8	5/16	7/16	1/4
RG-97	1/4	1/16	7/16	5/8	3/16
RG-2755	1/4	3/16	1	1-1/4	3/8
RG-2901	1/4	3/32	3/8	1/2	1/4
RG-2902	1/4	1/16	3/8	1/2	7/32
RG-2903	1/4	1/8	3/8	1/2	9/32
RG-5436	1/4	1/16	55/64	1-3/64 (cone)	11/16
RG-263	5/16	1/16	7/16	9/16	3/16
RG-2113	5/16	1/16	9/16	13/16	5/16
RG-2280	5/16	1/16	3/4	1	5/16
RG-2538	5/16	3/32	7/16	5/8	5/16
RG-230	3/8	1/16	1/2	5/8	1/4
RG-545	3/8	1/8	1/2	5/8	13/32
RG-828	3/8	1/4	1/2	3/4	1/2
RG-2281	3/8	1/16	5/8	7/8	5/16
RG-2558	3/8	1/4	5/8	7/8	1/2
RG-2758	3/8	3/16	5/8	7/8	7/16
RG-2858	3/8	1/8	5/8	7/8	3/8
RG-560	7/16	3/16	9/16	11/16	3/8
RG-1787	7/16	1/16	9/16	3/4	1/4
RG-2426	1/2	1/16	1	1-1/4	1/4
RG-653	1/2	1/8	3/4	1	1/2
RG-1862	1/2	3/32	3/4	31/32	9/32
RG-2283	1/2	1/16	13/16	1-1/16	5/16
RG-2561	1/2	1/4	13/16	1-1/16	1/2
RG-2341	1/2	3/32	25/32	1	11/32
RG-1720	9/16	1/16	3/4	7/8	15/64
RG-2295	9/16	1/16	13/16	1-1/16	5/16

Part Number	Bore Dia.	Groove Width	Groove Dia.	Outside Dia.	Overall Thickness
RG-2285	5/8	1/16	7/8	1-1/8	5/16
RG-2564	5/8	1/4	7/8	1-1/8	1/2
RG-2764	5/8	3/16	7/8	1-1/8	7/16
RG-2864	5/8	1/8	7/8	1-1/8	3/8
RG-2273	11/16	1/16	1	1-5/16	3/8
RG-2766	11/16	3/16	1	1-5/16	1/2
RG-804	3/4	1/16	1-1/16	1-3/8	3/8
RG-2274	3/4	1/16	1-1/4	1-5/8	1/4
RG-2567	3/4	1/4	1-1/16	1-3/8	9/16
RG-2870	7/8	1/8	1-1/4	1-5/8	1/2
RG-2035	1	1/4	1-1/4	1-1/2	1/2
RG-2277	1	1/16	1-3/8	1-3/4	7/16
RG-2572	1	1/4	1-3/8	1-3/4	5/8
RG-2092	1-1/8	1/16	1-1/2	1-7/8	3/8
RG-2802	1-5/16	1/8	1-5/8	2	7/16
RG-2803	1-5/16	1/16	1-5/8	2	3/8
RG-2034	1-1/2	1/4	1-3/4	2	1/2
RG-2875	1-1/2	1/8	1-3/4	2-1/8	1/2
RG-2775	1-1/2	3/16	1-3/4	2-1/8	9/16
RG-2804	2-1/8	1/8	2-1/2	2-7/8	1/2
RG-2805	2-1/8	1/16	2-1/2	2-7/8	7/16

Dimensions Explanation For Rubber Grommets



Need more than one size of rubber grommet? Order our Rubber Grommet Kit (GROMMET-KIT) and get 32 different sizes in one box! See page 428 for info.

We offer more sizes in many of our hardware lines, if you don't see the size you need, contact customer service or your local sales rep & we'll be glad to locate the product that will best meet your needs.

Snap Bushings - Nylon



- Converts raw-edged holes to neat insulated holes
- Locking "fingers" snap in holes w/ fingertip pressure
- Withstands a push back force of 35 pounds
- Protects & insulates cables, tubing, hose, rope & utility lines
- Available to fit 1/4" (6.4mm) to 6" (152.4mm) dia. holes

Part Number	Max Thickness	Mounting Dia.	Inside Dia.	Head Dia.	Overall Height
SB-2000	.062	.250	.125	.312	.312
SB-2010	.062	.312	.187	.375	.312
SB-2020	.125	.375	.187	.468	.406
SB-2030	.125	.375	.250	.468	.406
SB-2017	.172	.375	.281	.468	.406
SB-2038	.125	.437	.270	.531	.406
SB-2043	.125	.437	.312	.531	.406
SB-2058	.125	.500	.250	.578	.406
SB-2049	.125	.500	.312	.578	.406
SB-2053	.125	.500	.391	.578	.406
SB-2060	.125	.562	.312	.656	.406
SB-2063	.125	.562	.391	.656	.406
SB-2066	.125	.562	.437	.656	.406
SB-2075	.125	.625	.250	.718	.406
SB-2070	.125	.625	.437	.718	.406
SB-2073	.125	.625	.500	.718	.406
SB-2830	.250	.625	.500	.703	.531
SB-2083	.125	.687	.500	.781	.406
SB-2086	.125	.687	.562	.781	.406
SB-2090	.125	.750	.391	.843	.406
SB-2092	.125	.750	.500	.843	.406
SB-2093	.125	.750	.562	.843	.406
SB-2096	.125	.750	.609	.843	.406
SB-2840	.250	.750	.625	.828	.531
SB-2100	.125	.812	.562	.890	.406
SB-2103	.125	.812	.625	.890	.406
SB-2110	.125	.875	.375	.953	.453

Part Number	Max Thickness	Mounting Dia.	Inside Dia.	Head Dia.	Overall Height
SB-2113	.125	.875	.437	.953	.453
SB-2116	.125	.875	.500	.953	.453
SB-2120	.125	.875	.562	.953	.453
SB-2123	.125	.875	.625	.953	.453
SB-2126	.125	.875	.687	.953	.453
SB-2140	.125	1.000	.766	1.125	.453
SB-2160	.125	1.125	.812	1.218	.453
SB-2163	.125	1.125	.875	1.218	.453
SB-2166	.125	1.125	.937	1.218	.453
SB-2182	.125	1.187	.937	1.312	.453
SB-2198	.125	1.250	.937	1.359	.453
SB-2201	.125	1.250	1.000	1.310	.453
SB-2210	.125	1.375	1.000	1.468	.453
SB-2233	.125	1.500	10.62	1.609	.453
SB-2236	.125	1.500	1.125	1.609	.453
SB-2240	.125	1.500	1.312	1.609	.453
SB-2300	.125	1.750	1.375	1.875	.453
SB-2400	.125	2.000	1.640	1.125	.453
SB-2406	.125	2.000	1.750	2.125	.453
SB-2417	.250	2.250	1.860	2.480	.720
SB-2420	.250	2.500	1.970	2.660	.720
SB-2461	.250	3.000	2.470	3.160	.720

Dimensions Explanation For Snap Bushings



Do you need an assortment of snap bushings? Consider one of our Snap Bushing Kits. We have a 230 piece kit (SB-KIT-LG) & a 110 piece kit (SB-KIT-SM), one to fit every need!

We offer more sizes in many of our hardware lines, if you don't see the size you need, contact customer service or your local sales rep & we'll be glad to locate the product that will best meet your needs.

O-Rings



Standard O-Rings

- Material: Nitrile (Buna N) B46-70
- Hardness: 70 Shore A Durometer
- Temp Range: -40° to 275°F
- Performs satisfactorily in petroleum lubricants & hydraulic oils, gasoline, water & alcohol
- UL Listed

Part Number	I.D.	O.D.	Cross Section
OR-006	1/8	1/4	
OR-007	5/32	9/32	
OR-008	3/16	5/16	
OR-009	7/32	11/32	
OR-010	1/4	3/8	
OR-011	5/16	7/16	
OR-012	3/8	1/2	
OR-013	7/16	9/16	
OR-014	1/2	5/8	1/16
OR-015	9/16	11/16	
OR-016	5/8	3/4	
OR-017	11/16	13/16	
OR-018	3/4	7/8	
OR-019	13/16	15/16	
OR-020	7/8	1	
OR-021	15/16	1-1/16	
OR-022	1	1-1/8	

Part Number	I.D.	O.D.	Cross Section
OR-023	1-1/16	1-3/16	
OR-024	1-1/8	1-1/4	
OR-025	1-3/16	1-5/16	
OR-026	1-1/4	1-3/8	1/16
OR-027	1-5/16	1-7/16	
OR-028	1-3/8	1-1/2	
OR-110	3/8	9/16	
OR-111	7/16	5/8	
OR-112	1/2	11/16	
OR-113	9/16	3/4	3/32
OR-114	5/8	13/16	
OR-115	11/16	7/8	
OR-116	3/4	15/16	
OR-210	3/4	1	
OR-211	13/16	1-1/16	1/8
OR-212	7/8	1-1/8	
OR-213	15/16	1-3/16	

Part Number	I.D.	O.D.	Cross Section
OR-214	1	1-1/4	
OR-215	1-1/16	1-5/16	
OR-216	1-1/8	1-3/8	
OR-217	1-3/16	1-7/16	
OR-218	1-1/4	1-1/2	
OR-219	1-5/16	1-9/16	
OR-220	1-3/8	1-5/8	1/8
OR-221	1-7/16	1-11/16	
OR-222	1-1/2	1-3/4	
OR-223	1-5/8	1-7/8	
OR-224	1-3/4	2	
OR-225	1-7/8	2-1/8	
OR-226	2	2-1/4	
OR-325	1-1/2	1-7/8	
OR-326	1-5/8	2	3/16
OR-327	1-3/4	2-1/8	

Hydraulic O-Rings

- Material: Nitrile (Buna N)
- Hardness: 90 Durometer
- Temp Range: -40° to 250°F
- Performs satisfactorily in all hydraulic applications
- SAE J515 Type CH

Part Number	I.D.	Cross Section
W-252X8	.734	
W-252X12	.984	
W-252X16	1.296	.139
W-252X20	1.489	
W-252X24	1.859	
W-252X32	2.656	
W-4629X4	.301	
W-4629X6	.364	.070
W-4629X8	.489	
W-4629X10	.614	

Part Number	I.D.	Cross Section
W-4629X12	.739	
W-4629X16	.926	.070
W-4629X20	1.176	
W-4629X24	1.489	
W-7629X4	.351	.072
W-7629X5	.414	
W-22617-6	.468	.078
W-7629X8	.644	.087
W-7629X10	.755	.097
W-7629X12	.924	.116

Part Number	I.D.	Cross Section
W-7629X16	1.171	.116
W-7629X20	1.475	
W-7629X24	1.720	.118
W-7629X32	2.337	

Need some of everything?
Order our Hydraulic O-Ring Kit (#W-TSOR-24), it contains 288 pieces of all of the o-rings you see here in our 24 compartment small metal box.

Contents




Cable Ties & Mounts	398
Hellermann Tyton Cable Ties	398
Hellermann Tyton Cable Tie Mounts	401
Thomas & Betts Cable Ties	492




Clamps	403
Cable Clamps	403
Push On Frame Clips	404
Vinyl Insulated Clamps	404
Rubber Cushion Clamps	405



Hose Clamps	406
Micro Hose Clamps	406
General Purpose Hose Clamps	406
T-Bolt Hose Clamps	407
Spring Loaded T-Bolt Hose Clamps	407
Liner Hose Clamps	408
Constant-Torque® Hose Clamps	408
Hose Clamp Racks	409



Ratchet P Clamps	409
-------------------------	------------



Mechanics Wire	409
-----------------------	------------



Loom	410
Convoluted Split Loom & Accessories	410
Spiral Cut Loom	411
Fabric Loom	411
Expandable Self-Fitting Loom	411
Split Semi-Rigid Sleeving	412



Liquid Tight Strain Relief Cord Grips	412
--	------------



Shrink Tubing	413
Non-Adhesive Lined Shrink Tubing	413
Adhesive Lined Shrink Tubing	414
Adhesive Clips	414



Tape & Sealant	418
Duct Tape	418
Splicing Tape	418
Electrical Tape	419
Miscellaneous Tape	420
Adhesive Sealant	421



Hook & Loop	422
------------------------	------------

REFERENCE

Shrink Tubing Sizing Chart	415
Shrink Tubing Colors	416

Cable Ties & Mounts

HellermannTyton Cable Ties

- Standard color: natural, to order colors add the color's abbreviation to end of the part number, EX: TRS-BLU
- Please note that manufacturer minimums may apply with ALL colored ties
- Black cable ties are UV resistant

Colors			
Natural	none	Orange	ORG
Black	BLK	Purple	PUR
Blue	BLU	Red	RED
Brown	BRN	Telco Gray	TGY
Green	GRN	White	WHT
Slate Gray	GRY	Yellow	YEL



Best Selling Standard Cable Ties

- Suggested tools: GRN-45300, EVO-9

	Part Number	Tensile Strength	Max Bundle Dia.	Length	Width	Natural	BLK	BLU	BRN	GRN	GRY	ORG	PUR	RED	TGY	WHT	YEL
	TRS-BLK	18lbs.	3/4"	4"	.10"	X	X	X	X	X	X	X	X	X		X	X
 <i>Mounts w/ a #4 screw</i>	TRS-35-BLK	18lbs.	3/4"	4-1/4"	.10"	X	X										
	TRM-24-BLK	30lbs.	1-1/4"	6"	.14"	X	X	X	X	X	X	X	X	X		X	X
	TRM-BLK	50lbs.	1-3/4"	8"	.18"	X	X	X	X	X	X	X	X	X	X	X	X
 <i>Mounts w/ a #10 screw</i>	TRM-35-BLK	50lbs.	1-3/4"	8-1/2"	.18"	X	X										
	TRL-11-BLK	50lbs.	3"	11-3/4"	.18"	X	X	X	X	X	X			X		X	X
	TRL-BLK	50lbs.	4"	15-1/2"	.18"	X	X	X	X	X		X	X	X	X	X	X

Heavy Duty Cable Ties

- Suggested tools: EVO-9

	Part Number	Tensile Strength	Max Bundle Dia.	Length	Width	Natural	BLK	BLU	BRN	GRN	GRY	ORG	PUR	RED	TGY	WHT	YEL
	TRL-HD-BLK	120lbs.	4"	15-1/4"	.30"	X	X		X	X	X			X	X	X	X
 <i>Mounts w/ a 1/4" screw</i>	TRL-HD-35-BLK	120lbs.	4"	16-1/4"	.30"	X	X										

Cable ties similar to our TRS, TRM-24, TRM, TRL-11, TRL & TRL-HD are now available in OEM Bulk Packs. These general purpose ties are value priced & packed in various quantities. For more info contact your sales rep or customer service.

An assortment of TSC cable ties is available in our Cable Tie Kit, natural (TIE-RAP-KIT) or black (TIE-RAP-KIT-BLK). All come packed in one box, with 4-way mounts. See page 429 for details.

HellermannTyton Cable Ties, cont'd

Standard Cable Ties


- Suggested tools: TWT-1, EVO-7, EVO-9, GRN-45300
- Standard color: natural, to order black add -BLK to end of the part number, EX: T-18S-BLK
- Black cable ties are UV resistant



Part Number	Tensile Strength	Max Bundle Dia.	Length	Width
T-18S	18lbs.	.625"	3.375"	.09"
T-18I	18lbs.	1.25"	5.667"	.1"
T-18L	18lbs.	2.17"	8"	.1"
T-30L	30lbs.	1.97"	7.48"	.14"
T-30LL	30lbs.	3.15"	11.42"	.14"
T-30XL	30lbs.	4.13"	14.37"	.14"
T-40R	40lbs.	2"	8.5"	.15"
T-40I	40lbs.	3"	11.5"	.15"
T-40L	40lbs.	4"	14.5"	.15"
T-50S	50lbs.	1.25"	6.5"	.18"

Identification Cable Ties

- Suggested tools: TWT-1, EVO-9
- Standard color: natural
- Large, flat area for imprinting or writing to identify & tie cables in one operation



Part Number	Tensile Strength	Max Bundle Dia.	Length	Width	Fig.
IT-18R	18lbs.	.75"	4"	.1"	A
IT-18FL	18lbs.	.75"	4.25"	.1"	C
IT-50R	50lbs.	1.75"	8"	.18"	B
IT-50RD	50lbs.	1.75"	8"	.18"	D
IT-50L	50lbs.	4"	15"	.18"	E
IT-50RT	50lbs.	1.75"	8"	.18"	F

Heavy Duty Cable Ties

- Suggested tools: TWT-2, EVO-9
- Standard color: natural, to order black add -BLK to end of the part number, EX: T-120S-BLK
- Black cable ties are UV resistant
- T-150XL is available in orange, to order use -ORG



Part Number	Tensile Strength	Max Bundle Dia.	Length	Width	Fig.
T-120S	120lbs.	2"	8.875"	.3"	A
T-120I	120lbs.	3"	11.875"	.3"	A
T-120L	120lbs.	8.75"	29.75"	.3"	A
T-150R	175lbs.	4"	15"	.35"	A
T-150M	175lbs.	6"	21"	.35"	A
T-150L	175lbs.	9"	32"	.35"	A
T-150LL	175lbs.	11"	36"	.35"	A
T-150XL	175lbs.	13"	43"	.35"	A
T-250S	250lbs.	2"	9"	.5"	B
T-250R	250lbs.	5.71"	20.47"	.5"	B
T-250M	250lbs.	6"	23"	.5"	B
T-250I	250lbs.	8"	29"	.5"	B
T-250L	250lbs.	10"	35"	.5"	B
T-250XL	250lbs.	12"	40"	.5"	B

Releasable Cable Ties

- Standard color: natural, to order black add -BLK to end of the part number, EX: RT-40R-BLK
- Black cable ties are UV resistant
- Perfect for prototype construction & service requiring addition of wires to existing harness



Part Number	Tensile Strength	Max Bundle Dia.	Length	Width
RT-40R	40lbs.	2"	8.5"	.16"
RT-50S	50lbs.	1.375"	6.5"	.18"
RT-50LL	50lbs.	4"	15.5"	.18"

HellermannTyton Cable Ties, cont'd

Button Head Cable Ties

- Suggested tools: TWT-2, T-150HD
- Standard color: black
- Black cable ties are UV resistant
- Two piece tie that provides parallel entry & exits through the head
- Operating temp: -44° to 221°F



Part Number	Tensile Strength	Max Bundle Dia.	Length	Width
BT-105R	105lbs.	2.625"	9.625"	.22"
BT-105L	105lbs.	4.3125	15"	.22"

Dual Clamp Cable Ties

- Suggested tools: TWT-2
- Standard color: black
- Black cable ties are UV resistant
- Prevents hoses from rubbing together
- 1/4" stud mount to secure bundle along chassis
- Releasable & adjustable
- Operating temp: -40° to 230°F



Part Number	Tensile Strength	Max Bundle Dia.	Length	Width
DCT-13	150lbs.	1.3" per side	12.9"	.5"
DCT-19	150lbs.	2.3" per side	19.2"	.5"

Fir Tree Push Mount Cable Ties

- Suggested tools: EVO-7, EVO-9, TWT-1
- Standard color: black
- Black cable ties are UV resistant & heat stabilized
- Fir tree is 1/4" dia. works w/ mount hole .25-.26" dia. Will work w/ metal, wood or plastic with a panel thickness .05-.28"
- Operating temp: -44° to 221°F



Part Number	Tensile Strength	Max Bundle Dia.	Length	Width
T-50RTM	50lbs.	2"	8.39"	.18"

Aerial Support Spacer Cable Ties

- Suggested tools: EVO-9, T-250-TOOL
- Standard color: black
- Ties are UV, saltwater & chemical resistant
- One piece tie designed for standard spacing applications
- Operating temp: -40° to 230°F



Part Number	Tensile Strength	Max Bundle Dia.	Length	Width
TAS-100L	100lbs.	4.5"	16"	.5"

Clamp Cable Ties

- Suggested tools: EVO-7, EVO-9
- Standard color: natural, to order black add -BLK to end of the part number, EX: CTT-60R-BLK
- Black cable ties are UV resistant
- Features a curved head for securing low pressure hoses
- Operating temp: -40° to 185°F (221°F for black)



Part Number	Tensile Strength	Max Bundle Dia.	Length	Width
CTT-20R	20lbs.	.5"	4"	.10"
CTT-60R	60lbs.	1.75"	8"	.18"

Blind Hole Mount Offset Cable Ties

- Standard color: black
- Black cable ties are heat stabilized
- Reusable fastener can be extracted from hole using a 5/16" hex driver
- Operating temp: -40° to 257°F



Part Number	Tensile Strength	Max Bundle Dia.	Length	Offset Length
157-00329	50lbs.	1.97"	8"	.71"

HellermannTyton Cable Ties, cont'd

Blind Hole Mount Cable Ties

- Standard color: black
- Black cable ties are heat stabilized
- Reusable fastener can be extracted from hole using a 5/16" hex driver
- Operating temp: -40° to 257°F



Part Number	Tensile Strength	Max Bundle Dia.	Length
156-01807	50lbs.	1.40"	6"
156-01796	50lbs.	1.97"	8"
156-01726	50lbs.	1.97"	8"

Wide Strap Cable Ties

- Suggested tools: EVO-9
- Standard color: black
- UV, heat & impact resistant
- Wider & thinner strap design increases flexibility & minimizes bundle pinching
- Operating temp: -40° to 221°F



Part Number	Tensile Strength	Max Bundle Dia.	Length	Width
WSCT-9-BLK	120lbs.	2.3"	9.1"	.5"
WSCT-12-BLK	120lbs.	3.4"	12.1"	.5"
WSCT-15-BLK	120lbs.	4.1"	15.1"	.5"

HellermannTyton Cable Tie Mounts

Saddle Mounts

- Secures multiple bundles to separate them & prevent chafing & wear
- Made from high impact modified, heat stabilized, UV resistant black nylon 6/6 material
- Works with any cable tie .18" - .5" in width
- Operating temp: -40° to 221°F



S3STM-50



S2HM-250

Part Number	Mounting Hole	Panel Thickness	Standoff Height	Max Bundle Dia.
S3STM-50	.50"	.075"-.515"	1.3"	1.5"-5"
S2HM-250	.25"	.16"-.75"	.90"	3.5"

Fir Tree Mounts

- Grips inside of a hole in sheet metal, wood & cast iron
- Works w/ any cable tie up to .20" wide
- Made of UV resistant, 6/6 black nylon
- Operating temp: -40° to 230°F
- FT-10-TRM comes supplied w/ a TRM-BLK



Part Number	Mounting Hole	Panel Thickness	Length	Width
FT-6	.256"-.276"	.028"-.193"	.53"	.63"
FT-10-TRM	0.382"-0.394"	.031"-.197"	.75"	.71"

High Bond Heavy Duty Harness Clips

- Extremely durable adhesive achieves high pull-off force
- Two-piece ratcheting wedge design allows for easy size adjustment
- Made from polyamide 6.6, heat stabilized, glass fiber reinforced material
- Operating temp: -40° to 284°F



Part Number	Panel Thickness	Size (L x W x H)	Color
151-01565	.20"		Black/green
151-01566	.16" - .35"	1.21" x 1.13" x 1.7"	Black
151-01567	.31" - .51"		Black/gray

Low Profile Mounts

- Secures bundles where space is limited
- Standard color: natural
- Operating temp: -44° to 185°F



Part Number	Cable Tie Series	Mounting	Length	Width
MB-2	T18 thru T50	#8 screw	.810"	.495"

HellermannTyton Cable Tie Mounts, cont'd

Single Screw Mounts

- Secured w/ single screw
- Standard color: white, to order black add -BLK to end of the part number, EX: CTM-0-BLK
- Operating temp: -40° to 185°F



Part Number	Cable Tie Series	Mounting	Length	Width
CTM-0	T18 thru T50	#6 screw	.6"	.38"
CTM-1	T18 thru T50	#8 screw	.6"	.38"
CTM-2	T18 thru T120	#8 screw	.857"	.605"
CTM-3	T18 thru T120	#10 screw	.858"	.609"
CTM-4	T18 thru T120	.25" screw	.864"	.616"

2-Way Mounting Bases

- Ties can be inserted from two sides
- Standard color: white, to order black add -BLK to end of the part number, EX: MB-4A/SH-BLK
- Operating temp: -40° to 185°F



Part Number	Cable Tie Series	Mounting	Length	Width
MB-4A/SH	T18 thru T50	Adhesive	1.125"	1.125"

Wide Strap Mounting Bases

- Ties can be inserted from two sides
- Standard color: black



Part Number	Cable Tie Series	Mounting	Length	Width
WSCTM-BLK	WSCT	Adhesive	1.49"	1.49"

Anchor Mounts

- Ties can be inserted from any side, so mount can be placed parallel or perpendicular to wires
- Standard color: white, to order black add -BLK to end of the part number, EX: CTAM-1-BLK
- Operating temp: -44° to 185°F



Part Number	Cable Tie Series	Mounting	Length	Width
CTAM-1	T18 thru T50	#8 screw	.8"	.4"
CTAM-2	T18 thru T50	#10 screw	.8"	.4"

Push Mounts

- Once installed in pre-drilled hole, the mount locks into place
- Max panel thickness: .134"
- Operating temp: -40° to 185°F



Part Number	Cable Tie Series	Mounting	Length	Width
TM1/SF	T18 thru T50	.250" hole	.62"	.4"

4-Way Mounting Bases

- Ties can be inserted from two sides
- Standard color: white, to order black add -BLK to end of the part number, EX: MB-3-BLK
- Operating temp: -40° to 185°F



Part Number	Cable Tie Series	Mounting	Length	Width
MB-3	T18 thru T30	#4 screw	.75"	.75"
TRMP-SM	T18 thru T30	Adhesive	.75"	.75"
MB-4	T18 thru T50	#8 screw	1.125"	1.125"
TRMP	T18 thru T50	Adhesive	1.125"	1.125"
MB-5	T18 thru T150	#8 screw	1.5"	1.5"
TRMP-HD	T18 thru T150	Adhesive	1.5"	1.5"

High Bond 4-Way Mounting Bases

- Extremely durable adhesive achieves high pull-off force
- Ties can be inserted from two sides
- Standard color: black
- Operating temp: -40° to 176°F



Part Number	Cable Tie Series	Mounting	Length	Width
TRMP-VHB	T18 thru T50	Adhesive	1.12"	1.12"

Heavy Duty Stud Mounts

- Tab inside mounting hole temporarily engages threads in order to pre-install the mount on a stud before securing w/ a washer & nut
- Works w/ cable ties up to .5" wide
- Made of UV resistant, 6/6 black nylon
- Operating temp: -40° to 176°F



Part Number	Washer/Socket Dia.	Mounting Stud Size	Length	Width
HDM-190HIR	.73" max	#10	1.43"	.76"
HDM-250HIR	.73" max	1/4"	1.43"	.76"
HDM-3120HIR	.73" max	5/16"	1.43"	.76"

Thomas & Betts Cable Ties

Standard Cable Ties

- Standard color: natural, to order black add -BLK to end of the part number, EX: TY-23M-BLK
- Low profile head, easy to install, adjustable
- Stainless steel lock & unique stippled back for stronger hold & less slippage
- MIL-SPEC MS3367-40
- Operating temp: -40° to 185°F



Part Number	Tensile Strength	Max Bundle Dia.	Length	Width
TY-23M	18lbs.	.625"	3.62"	.091"
TY-24M	40lbs.	1.125"	5.5"	.14"
TY-25M	50lbs.	1.17"	7.31"	.184"
TY-26M	40lbs.	3"	11.1"	.14"
TY-27M	120lbs.	3.5"	13.4"	.27"
TY-28M	50lbs.	4"	14.2"	.184"

Clamps

Cable Clamps

Nylon Cable Clamps

- Suitable for outdoor applications
- Standard color: white, to order black add -BLK to end of the part number, EX: 6B-1/8-BLK
- Operating temp: -40° to 221°F

Part Number	Clamping Diameter	Width	Hole Size	Qty
6B-1/8	1/8	3/8	13/64	100
6B-3/16	3/16	1/2	13/64	100
6B-1/4	1/4	1/2	13/64	100
6B-5/16	5/16	1/2	13/64	100
6B-3/8	3/8	1/2	13/64	100



Part Number	Clamping Diameter	Width	Hole Size	Qty
6B-1/2	1/2	1/2	13/64	100
6B-5/8	5/8	1/2	13/64	100
6B-3/4	3/4	1/2	13/64	100
6B-1	1	1/2	13/64	50
6B-1-1/4	1-1/4	1/2	13/64	50

Nylon Snapper Clamps

- Light weight, reusable corrosion resistant, works well in diverse environments
- Can be installed w/ hose in place
- Material is a glass filled nylon
- Temperature range: -40° to 221°F
- Standard color: white, to order black add -BLK to end of the part number, EX: SNP-1.25-BLK



Part Number	Min Dia.	Max Dia.
SNP-1.25	.269"	.291"
SNP-6	.449"	.511"
SNP-12	.616"	.707"
SNP-14	.702"	.801"
SNP-18	.779"	.899"
SNP-19	.859"	.989"

Adhesive Cable Clamps

- Features exclusive quick lock/release & an adhesive backing
- Standard color: gray
- Operating temp: -40° to 150°F



Part Number	Max Bundle Dia.	Length	Width
12-0188	.188"	.62"	.735"
12-0250	.25"	.855"	1"
12-0375	.375"	.98"	1"
12-0500	.5"	1.215"	.99"
12-0750	.75"	1.468"	1.165"

SECURING PRODUCTS

Push On Frame Clips

- Heat treated spring steel with black, corrosion resistant finish

Standard Clips



Part Number	Clamping Diameter	Frame Width	Frame Type	Qty
BCS	3/16	3/20	Small	100
BCM	1/4	1/4	Medium	100
BCL	3/8	1/4	Large	100

Plastic Dipped Clips

- Tips covered w/ plastic coating for added protection, grip & cushion



Part Number	Clamping Diameter	Frame Width	Frame Type	Qty
BCS-PD	3/16	3/20	Small	50/100
BCM-PD	1/4	1/4	Medium	50/100
BCL-PD	3/8	1/4	Large	50/100

Vinyl Insulated Clamps



Round Clamps

Part Number	Clamping Diameter	Width	Hole Size	Qty	Bulk Qty
RBC-3/16	3/16	1/2	9/32	50/100	1000
RBC-1/4	1/4	1/2	9/32	50/100	1000
RBC-5/16	5/16	3/4	9/32	50/100	1000
RBC-3/8	3/8	3/4	13/32	25/50	500
RBC-1/2	1/2	3/4	13/32	10/25/50	500
RBC-5/8	5/8	3/4	13/32	10/25/50	500
RBC-3/4	3/4	3/4	13/32	10/25/50	500
RBC-7/8	7/8	3/4	13/32	15/25	500
RBC-1	1	3/4	13/32	10/15/25	500
RBC-1-1/4	1-1/4	3/4	13/32	10/15/25	500
RBC-1-1/2	1-1/2	3/4	13/32	10/15/25	350
RBC-2	2	3/4	13/32	10/15	250
RBC-2-1/2	2-1/2	3/4	13/32	10	250
RBC-3	3	3/4	13/32	10	200

- Clamp is steel w/ zinc plated finish & has elongated bottom hole
- Insulation is black vinyl, 1/32" thick
- Temp rating: -30° to 180°F

To order the Bulk Quantity, just add -BULK to the end of the part number, following this example:

RBC-7/8-BULK



Half Clamps

Part Number	Clamping Diameter	Width	Hole Size	Qty
H-RBC-1/4	1/4	1/2	9/32	50/100
H-RBC-5/16	5/16	5/8	9/32	50/100
H-RBC-3/8	3/8	5/8	9/32	50/100
H-RBC-1/2	1/2	5/8	9/32	50/100
H-RBC-5/8	5/8	5/8	9/32	50/100
H-RBC-3/4	3/4	5/8	9/32	50/100
H-RBC-1	1	3/4	9/32	50/100

Check out our Vinyl Insulated Clamp Kit (RBC-KIT) full of all of the RBC's you'll ever need. See all of the details on page 429.

Rubber Cushion Clamps

- Clamp is covered with a black rubber jacket for cushion & added protection

To order the Bulk Quantity, just add -BK or -BULK to the end of the part number, following this example:

RCCSS-1414-BK or RCC-1414-BULK



Stainless Steel

Part Number	Clamping Diameter	Width	Hole Size	Qty	Bulk Qty
RCCSS-1414	1/4	1/2	1/4	50/100	1000
RCCSS-3814	3/8	1/2	1/4	25/50	1000
RCCSS-1214	1/2	1/2	1/4	25/50	500
RCCSS-5814	5/8	1/2	1/4	25/50	500
RCCSS-3414	3/4	1/2	1/4	25/50	500
RCCSS-7814	7/8	1/2	1/4	15/25	500
RCCSS-114	1	1/2	1/4	15/25	500
RCCSS-11814	1-1/8	1/2	1/4	15/25	500
RCCSS-11414	1-1/4	1/2	1/4	15/25	500
RCCSS-13814	1-3/8	1/2	1/4	15/25	400
RCCSS-11214	1-1/2	1/2	1/4	15/25	300
RCCSS-15814	1-5/8	1/2	1/4	15	300
RCCSS-13414	1-3/4	1/2	1/4	15	200
RCCSS-17814	1-7/8	1/2	1/4	15	200
RCCSS-214	2	1/2	1/4	15	200

Want to stay organized? Purchase our Rubber Cushion Clamp kits in steel (RCC-KIT) or stainless steel (RCCSS-KIT-LG) to get a large assortment in one box.

Steel

Part Number	Clamping Diameter	Width	Hole Size	Qty	Bulk Qty
RCC-31614	3/16	1/2	1/4	50/100	1000
RCC-1414	1/4	1/2	1/4	50/100	1000
RCC-3814	3/8	1/2	1/4	25/50	1000
RCC-1214	1/2	1/2	1/4	25/50	500
RCC-5814	5/8	1/2	1/4	25/50	500
RCC-3414	3/4	1/2	1/4	25/50	500
RCC-7814	7/8	1/2	1/4	15/25	500
RCC-114	1	1/2	1/4	15/25	500
RCC-11814	1-1/8	1/2	1/4	15/25	500
RCC-11414	1-1/4	1/2	1/4	15/25	500
RCC-13814	1-3/8	1/2	1/4	15/25	400
RCC-11214	1-1/2	1/2	1/4	15/25	300
RCC-15814	1-5/8	1/2	1/4	15	300
RCC-13414	1-3/4	1/2	1/4	15	200
RCC-17814	1-7/8	1/2	1/4	15	200
RCC-214	2	1/2	1/4	15	200
RCC-21814	2-1/8	1/2	1/4	10	200
RCC-21414	2-1/4	1/2	1/4	10	200
RCC-23814	2-3/8	1/2	1/4	10	200
RCC-21214	2-1/2	1/2	1/4	10	200
RCC-314	3	1/2	1/4	10	200
RCC-1438	1/4	3/4	3/8	50/100	1000
RCC-3838	3/8	3/4	3/8	25/50	1000
RCC-1238	1/2	3/4	3/8	25/50	500
RCC-5838	5/8	3/4	3/8	25/50	500
RCC-3438	3/4	3/4	3/8	25/50	500
RCC-7838	7/8	3/4	3/8	15/25	500
RCC-138	1	3/4	3/8	15/25	500
RCC-11838	1-1/8	3/4	3/8	15/25	500
RCC-11438	1-1/4	3/4	3/8	15/25	500
RCC-13838	1-3/8	3/4	3/8	15/25	400
RCC-11238	1-1/2	3/4	3/8	15/25	300
RCC-15838	1-5/8	3/4	3/8	15	300
RCC-13438	1-3/4	3/4	3/8	15	200
RCC-17838	1-7/8	3/4	3/8	15	200
RCC-238	2	3/4	3/8	15	200

Hose Clamps

Micro Hose Clamps

- Used in: confined areas, marine, agricultural, industrial & automotive applications
- 1/4" hex head screw, 5/16" band
- Stainless steel band & housing, plated part numbers have plated screws & stainless part numbers have stainless steel
- Other sizes are available, please contact your sales rep or customer service for details



Plated Part Number	Stainless Part Number	Diameter	
		Min	Max
M4	MS4	1/4"	5/8"
M6	MS6	5/16"	7/8"
M8	MS8	3/8"	1"
M10	MS10	3/8"	1-1/16"
M12	MS12	1/2"	1-1/4"
M16	MS16	1/2"	1-1/2"

Plated Part Number	Stainless Part Number	Diameter	
		Min	Max
M20	MS20	3/4"	1-3/4"
M24	MS24	1"	2"
M28	MS28	1-1/4"	2-1/4"
M32	MS32	1-1/2"	2-1/2"
M36	N/A	1-3/4"	2-3/4"

General Purpose Hose Clamps

- Used in: automotive, home, garden & plumbing, marine, agricultural & industrial applications
- 5/16" hex head screw, 1/2" band
- Stainless steel band & housing, plated part numbers have plated screws & stainless part numbers have stainless steel
- Other sizes are available, please contact your sales rep or customer service for details



Plated Part Number	Stainless Part Number	Diameter	
		Min	Max
6H	6HS	3/8"	7/8"
8H	8HS	7/16"	1"
10H	10HS	1/2"	1-1/16"
12H	12HS	1/2"	1-1/4"
16H	16HS	11/16"	1-1/2"
20H	20HS	3/4"	1-3/4"
24H	24HS	1"	2"
28H	28HS	1-1/4"	2-1/4"
32H	32HS	1-1/2"	2-1/2"
36H	36HS	1-3/4"	2-3/4"
40H	40HS	2"	3"

Plated Part Number	Stainless Part Number	Diameter	
		Min	Max
44H	44HS	2-1/4"	3-1/4"
48H	48HS	2-1/2"	3-1/2"
52H	52HS	2-3/4"	3-3/4"
56H	56HS	3"	4"
60H	60HS	3-1/4"	4-1/4"
72H	72HS	3"	5"
80H	80HS	3-1/2"	5-1/2"
88H	88HS	4"	6"
96H	96HS	4-1/2"	6-1/2"
104H	104HS	5"	7"

T-Bolt Hose Clamps

- Used in: heavy duty vehicle, construction, military & commercial applications
- Other sizes are available, please contact your sales rep or customer service for details
- Plated screws, carbon steel bolt & nut
- 3/4" band



Part Number	Diameter	
	Min	Max
TB-125	1-1/4"	1-13/32"
TB-138	1-3/8"	1-9/16"
TB-150	1-1/2"	1-5/8"
TB-163	1-5/8"	1-7/8"
TB-175	1-3/4"	2"
TB-188	1-7/8"	2-3/16"
TB-200	2"	2-5/16"
TB-213	2-1/8"	2-7/16"
TB-225	2-1/4"	2-9/16"
TB-238	2-3/8"	2-11/16"
TB-250	2-1/2"	2-13/16"
TB-263	2-5/8"	2-15/16"
TB-275	2-3/4"	3-1/16"
TB-288	2-7/8"	3-3/16"

Part Number	Diameter	
	Min	Max
TB-300	3"	3-5/16"
TB-313	3-1/8"	3-7/16"
TB-325	3-1/4"	3-9/16"
TB-338	3-3/8"	3-11/16"
TB-350	3-1/2"	3-13/16"
TB-363	3-5/8"	3-15/16"
TB-375	3-3/4"	4-1/16"
TB-400	4"	4-5/16"
TB-425	4-1/4"	4-9/16"
TB-450	4-1/2"	4-13/16"
TB-475	4-3/4"	5-1/16"
TB-500	5"	5-5/16"
TB-525	5-1/4"	5-9/16"
TB-550	5-1/2"	5-13/16"

Part Number	Diameter	
	Min	Max
TB-575	5-3/4"	6-1/16"
TB-600	6"	6-5/16"
TB-625	6-1/4"	6-9/16"
TB-650	6-1/2"	6-13/16"
TB-675	6-3/4"	7-1/16"
TB-700	7"	7-5/16"
TB-725	7-1/4"	7-9/16"
TB-750	7-1/2"	7-13/16"
TB-775	7-3/4"	8-1/16"
TB-800	8"	8-5/16"
TB-825	8-1/4"	8-9/16"
TB-850	8-1/2"	8-13/16"

Spring Loaded T-Bolt Hose Clamps

- Used in: industrial, marine & vehicle applications to compensate for thermal expansion of hose or fitting connections
- Plated screws, carbon steel bolt & nut
- 3/4" band



Standard Part Number	Heavy Duty Part Number	Diameter	
		Min	Max
B9224-0306	B9226-0306	3.06"	3.38"
B9224-0356	B9226-0356	3.56"	3.88"
B9224-0406	B9226-0406	4.06"	4.38"
B9224-0456	B9226-0456	4.56"	4.88"

SECURING PRODUCTS

Liner Hose Clamps

- Used in: trucks, diesel engines, agricultural, marine & aviation equipment
- Designed for use on silicone rubber hose, will not seep through band serrations
- 5/16" stainless hex head screw & 9/16" stainless band & liner
- Other sizes are available, please contact your sales rep or customer service for details



Stainless Steel Screws

- Stainless steel band, housing & screws

Part Number	Diameter		Part Number	Diameter		Part Number	Diameter	
	Min	Max		Min	Max		Min	Max
8HL	5/8"	1"	28HL	1-5/16"	2-1/4"	52HL	2-13/16"	3-3/4"
10HL	3/4"	1-1/16"	32HL	1-9/16"	2-1/2"	56HL	3-1/16"	4"
12HL	7/8"	1-1/4"	36HL	1-13/16"	2-3/4"	60HL	3-5/16"	4-1/4"
16HL	1"	1-1/2"	40HL	2-1/16"	3"	64HL	3-9/16"	4-1/2"
20HL	1-1/8"	1-3/4"	44HL	2-5/16"	3-1/4"	72HL	4-1/16"	5"
24HL	1-1/4"	2"	48HL	2-9/16"	3-1/2"			

Constant-Torque® Hose Clamps

- All stainless steel
- Automatically increases or decreases its own diameter due to changes in operational or environmental temperatures, eliminating "cold flow" leaks



Part Number	Band Width	Diameter		Part Number	Band Width	Diameter	
		Min	Max			Min	Max
CT9410	9/16"	9/16"	1-1/16"	CT200L-SS	5/8"	1-1/4"	2-1/8"
CT9412		11/16"	1-1/4"	CT250L-SS		1-3/4"	2-5/8"
CT9416		13/16"	1-1/2"	CT300L-SS		2-1/4"	3-1/8"
CT9420		13/16"	1-3/4"	CT350L-SS		2-3/4"	3-5/8"
CT9424		1-1/16"	2"	CT400L-SS		3-1/4"	4-1/8"
CT9428		1-5/16"	2-1/4"	CT450L-SS		3-3/4"	4-5/8"
CT9432		1-9/16"	2-1/2"	CT500L-SS		4-1/4"	5-1/8"
CT9436		1-13/16"	2-3/4"	CT550L-SS		4-3/4"	5-5/8"
CT9440		2-1/16"	3"				
CT9444		2-5/16"	3-1/4"				
CT9448		2-9/16"	3-1/2"				

Hose Clamp Racks

Large Hose Clamp Assortment

- Durable, heavy duty epoxy steel rack
- Free-standing or wall-mountable
- Customizable w/ movable clamp hooks
- Accommodates overstocked boxed clamps
- Fits most popular sizes



Part Number	Description
HCR-6000	Empty rack (22-3/4"H x 21-1/2"W x 8"D)
HCR-62440	440 piece rack assortment

Small Hose Clamp Assortment

- Durable, heavy duty chrome epoxy steel rack
- Free-standing or wall-mountable
- Fits most popular sizes



Part Number	Description
HCR-6200	Empty rack (22-3/4"H x 21-1/2"W x 8"D)
HCR-6210	200 piece standard assortment
HCRSS-6210	200 piece stainless steel assortment

Ratchet P Clamps

- Standard color: black
- Easy release feature for quick adjustments
- Steel mounting plates
- Heat, UV & impact resistant
- Operating temp: -40° to 221°F



Part Number	Bundle Dia.	Size	Mounting Hole Dia.
RPC-24-54	.24" - .54"	4.57" x 1.37"	.327"
RPC-52-77	.52" - .77"	4.57" x 1.37"	.327"
RPC-76-142	.76" - 1.42"	6.15" x 1.37"	.327"
RPC-138-201	1.38" - 2.10"	7.15" x 1.37"	.327"

Need more than one clamp? Purchase our Ratchet P Clamp kit (TS-RPC-KIT) to get some of every size we offer in one box.

Mechanics Wire



- Thousands of uses; will secure just about everything
- Solid stranded, single conductor w/ black finish
- 5lbs. per spool

Part Number	Wire Gauge	Nominal O.D.	Reel Qty.
MW-18	18	.048"	830'
MW-16	16	.060"	480'
MW-14	14	.073"	295'

Loom

Convoluted Split Loom & Accessories

Loom

- Nylon loom holds groups of wires in position & protects against abrasion & crushing
- Slit for easy wire insertion, stays closed when bent or twisted
- Temperature rating: -40° to 300°F
- Standard color: black
- To order correct length, add the desired length, or -BOXED for the boxed bulk qty., to the end of the part number EX: PLS-1/4-100
- Standard 100' lengths are shipped coiled, for 100' lengths spooled add -SPOOL to the end of the part number EX: PLS-3/8-SPOOL



Part Number	Nominal I.D.	Spoiled Qtys. Available	Boxed Bulk Qty.
PLS-1/4	1/4"	100', 250', 500'	3200'
PLS-3/8	3/8"	100', 250', 500'	1900'
PLS-7/16	7/16"	100', 250', 500'	1500'
PLS-1/2	1/2"	100', 250', 500'	1100'
PLS-5/8	5/8"	100'	800'
PLS-3/4	3/4"	100'	600'
PLS-7/8	7/8"	100'	400'
PLS-1	1"	100'	400'
PLS-1-1/8	1-1/8"	100'	250'
PLS-1-1/4	1-1/4"	100'	250'
PLS-1-1/2	1-1/2"	100'	150'
PLS-2	2"	100'	100'

Loom Tees

- Black nylon loom tees are strong, secure & flexible
- Easily snaps onto convoluted split loom (PLS) to make your own harness faster & cleaner
- Suitable for higher temperature & under-hood conditions, resistant to heat aging



Part Number	Left End	Loom Size Branch	Right End
NT-372525	3/8"	1/4"	1/4"
NT-372537	3/8"	1/4"	3/8"
NT-502550	1/2"	1/4"	1/2"
NT-752575	3/4"	1/4"	3/4"
NT-502537	1/2"	1/4"	3/8"
NT-373725	3/8"	3/8"	1/4"
NT-253725	1/4"	3/8"	1/4"
NT-503737	1/2"	3/8"	3/8"
NT-502525	1/2"	1/4"	1/4"
NT-753775	3/4"	3/8"	3/4"
NT-373737	3/8"	3/8"	3/8"
NT-503750	1/2"	3/8"	1/2"

Need an assortment of loom tees for your shop? Order our loom tee kit (PLS-T-KIT) to get some of everything you see here and always be prepared.

Make easy work of inserting wire into this PLS loom with our loom installation tool (PLST-1 thru -4). See page 440 for more info.

Loom Mounting Clips

- Secures loom ends & provides a quick mount
- Snaps into a 1/4" dia. hole in up to 12.5mm thick material



Part Number	Loom Size
12040984	3/8"
12084887	1/2"
12176839	5/8"
12160374	3/4"
12064897	1"

Loom Outlet Unions

- Holds loom tight at the breakout points



Part Number	Loom Size
8905924	3/8"
8905793	1/2"
8911289	5/8"

Loom Outlet Rings

- Secures loom ends



Part Number	Loom Size
8911378	3/8"
8911377	1/2"

Spiral Cut Loom

- Spiral cut polyethylene tubing used to bundle wires & protect tubing & control rods from abrasion & noise
- Breakouts or tape off connections can be made through the openings of the wrap
- Temperature rating: -104° to 213°F
- Standard color: natural, to order black add -BLK to end of the part number, along w/ desired footage, EX: SW-1/8-100-BLK



Part Number	Nominal I.D.	Expansion Size Min	Expansion Size Max	Standard Qty.
SW-1/8	1/8"	1/8"	1/2"	100' / 500'
SW-1/4	1/4"	1/4"	1"	100' / 500'
SW-3/8	3/8"	3/8"	3"	100' / 250'
SW-1/2	1/2"	1/2"	4"	100' / 250'
SW-3/4	3/4"	3/4"	5"	100'
SW-1	1"	1"	7"	100'

Fabric Loom

- Bituminous coated woven loom protects wire, air brake tubing, fuel lines & control rods from abrasion, noise & short circuits
- Temperature rating: to 350°F
- Standard color: black
- To order correct footage add the desired length or -2500 for coiled bulk qty. to the end of the part number, EX: FL-3/8-100



Part Number	Nominal I.D.	Standard Qty.	Spooled Up To
FL-1/4	1/4"	100'	500'
FL-3/8	3/8"	100'	500'
FL-1/2	1/2"	100'	250'
FL-5/8	5/8"	100'	100'
FL-3/4	3/4"	100'	100'
FL-1	1"	100'	100'

Expandable Self-Fitting Loom

- Made of flexible & lightweight polyester filaments resistant to gasoline, engine chemical, cleaning solvents, cuts & abrasion
- Temperature rating: -94° to 257°F, 446°F short term
- FMZSS 302 Approved
- Standard color: black
- May be cut to length



Part Number	Nominal I.D.	Expansion Size Min	Expansion Size Max	Standard Qty.
XS-100-1/8	1/8"	3/32"	1/8"	25' / 50' / 100'
XS-100-1/4	1/4"	1/8"	3/8"	25' / 50' / 100'
XS-100-3/8	3/8"	3/16"	5/8"	25' / 50' / 100'
XS-100-1/2	1/2"	1/4"	3/4"	25' / 50' / 100'
XS-100-5/8	5/8"	3/8"	1"	25' / 50' / 100'
XS-100-3/4	3/4"	1/2"	1-1/4"	25' / 50' / 100'
XS-100-1	1"	5/8"	1-5/8"	25' / 50' / 100'
XS-100-1-1/4	1-1/4"	3/4"	1-1/2"	25' / 50' / 100'
XS-100-1-1/2	1-1/2"	1"	2-1/2"	25' / 50' / 100'
XS-100-1-3/4	1-3/4"	1-1/4"	2-3/4"	25' / 50' / 100'
XS-100-2	2"	1-1/2"	3"	25' / 50' / 100'
XS-100-2-1/2	2-1/2"	1-3/4"	3-1/2"	25' / 50' / 100'

Are you looking to have your wire assemblies custom made to your exact specifications? Our in-house Manufacturing Department can do it for you! See page 216 for details on our capabilities and contact customer service to get started.

Split Semi-Rigid Sleeving

- Wrapable, split tube made of 10mil PET braid
- Temperature rating: -103° to 257°F; will retain shape & rigidity while remaining flexible; melt temp is 482°F
- Standard color: black
- May be cut to length, to order boxed bulk qty., add -BOX to the end of the part number, EX: F6-1/8-BOX
- The lateral slit allows the tube to accommodate a wide variety of bundling requirements without the need for additional fasteners



Part Number	Nominal I.D.	Boxed Bulk Qty.
F6-1/8	1/8"	400'
F6-1/4	1/4"	200'
F6-1/2	1/2"	150'
F6-3/4	3/4"	100'
F6-1	1"	100'
F6-1-1/2	1-1/2"	75'
F6-2	2"	50'

Liquid Tight Strain Relief Cordgrips

- For use in clearance or threaded holes
- All nylon construction with TPE sealing glands resists salt water, weak acids, gas, alcohol, oil, grease & common solvents
- Acme threads on body prevent skipping and speed installation
- IP 68 rated
- We recommend using the fitting with the smallest maximum diameter that will fit your application

PG Threaded Hub Cordgrips

- Unassembled lock nuts included



NPT Threaded Hub Cordgrips

- Lock nuts not included



Part Number	Cable Dia.	Clearance Hole Dia.	Description
HEY-3458	.069 - .187"	.670"	RLTF 3/8
HEY-3228	.115 - .312"	.670"	LTF 3/8
HEY-3231	.170 - .450"	.875"	LTF 1/2
HEY-3200	.230 - .546"	.875"	LLTF 1/2
HEY-3204	.250 - .485"	.875"	MRLTF 1/2
HEY-3202	.450 - .709"	.875"	MLTF 1/2
HEY-3460	.250 - .485"	1.068"	RLTF 3/4
HEY-3234	.450 - .709"	1.068"	LTF 3/4
HEY-8437	.590 - 1.000"	1.350"	LTF 1

Part Number	Cable Dia.	Clearance Hole Dia.	Description
HEY-3444	.064 - .210"	.492"	RLTF 7
HEY-3207	.114 - .250"	.492"	LTF 7
HEY-3446	.069 - .187"	.599"	RLTF 9
HEY-3210	.181 - .312"	.599"	LTF 9
HEY-3448	.069 - .260"	.733"	RLTF 11
HEY-3213	.230 - .395"	.733"	LTF 11
HEY-3216	.170 - .450"	.804"	LTF 13.5
HEY-3219	.230 - .546"	.886"	LTF 16
HEY-3454	.250 - .485"	1.115"	RLTF 21
HEY-3222	.450 - .709"	1.115"	LTF 21
HEY-3225	.590 - .990"	1.470"	LTF 29

NPT Nylon Lock Nuts & Sealing Washers



Lock Nut Part Number	Washer Part Number	Size
HEY-8461	HEY-SW-3/8	3/8" NPT
HEY-8463	HEY-SW-1/2	1/2" NPT
HEY-8465	HEY-SW-3/4	3/4" NPT
HEY-8467	HEY-SW-1	1" NPT

PG Nylon Lock Nuts & Sealing Washers



Lock Nut Part Number	Washer Part Number	Size
HEY-3165	OR-07-BN	PG 7
HEY-3167	OR-09-BN	PG 9
HEY-3169	OR-11-BN	PG 11
HEY-3171	OR-13-BN	PG 13
HEY-3173	OR-16-BN	PG 16
HEY-3175	OR-21-BN	PG 21
HEY-3177	OR-29-BN	PG 29

Shrink Tubing

Non-Adhesive Lined Shrink Tubing

Polyolefin - Multi Purpose

- Shrink temperature: +212°F (shrink ratio: 2:1 @ 249°F)
- Continuous operating temperature: -67° to 275°F
- MIL-I-23053/5; E-39100; LR 38227
- Applications: Insulation of terminals, cable jacketing, wire bundling, color coding
- Features: general purpose, irradiated, flexible, flame-retardant (except clear)
- Colors: black (BK), blue (BU), clear (CL), green (GN), red (RD), white (WH), yellow (YE). To order correct color, add abbreviation to the end of the part number, EX: TSC-221-3/64-BU
- **TSC-221-2 comes only in black & red, and SM-221 tubing comes only in black & clear**
- Minimums may apply on all colors

4' Lengths



Small Spools



Large Spools



4ft. Length Part Number	Small Spool Part Number	Spool Length	Large Spool Part Number	Spool Length	Supplied I.D.	Shrink I.D.	Nominal Recovered Wall Thickness
TSC-221-3/64	SM-221-3/64	100'	LG-221-3/64	1000'	3/64"	1/64"	.0102"
TSC-221-1/16	SM-221-1/16	100'	LG-221-1/16	1000'	1/16"	1/32"	.017"
TSC-221-3/32	SM-221-3/32	100'	LG-221-3/32	500'	3/32"	3/64"	.02"
TSC-221-1/8	SM-221-1/8	100'	LG-221-1/8	500'	1/8"	1/16"	.02"
TSC-221-3/16	SM-221-3/16	100'	LG-221-3/16	250'	3/16"	3/32"	.02"
TSC-221-1/4	SM-221-1/4	100'	LG-221-1/4	200'	1/4"	1/8"	.025"
TSC-221-3/8	SM-221-3/8	100'	LG-221-3/8	200'	3/8"	3/16"	.025"
TSC-221-1/2	SM-221-1/2	100'	LG-221-1/2	200'	1/2"	1/4"	.025"
TSC-221-3/4	SM-221-3/4	50'	LG-221-3/4	200'	3/4"	3/8"	.03"
TSC-221-1	N/A	-	LG-221-1	100'	1"	1/2"	.035"
TSC-221-1-1/2	N/A	-	LG-221-1-1/2	100'	1-1/2"	3/4"	.04"
TSC-221-2	N/A	-	LG-221-2	100'	2"	1"	.045"
TSC-221-3	N/A	-	LG-221-3	50'	3"	1-1/2"	.05"
TSC-221-4	N/A	-	LG-221-4	50'	4"	2"	.055"

Although we offer many standard shrink tubing kits, we understand that you may have specific needs for your application. Contact your sales rep or customer service so that we can put together a custom shrink tube assortment with the particular lengths & varieties to meet your needs.

To learn more about all of the kinds of shrink tubing we offer and what variety will best meet your needs, log on to:
www.Go2TSC.com/ShrinkTubing.aspx

Non-Adhesive Lined Shrink Tubing, cont'd

PVC - Cut to Length

- Shrink temperature: +110°F (shrink ratio: 2:1 @ 230°F)
- Continuous operating temperature: -22° to 221°F
- MIL-I-23053/2, Class 2; UL-224, VW-1; AMS 3579
- Applications: Light duty harness jacketing, covering handles, capacitors & terminals
- Features: cost effective, general purpose, irradiated, flexible, flame-retardant, oil & chemical resistant
- Lengths: 3/64" to 3/4" available on 100ft. spools, all can be cut to custom lengths
- Colors: black



Part Number	Supplied I.D.	Shrink I.D.	Nominal Recovered Wall Thickness
TSC-105-3/64	3/64"	1/64"	.02"
TSC-105-1/16	1/16"	1/32"	.02"
TSC-105-3/32	3/32"	3/64"	.02"
TSC-105-1/8	1/8"	1/16"	.025"
TSC-105-3/16	3/16"	3/32"	.025"
TSC-105-1/4	1/4"	1/8"	.025"
TSC-105-3/8	3/8"	3/16"	.03"
TSC-105-1/2	1/2"	1/4"	.03"
TSC-105-3/4	3/4"	3/8"	.035"
TSC-105-1	1"	1/2"	.04"
TSC-105-1-1/2	1-1/2"	3/4"	.045"
TSC-105-2	2"	1"	.05"

Adhesive Lined Shrink Tubing

Polyolefin - Heavy Wall w/ Sealant

- Shrink temperature: +248°F (shrink ratio: 3:1 @ 248°F)
- Continuous operating temperature: -40° to 230°F
- MIL-M23053/15, Class 1; UL-224, C22.2 no.198.1
- Features: waterproof mastic coating, suitable for direct burial, URD & submersion, flame retardant, rated at 1000V
- Lengths: 12" is standard, to order in 48" pieces, add a -4' to the end of the part number, i.e., TSC-700-18B-4'
- Standard color: black (B) or red (R), to order add the color abbreviation to the end of the part number, EX: TSC-700-18R (minimums may apply for red, please inquire)



- We also offer 3/4" & 1-7/64", in red & black, in handy 1.5" pieces. To order, use the part numbers: TSC-715-21R & TSC-715B for 3/4" size & TSC-715-22R & TSC-715-22B for 1-7/64" size.

Part Number	Supplied I.D.	Shrink I.D.	Nominal Recovered Wall Thickness
TSC-700-18	5/16"	7/64"	.06"
TSC-700-19	13/32"	9/64"	.06"
TSC-700-20	1/2"	11/64"	.055"
TSC-700-21	3/4"	13/64"	.11"
TSC-700-22	1-7/64"	5/16"	.17"
TSC-700-23	1-1/2"	1/2"	.17"
TSC-700-24	2"	21/32"	.17"
TSC-700-25	3-1/32"	1"	.17"
TSC-700-26	4-1/2"	1-1/2"	.17"

Need your shrink tube cut to a length for a specific job you're working on? Just ask! All of our shrink tube can be cut to your requirements. Minimums & lead times may apply, please contact customer service or your sales rep for more info.

Adhesive Lined Shrink Tubing, cont'd

Polyolefin - Thin Wall w/ Sealant

- Shrink temperature: +230°F (shrink ratio: 3:1 @ 248°F)
- Continuous operating temperature: -67° to 230°F
- MIL-M23053/4; UL-224; C22.2 no.198.1
- Features: protects against moisture & corrosion, flexible, self-extinguishing
- Lengths: 12" is standard, to order in 48" pieces, add a -4' to the end of the part number, i.e., TSC-750-3-4'
- Colors: black is standard, to order in red, add an 'R' to the end of the part number, EX: TSC-750-3R



Part Number	Supplied I.D.	Shrink I.D.	Nominal Recovered Wall Thickness
TSC-750-3	1/4"	.125"	.030"
TSC-750-4	3/8"	.187"	.031"
TSC-750-12	1/2"	.250"	.032"
TSC-750-14	3/4"	.313"	.065"
TSC-750-16	1"	.4"	.075"

Polyolefin - Thin Multiple Wall

- Shrink temperature: +275°F (shrink ratio: 3:1 @ 275°F)
- Continuous operating temperature: -67° to 230°F
- MIL-I-23053/4C, Class 1; UL-224
- Features: semi-rigid heavy wall protection, highly flexible, flame retardant, low shrink temp, abrasion resistant
- Length: 6" is standard, to order in 48" pieces, add a -4' to the end of the part number, EX: ST-300-1-4'
- Colors: black



Part Number	Supplied I.D.	Shrink I.D.	Nominal Recovered Wall Thickness
ST-300-1/8	1/8"	1/64"	.038"
ST-300-3/16	3/16"	1/16"	.043"
ST-300-1/4	1/4"	3/32"	.047"
ST-300-3/8	3/8"	9/64"	.05"
ST-300-1/2	1/2"	3/16"	.055"
ST-300-3/4	3/4"	5/16"	.065"
ST-300-1	1"	13/32"	.075"

Shrink Tubing Sizing Chart

You already ordered your terminals, now you just need to find which size shrink tube will fit them perfectly. Refer to the chart below to see just what you need.

		Terminal Sizes				
		Non-Insulated Terminals	Nylon / PVC Terminals	Copper Lugs (BCL)	Heavy Duty Lugs (HDL)	Battery Terminals (SBT - ST - SBTF)
Shrink Tube Supplied I.D.	3/32"	26-24ga.				
	1/8"	22-18ga.	26-24ga.			
	3/16"	16-14ga.	22-18ga.			
	1/4"	12-10ga.	16-14ga.			
	3/8"	8 - 6ga.	16-14ga. HD & 12-10ga.	8 - 6ga.	8 - 4ga.	
	1/2"	4 - 2ga.	8 - 6ga.	4 - 1/0ga.	1ga.	4ga.
	3/4"	1/0ga. - 3/0ga.	4ga. - 1/0ga.	2/0ga. - 4/0ga.	1/0ga. - 3/0ga.	1ga. - 3/0ga.
	1"		2/0 - 3/0ga.	250 MCM	4/0ga.	4/0ga.

Adhesive Lined Shrink Tubing, cont'd

Polyolefin - Thin Wall

- Shrink temperature: +230°F (shrink ratio: 3:1 @ 248°F)
- Continuous operating temperature: -67° to 230°F
- MIL-DTL-23053/4, Class 3; E-159226
- Features: bonds to plastics, rubber, neoprene, steel & polyethylene, superior sealing against moisture & contaminants, great coverage of irregularly shaped objects



Colors: black is standard, to order in red, add an -RED to the end of the part number, EX: MWS-01-06S-RED (MWS-07-12S & MWS-09-12S are not available in red)

Part Number	Supplied I.D.	Shrink I.D.	Length
MWS-01-06S	1/8"	1/32"	6"
MWS-1.5-06S	3/16"	1/16"	6"
MWS-02-06S	1/4"	3/32"	6"
MWS-03-06S	3/8"	1/8"	6"
MWS-05-06S	1/2"	5/32"	6"
MWS-07-12S	25/32"	1/4"	12"
MWS-09-12S	1-1/4"	7/16"	12"

Polyolefin - Clear Thin Wall

- Shrink temperature: +230°F (shrink ratio: 3:1 @ 248°F)
- Continuous operating temperature: -67° to 230°F
- MIL-DTL-23053/4, Class 3; E-159226
- Features: superior sealing against water, moisture & contaminants



- Length: 6" is standard, to order in 48" add a -4' to the end of the part number, EX: TWC-1/8-4'
- Colors: clear

Part Number	Supplied I.D.	Shrink I.D.
TWC-1/8	1/8"	.04"
TWC-3/16	3/16"	.06"
TWC-1/4	1/4"	.08"
TWC-3/8	3/8"	.125"
TWC-1/2	1/2"	.160"
TWC-3/4	3/4"	.250"
TWC-1	1"	.320"
TWC-1-1/4	1-1/4"	.416"

Shrink Tubing Colors

Need a specific color of shrink tubing? Refer to the chart below to see which colors each of our shrink tube varieties is available in. Please note that minimums may apply for all colors, other than black. Please contact your sales rep or customer service for more details.

Available Colors	Non-Adhesive Lined Shrink Tube					Adhesive Lined Shrink Tube							
	TSC-221	SM-221	LG-221 3/64" thru 1"	LG-221 1-1/2" thru 4"	TSC-105	TSC-750	TSC-700	MWS	ST-300	ST-RED	ST-BLUE	ST-YELLOW	TWC
	Black	X	X	X	X	X	X	X	X	X			
Blue	X		X	X							X		
Clear	X	X	X	X									X
Green	X		X										
Red	X		X	X		X	X	X		X			
White	X		X	X									
Yellow	X		X	X								X	

Adhesive Lined Shrink Tubing, cont'd

Polyolefin - Cross-Linked Thin Wall

- Shrink temperature: +230°F (shrink ratio: 3:1 @ 248°F)
- Continuous operating temperature: -67° to 230°F
- Features: bonds to plastics, rubber, neoprene, steel & polyethylene, superior sealing against moisture & contaminants, great coverage of irregularly shaped objects
- Length: 12" is standard, to order 48", add a -4' to the end of the part number, EX: CPA-100-1/8-4'
- Colors: black is standard, to order red, add an R to the end of the part number, EX: CPA-100-1/8R



Part Number	Supplied I.D.	Shrink I.D.
CPA-100-1/8	.125"	.040"
CPA-100-3/16	.188"	.060"
CPA-100-1/4	.250"	.080"
CPA-100-3/8	.375"	.125"
CPA-100-1/2	.500"	.160"
CPA-100-3/4	.750"	.250"
CPA-100-1	1.00"	.320"

Polyolefin - Color Coded


- Shrink temperature: +230°F (shrink ratio: 3:1 @ 248°F)
- Continuous operating temperature: -67° to 230°F
- MIL-1-23053/4, Class 1; E-157227; AMS 3534
- Features: easy identification, double wall thickness
- Length: 6"



Part Number	Supplied I.D.	Shrink I.D.	Application
ST-RED	3/16"	1/64"	22-18ga. wire
ST-BLUE	1/4"	3/64"	16-14ga. wire
ST-YELLOW	5/16"	1/16"	12-10ga. wire

Terminal Supply also offers wide selection of torches & heat guns perfect for creating moisture proof seals with your shrink tube. See pages 443 & 444 of our catalog for all of the details

Adhesive Clips



- Continuous operating temperature: -40° to 221°F
- Attaches to single wires & provides longitudinal water sealing for small wire bundles sealed in adhesive lined shrink tube without gaps
- Chemical & fuel resistant
- Adheres to PVC, VLPE & PP-EPDM wire insulating materials

Part Number	I.D.	O.D.	Opening	Length	Wire Gauge
AC-1	.106"	.217"	.047"	.197"	20-12
AC-2	.138"	.295"	.055"	.197"	16-8

Tape & Sealant

Duct Tape

Waterproof Patch & Seal Tape

- Instantly seals out water, air & moisture
- Extra thick adhesive layer and UV resistant backing forms a permanent bond indoors and out, even under water
- Operating temp range: -70°-200°F



Part Number	Description	Width	Length	Packaged As
GPT-BLK	Black	4"	10'	Single or 18/case
GPT-WHT	White			

Gorilla Tape

- Twice the tensile strength & adhesive thickness as other duct tapes
- Adheres to smooth & rough surfaces
- Operating temp range: 0°-200°F



Part Number	Description	Width	Length	Packaged As
GDT-260	Black	2"	35yd.	Single or 18/case
GCT-XW	Clear	2.83"	15yd.	
GD-DXX	Gray, double sided	1.41"	8yd.	

Duct Tape

- Features: excellent adhesion, strong, pliable, waterproof & can be easily torn from the side
- Operating temp range: 32°-160°F



Part Number	Width	Length	Packaged As
DT-210	2"	30'	Single or 12/case
DT-345	2"	180'	
DT-345-BLACK	2"	180'	
DT-345-ORANGE	2"	180'	
DT-345-BLUE	2"	180'	
DT-345-WHITE	2"	180'	

Splicing Tape

Linerless Rubber Splicing Tape

- 30 mil bonding, linerless rubber splicing tape
- Features: flame retardant, self extinguishing
- Operating temp range: up to 194°F (266°F intermittent)



Part Number	Width	Length	Packaged As
130C-TAPE-3/4	3/4"	30'	Single
130C-TAPE-1	1"	30'	
130C-TAPE-1-1/2	1-1/2"	30'	
130C-TAPE-2	2"	30'	

Self-Fusing Rubber Splicing Tape

- 30 mil self-fusing rubber splicing tape
- Features: void-free, moisture resistant insulation
- Operating temp range: up to 194°F (266°F intermittent)



Part Number	Width	Length	Packaged As
23-TAPE-3/4	3/4"	30'	Single
23-TAPE-1	1"	30'	
23-TAPE-2	2"	30'	

We have a wide range of adhesives available, something to secure almost anything to almost anything else! For more of what we stock, please see our Chemicals, Cleaners & Paint section beginning on page 457.

Electrical Tape

Liquid Electrical Tape



- Heavy bodied, black insulating coating replaces insulating tape when wrap around tape cannot be applied
- Dries quickly to a strong, pliable finish that will not crack, peel or chip
- Water, oil & weather proof
- Rated to 700V
- Operating temp range: -30°-200°F (Fully cured)

Part Number	Description	Size	Packaged As
LET-2	Bottle w/ brush	2oz.	Single or 12/case
LET-4	Can w/ brush	4oz.	

Economy Electrical Tape

- 7 mil thick general purpose PVC w/ maximum adhesive quality perfect for indoor applications
- Features: strong, flexible, flame retardant
- Operating temp range: 32°-176°F



Part Number	Width	Length	Packaged As
1700-TAPE	3/4"	60'	10/pack or 100/case

All Purpose Electrical Tape

- 7 mil thick all-weather PVC
- Features: resistant to flame, abrasion, moisture, alkalines, solvents & oils
- Operating temp range: 0°-220°F



Part Number	Width	Length	Packaged As
ST-33	3/4"	66'	Single, 10/box or 100/case
ST-33-20	3/4"	20'	

Colored All Purpose Electrical Tape

- 7 mil thick all-weather PVC
- Features: resistant to flame, abrasion, moisture, alkalines, solvents & oils
- Operating temp range: 32°-220°F



Part Number	Width	Length	Packaged As
35-TAPE-BLUE	3/4"	66'	Single, 10/box or 100/case
35-TAPE-BROWN	3/4"	66'	
35-TAPE-GREEN	3/4"	66'	
35-TAPE-GREY	3/4"	66'	
35-TAPE-ORANGE	3/4"	66'	
35-TAPE-RED	3/4"	66'	
35-TAPE-YELLOW	3/4"	66'	
35-TAPE-VIOLET	3/4"	66'	
35-TAPE-WHITE	3/4"	66'	

Premium Electrical Tape

- 8.5 mil premium vinyl
- Features: rated to 600V, resists UV rays, flame, abrasion, corrosion, alkaline & acids
- Operating temp range: 0°-220°F



Part Number	Width	Length	Packaged As
ST-88	3/4"	66'	Single, 10/pack or 100/case
ST-88-2"	2"	36yd.	

We carry a wide variety of tapes & sealants, if you don't see something here to meet your needs, we'll find the perfect match for you!

Miscellaneous Tape

Aluminum Foil Tape


- Rated E84 for flame spread & smoke development
- Strong adhesive blocks odors & moisture
- Operating temp range: 40°-225°F (250°F intermittent)



Part Number	Width	Length	Packaged As
AFT-250	2"	150'	Single or 24/case

Double Coated Foam Tape

- 1/16" thick
- Polyethylene foam w/ acrylic based adhesive for general purpose mounting



Part Number	Width	Length	Packaged As
DCFT-3/4	3/4"	108'	Single or 16/case
DCFT-1	1"	108'	Single or 12/case

Cold Shrink Tape

- Provides a neat, void-free continuous wrapping without the need for external heat or pressure
- Features: durable, moisture proof, weather resistant, solidifies in 4 hours
- Operating temp range: -40° to 212°F



Part Number	Width	Length	Packaged As
CST-110	1"	10'	Single or 225/case
CST-130	1"	30'	Single or 36/case
CST-130-HD	1-1/2"	30'	Single or 24/case

Non Adhesive Wire Harness Tape

- Defined unwinding strength
- Extremely soft & flexible



Part Number	Width	Length	Packaged As
EE-101	1"	100'	Single or 150/case

Teflon Tape

- Pipe thread seal tape
- Features: chemically inert, resists corrosion, insures leak-proof joints
- MIL-T-27730A
- Operating temp range: -150° to 500°F



Part Number	Width	Length	Packaged As
TT-260	1/2"	260'	Single or 200/case
TT-520	1/2"	520'	
TT-260-1	1"	260'	

Glass Cloth Tape

- 7 mil glass cloth tape
- Excellent for hot spot applications
- Features: high temperature & abrasion resistant
- Operating temp range: 32° to 302°F



Part Number	Width	Length	Packaged As
27-TAPE-1/2	1/2"	66'	Single, 10/pack
27-TAPE-3/4	3/4"	66'	

Masking Tape

- Utility grade masking tape
- Features: excellent adhesion, good shelf life, clean, smooth appearance
- Not recommended for bake painting



Part Number	Width	Length	Packaged As
MT-3460	3/4"	180'	Single or 48/case
MT-160	1"	180'	Single or 36/case
MT-260	2"	180'	Single or 24/case

Miscellaneous Tape, cont'd

Friction Tape

- For over wrapping low voltage splices, cable harnessing & other electrical & mechanical applications



Part Number	Width	Length	Packaged As
FT	3/4"	60'	Single, 10/pack or 100/case

Carton Sealing Tape

- 2 mil clear PVC
- Temp rating: 151°F short term



Part Number	Width	Length	Packaged As
CST-2110	1-4/5"	109yd.	Single or 36/case

Scotch Fill Tape

- Electrical grade, rubber based elastic putty in tape form
- Good around irregular shapes
- Must be wrapped w/ 23-TAPE or 130C-TAPE for permanent bond
- Operating temp range: 32°-176°F



Part Number	Width	Length	Packaged As
SCOTCH FILL	1-1/2"	60'	Single or 50/case

We also stock a wide range of conspicuity, safety strip & traction tape to keep you, your vehicle & your workplace safe. See a small portion of what we stock on page 194.

Electrical Moisture Sealant

- 45 mil rubber based mastic w/ all-weather vinyl backing
- Ideal for marine & automotive applications up to 600V
- Features: self-fusing mastic forms moisture tight seal
- Operating temp range: 32° to 100°F



Part Number	Width	Length	Packaged As
6147	2-1/2"	10'	Single or 10/case
6149	2-1/2"	2-1/2"	25/box or 10 boxes/case

Adhesive Sealant

- Features: tough, abrasion resistant, flexible, non-corrosive
- Full cure time: 24hrs. for thin film, 48-72hrs. for thick film
- Adheres to glass, metal, plastic, wood & more
- Paintable w/ water or oil based paints
- Operating temp range: -40° to 150°F



Part Number	Color	Size	Description	Packaged As
E-6000-TUBE-BK	Black	3.7 oz. tube	Self-leveling formula	Single or 12/case
E-6000-TUBE-CL	Clear	3.7 oz. tube		
E-6000-CART-BK	Black	10.2 oz. cartridge	Non-sag formula	
E-6000-CART-CL	Clear	10.2 oz. cartridge		

Hook & Loop

Velcro® Brand Hook & Loop

- Adhesive backed, nylon hook & loop fastening system
- For various applications on clean, smooth & dry surfaces



Part Number	Size	Color	Temp Range
TS-88-HOOK	1" x 75'		
TS-1000-LOOP	1" x 75'		
TS-2-HOOK	2" x 75'	Black	-70° to 200°F
TS-2-LOOP	2" x 75'		
MP-3526/27B	1" x 15'	Black	-20° to 120°F
MP-3526/27W	1" x 15'	White	

One-Wrap® Straps - Roll

- Back-to-back fastening system
- Polyethylene hook laminated to nylon loop
- Ideal for cord & cable control
- Other widths can be special ordered, minimums may apply, please inquire



Part Number	Size	Color	Temp Range
1-WRAP-12"	1" x 12"		
1-WRAP-25'	1" x 25'		
1-WRAP-50'	1" x 50'	Black	0° to 222°F
1-WRAP-75'	1" x 75'		

3M™ Brand Dual Lock™

- Rubber adhesive backed, nylon dual lock fastening system
- For various applications on clean, smooth & dry surfaces



Part Number	Size	Color	Temp Range
MP-3541/42	1" x 15'	Black	-20° to 158°F

One-Wrap® Straps - Tie Wraps

- Back-to-back fastening system
- Polyethylene hook laminated to nylon loop
- Ideal for cord & cable control
- Can be used hundreds of times



Part Number	Size	Color	Temp Range
1-WRAP-345	3/4" x 5"		
1-WRAP-346	3/4" x 6"	Black	0° to 220°F
1-WRAP-18	1" x 8"		


Arrowhead Design Hook



- 180 molded nylon arrowhead hooks per sq. inch
- Pressure sensitive acrylic adhesive backed
- For use in applications that require high strength fastening, limited cyclability, i.e., installing interior carpets
- Compatible with most of our standard loops

Part Number	Size	Color	Temp Range
TS-HOOK-C4"	1" x 4"		
TS-HOOK-C25	1" x 25yd.	Black	0 to 225°F

Contents



Kits	424
Terminal Kits	424
Connector Kits	424
Battery Product Kits	425
Wire Kits	425
Fuse Kits	426
Miniature Bulb Kits	427
Brass Kits	427
Fastener Kits	427
Hardware Kits	428
Securing Product Kits	429
Tool Kits	430



Storage Units

430

REFERENCE

Custom Kits	428
-------------	-----

Kits

Terminal Kits

Large Auto Kit - Nylon

- 22-10ga. nylon terminals, splices & quick disconnects



Part Number	Total Pieces	Box
AUTO KIT-LG-N	912	LMB-24

Large Maintenance Kit - Nylon

- 16-6ga. nylon terminals, splices & spades



Part Number	Total Pieces	Box
MAINT-KIT-LG-N	730	LMB-24

Shrink Terminal Kit

- 22-10ga. adhesive lined terminals, splices & quick disconnects



Part Number	Total Pieces	Box
PERMA SEAL KIT	532	LMB-24

Master Shrink Terminal Kit - Lg

- 22-8ga. adh. lined terminals, splices & quick disconnects



Part Number	Total Pieces	Box
MSK-32	495	LMB-32

Master Shrink Terminal Kit

- 22-8ga. adh. lined terminals, splices & quick disconnects



Part Number	Total Pieces	Box
MSK-24	205	LMB-24

Shrink Butt Connector Kit

- 22-10ga. shrink butt & step down butt connectors



Part Number	Total Pieces	Box
STC-KIT-SM	65	SPB-5

Other Available Terminal Kits

PVC Terminal Kits (AUTO-KIT-LG-P), High Temperature Terminal Kits (HTT-KIT-SM), Solder Terminal Kit (SOLDER-T-KIT)

Connector Kits

Weather Pack Connector Kit

- Housings, terminals, crimper, removal tool & cable ties



Part Number	Total Pieces	Box
WP-2003	405	LMB-21

Metri-Pack 150 Series Kit

- Sealed connectors, terminals & seals



Part Number	Total Pieces	Box
MP-150-KIT	355	LMB-32

Metri-Pack 280 Series Kit

- Sealed connectors, terminals & seals



Part Number	Total Pieces	Box
MP-280-KIT	420	LMB-32

Connector Kits, cont'd

Deutsch Kit

- Connectors, terminals, locks & seals



Part Number	Total Pieces	Box
DE-DTO-KIT	164	LMB-32
DE-DT-KIT	165 (w/ crimper)	LMB-32

AMP Superseal 1.5 Connector Kit

- Connectors, terminals & seals



Part Number	Total Pieces	Box
AMP-SS-KIT	211	LMB-16

Other Available Connector Kits

- Metri-Pack 480 Series Kit (MP-480-KIT)
- Metri-Pack 630 Series Kit (MP-630-KIT)
- Weather Pack Kit (WEATHER-PAK-KIT)
- Weather Pack Pigtail Kit (WPPT-KIT)
- Molex Connector Kit (MOLEX-KIT-LG & MOLEX-KIT-SM)
- AMP Connector Kit (AMP-MNL-KIT-LG & AMP-MNL-KIT-SM)
- Deutsch DT Series Field Kit (DT-FIELD-KIT-SM)
- Deutsch DT Series Pigtail Kit (DTPT-KIT)

Battery Product Kits

Copper Lug Kit

- 6ga. - 4/0ga. copper lugs



Part Number	Total Pieces	Box
BCLS-KIT	118	LMB-24

Heavy Duty Terminal Lug Kit

- 6-4/0ga. terminal lugs



Part Number	Total Pieces	Box
HDL-KIT	170	LMB-12

Other Available Battery Product Kits

- Non-Insulated Lug Kit (TERMINAL-KIT-24)
- Battery Terminal Kit (BATT-TERM-KIT)
- Tinned Copper Lug Kit (BCLT-KIT)

Wire Kits

Wire Cabinet Kits



Contains:

- 100' spools of 14ga. GXL in red, black, green, brown, blue & yellow
- 100' spool of 12ga. GXL in white
- Terminal kit of your choice (see below)

Part Number	Description	Total Pieces	Box
WCAB-1-KIT	With AUTO KIT-SM-NAB (22-18 & 16-14ga. nylon terminals)	7 spools of wire / 444 terminals	WCAB-H
WCAB-2-KIT	With AUTO KIT-SM-NBC (16-14 & 12-10ga. nylon terminals)	7 spools of wire / 354 terminals	WCAB-H
WCAB-3-KIT	With WP-KIT-SM (Weather Pack connectors & terminals)	7 spools of wire / 449 conn/term	WCAB-H
WCAB-4-KIT	With STK-ABC-SM-12 (22-18, 16-14 & 12-10ga. shrink terminals)	7 spools of wire / 120 terminals	WCAB-H

KITS & STORAGE UNITS

Fuse Kits

LED ATO Fuse Kit

- 3 - 30 amp ATO-LED fuses w/ LED to indicate bad fuses



Part Number	Total Pieces	Box
ATO-LED-KIT-SM	80	SPB-9

Large ATO Fuse Kit

- 1 - 30 amp ATO fuses & fuse tester/puller



Part Number	Total Pieces	Box
ATO-KIT-LARGE	166	PB-12

Miniature Fuse Kit

- 3 - 30 amp MINI fuses



Part Number	Total Pieces	Box
MINI-FUSE-KIT	58	SPB-9

Master Fuse Kit

- 3 - 30 amp MINI, ATO, MAXI fuses & fuse tester/puller



Part Number	Total Pieces	Box
TS-MFK	258	LMB-32

JCASE Fuse Kit

- 20 - 60 amp JCASE fuses



Part Number	Total Pieces	Box
JCAS-FUSE-KIT	25	K203

Glass Fuse Kit

- 2 - 30amp AGC fuses, 9 - 20 amp SFE fuses & fuse taps



Part Number	Total Pieces	Box
GLASS FUSE-KIT	300	PB-12

Micro Fuse Kit - Small

- 5 - 40 amp ATL, ATR & FMM fuses



Part Number	Total Pieces	Box
MFUSE-KIT-SM	120	SMB-16

Automotive Fuse Super Kit

- Includes four drawers with the following kits:
 - JCASE & PAL Fuse Kit
 - Master Fuse Kit (blade fuses)
 - Micro & Low Profile Fuse Kit
 - Fuse Holder & Pigtail Kit



Part Number	Total Pieces	Box
MAXIM-KIT	447	(3) LMB-32, (1) LMB-6 & (1) LMB-H

Other Available Fuse Kits

Maxi Fuse Kit (MAXI-FUSE-KIT), ATO & MINI LED Fuse Kit (ATO/MIN-LED-KIT), PAL Fuse Kit (PAL-FUSE-KIT), Low Profile Mini Fuse Kit (ATM-LP-KIT)

Whether you need one kit or enough kits to fill a shop, Terminal Supply can perfectly meet your inventory needs & keep you organized at the same time. Let us know how we can help you, contact customer service or your local sales rep.



Brass Kits

Air Brake-Nylon Tubing Brass Kit

- Sleeves, nuts, unions, male connectors, male elbows, union tees & inserts



Part Number	Total Pieces	Box
ABFK-36	192	MB-36

Brass Pipe Fitting Kit

- Bushings, hex head plugs, long & close nipples, couplings, & 90° street elbows



Part Number	Total Pieces	Box
BPF-KIT-24	110	LMB-24

Brass Pipe Nipple Kit

- Close & long nipples in 1/8" to 3/4" pipe thread



Part Number	Total Pieces	Box
BPN-KIT-16	79	LMB-16

Other Available Brass / Hydraulic Kits

Brass Compression Kit (BCF-KIT-24), Brass Pipe Accessory Kit (BPCBA-KIT-20), Industrial Push-to-Connect Kit (IPC-KIT-24), Milton Air Coupler Kit (MILAC-KIT), Weatherhead U Series Straight Thread Kit (WUST-KIT-12)

Fastener Kits

Self Drilling Tek Screw Kit

- Pan phillips & hex washer head tek screws



Part Number	Total Pieces	Box
TK-KIT-LG	570	LMB-24
TK-KIT-BLK	570 (black)	LMB-24

Metric Cap Screw Kit

- Screws, hex nuts, flat & lock washers in 8.8 or 10.9 grade



Part Number	Total Pieces	Box
CAPM-40B12	1125	40B12
CAPM109-40B12	1125	40B12

Sheet Metal Screw Kit

- Pan phillips head sheet metal screws, 1/4" - 1-1/2" in length



Part Number	Total Pieces	Box
SMSPP-KIT-LG	1200	LMB-24

KITS & STORAGE UNITS

Fastener Kits, cont'd

Standard Cap Screw Kits



- Screws, hex nuts, flat & lock washers

	Grade 5 Part Number	Grade 8 Part Number	Total Pieces	Box
USS	40B12-AST-5	40B12-AST-8	2300	40B12
	72B12-AST-5	72B12-AST-8	2625	72B12
SAE	40B12-AST-5F	40B12-AST-8F	2300	40B12
	72B12-AST-5F	72B12-AST-8F	2625	72B12

Other Available Fastener Kits

Quadrex Screw Kits
(QDS-KIT-LONG & QDS-KIT-SHORT)
Stainless Steel Cap Screw Kits
(CSCSS-KIT-LG & CSCSS-KIT-40B9)
Machine Screw Kits
(MSPP-KIT-LG & MSRS-KIT-LG)
Coarse Socket Head Screw Kit
(SHCSC-MB36)
Fender Washer Kit (FEN-WASH-KIT)
Misc. Nuts Kit (NUT-KIT)

Hardware Kits

Grease Fitting Kit

- Metric & standard sizes in straight, 45° & 90° angle



Part Number	Total Pieces	Box
GREASE-FIT-KIT	360	LMB-24

Cotter Pin Kit

- Cotter pins ranging from 1/16" x 1" to 3/8" x 2-1/2"



Part Number	Total Pieces	Box
CP-KIT-LG	1135	LMB-24

O-Ring Kit

- Standard: 1-/8" - 1-3/4" I.D.
- Metric: 3mm - 44mm I.D.



Part Number	Total Pieces	Box
OR-KIT	382 (std)	Custom
MOR-KIT	385 (metric)	Custom

Rubber Grommet Kit

- 1/8" to 1" bore diameter



Part Number	Total Pieces	Box
GROMMET-KIT	579	LMB-32

Rivet Kits

- Various sizes, 1/8" - 3/16"



Part Number	Total Pieces	Box
BRAA-KIT	1400 aluminum	LMB-16
BRAS-KIT	1200 alum/steel	LMB-12

Hitch Pin Kit

- Sizes 3/4" to 3-1/4"



Part Number	Total Pieces	Box
HIPC-KIT	210	LMB-12

Custom Kits

Terminal Supply Co. is proud to offer custom kits for our customers. We can let you arrange a kit with exactly the parts you need and we'll include custom designed labels so you can stay organized. Whatever you need, we can make! Call your local sales rep or customer service to get the process started and we'll create an elaborate kit for you & your customers.

Hardware Kits, cont'd

Liquid Tight Plug Kit

- Breakthrough bushings / liquid tight plugs in 14 sizes



Part Number	Total Pieces	Box
LTP-KIT	56	LMB-16

Tapered/Standard Cap/Plug Kit

- 20 sizes, .175" - 1.673"



Part Number	Total Pieces	Box
CAPLUG-KIT	175	LMB-20


Other Available Hardware Kits

- Lynch, Snapper & Detent Pin Kit (SP-KIT)
- Hydraulic O-Ring Kit (W-TSOR-24)
- Snap Bushing Kits (SB-KIT-LG & SB-KIT-SM)

Securing Product Kits

Hose Clamp Kit

- Sizes ranging from 3/8" to 1-9/16" inside dia.



Part Number	Total Pieces	Box
HC-KIT-H	175	LMB-12

Adhesive Lined Shrink Tube Kit

- 7 different sizes to handle 18ga. to 2/0ga. wires



Part Number	Total Pieces	Box
ST-KIT-42	42	LMB-6

Vinyl Coated Clamp Kit

- RBC clamps in sizes ranging from 3/16" to 2"



Part Number	Total Pieces	Box
RBC-KIT	220	LMB-12

Black & Natural Cable Tie Kits

- 4-1/16" to 15-1/2" in length w/ adhesive 4-way mounts



Part Number	Total Pieces	Box
TIE-RAP-KIT-BLK	650 (black)	LMB-6
TIE-RAP-KIT	650 (natural)	LMB-6

Colored 8" Cable Tie Kit

- 8" lengths in 11 colors



Part Number	Total Pieces	Box
TRMC-KIT	275	LMB-6

Other Available Securing Product Kits

- Shrink Tube Kit - 3" pcs. (TS-105-KIT)
- Medium Cable Shrink Tube Kit (MWS-KIT)
- Cable Tie Mount Kit (RAIL-KIT-1 & RAIL-KIT-2)
- Loom Tee Kit (PLS-T-KIT)
- Hose Protector Kit (HP-KIT-LG)
- Stainless Steel Hose Clamp Kit (HCSS-KIT-H)
- Black Nylon Standard Cable Tie Kit-500pc. (CT-BIN-500)

Tool Kits

Abrasive Kit

- Surface conditioning discs, sanding discs & cut off wheels



Part Number	Total Pieces	Box
TS-ABRASIVE-KIT	63	LMB-12

Insertion & Removal Tool Kit

- Packard, Deutsch, Molex & AMP insertion & removal tools



Part Number	Total Pieces	Box
INS-REM-KIT	13	PB-6

Other Available Tool Kits

Drill Bit Kits, see pages 452 & 453 for all of the drill bit kits we offer.

Storage Units

SPB Series: Plastic Boxes

- 7" x 1-1/4" x 3-3/4"



Part Number	Slots
SPB-5	5
SPB-9	9

PB Series: Plastic Boxes

- High strength oil resistant polypropylene
- 11" x 1-3/4" x 6-3/4"



Part Number	Slots
PB-6	6
PB-12	12
PB-13	13
PB-18	18

SMB Series: Metal Boxes

- 13-3/8" x 2" x 9-1/4"



Part Number	Slots
SMB-12	12
SMB-16	16
SMB-20	20
SMB-21	21
SMB-24	24

LMB Series: Metal Boxes

- 18" x 3" x 12"



Part Number	Slots
LMB-6	6
LMB-12	12
LMB-16	16
LMB-20	20
LMB-21	21
LMB-24	24
LMB-32	32
LMB-ADJ	Adjustable, w/ 9 dividers
120-95	Pack of 9 LMB-ADJ dividers

LPB Series: Plastic Boxes

- 18-1/2" x 3" x 13"




Part Number	Slots
LPB-16	Up to 16 / adjustable
6014DP	Pack of 12 LPB-16 dividers
LPB-21	21 / not adjustable
LPB-24	24 / not adjustable
LPB-32	Up to 32 / adjustable
6013DP	Pack of 12 LPB-32 dividers

LPB boxes do not fit in the Metal Housings pictured on page 431.

Storage Units, cont'd

Metal Housing Storage Racks*

- Works with metal boxes (SMB & LMB) only
- LMB-H-HD & LMB-H-VAN versions have ball



*Metal boxes sold separately

Part Number	Drawers	Max Drawer Weight	Dimensions (W x D x H)	Fig.
SMB-H	6	40lbs.	15-1/4" x 11-3/4" x 16-3/8"	A
LMB-2D-H	2	40lbs.	20" x 15-3/4" x 8-1/8"	B
LMB-H	4	40lbs.	20" x 15-3/4" x 15"	C
LMB-H-HD	4	75lbs.	20" x 15-3/4" x 15"	C
LMB-H-VAN	4	75lbs.	20" x 12-1/2" x 15"	C
312-95	Locking hinge for SMB-H, LMB-H, LMB-H-HD & LMB-H-VAN			-

Heavy Duty Bins



Part Number	Slots	Dimensions (W x D x H)
18B12	18	33-3/4" x 12" x 19-1/4"
24B12	24	33-3/4" x 12" x 23-7/8"
32B12	32	33-3/4" x 12" x 19-1/4"
40B12	40	33-3/4" x 12" x 23-7/8"
56B12	56	33-3/4" x 12" x 42"
72B12	72	33-3/4" x 12" x 42"
32B9	32	33-3/4" x 8-1/2" x 19-1/4"
40B9	40	33-3/4" x 8-1/2" x 22-1/4"
72B9	72	33-3/4" x 8-1/2" x 42"

Rack & Bin Bases



Part Number	Type	Dimensions (W x D x H)
315-BASE	SMB	15-1/2" x 12-1/8" x 15-1/8"
304-BASE	LMB	20-9/16" x 16-1/8" x 15-1/8"
382-BASE	8-1/2" bin	33-3/4" x 9" x 5-3/4"
364-BASE	12" bin	33-3/4" x 12-1/4" x 5-3/4"

Adjustable Parts Bins

- Internal slots are: 3-7/8"W x 3-3/4"H x 4-5/8"D



Part Number	Slots	Dimensions (W x D x H)
MB-36	36	23-3/4" x 4-3/4" x 23-3/4"

Aerosol Can Caddy



Part Number	Holds	Dimensions (W x D x H)
CAN CADDY	6 cans	21-1/2" x 3-1/8" x 5-1/4"

Storage Units, cont'd

Threaded Rod Rack

- Openings are 2-1/16" dia.



Part Number	Description	Dimensions (W x D x H)
TRR-18	18 openings	24-1/8" x 6-7/8" x 24"

Wire Spool Racks

- 5/8" dia. steel rods
- WSR holds spools up to 10" dia.,
- WSR-2 ideal for counter top use,
- WSR-1 has a handle for on the road use



Part Number	Rods	Dimensions (W x H x D)
WSR-1	1	26-1/8" x 10-3/8" x 6"
WSR-2	2	26-1/8" x 17-7/8" x 6"
WSR	4	26-1/8" x 37-1/8" x 6"

Wire Holders

- All steel welded frames
- Pinless design eliminates loose parts



Part Number	Size (L x W x H)	Max Spool Size	Fig.
GRN-909	39"L x 30"W x 31"H	18" dia. x 13" W	A
GRN-9505	48"L x 28-1/4"H	7.5" dia. x 18" W	B

Metal Drawer Cabinets

- Drawers are 5-3/8"W x 11-1/4"D x 2-3/4"H
- Other configurations available



Part Number	Racks	Dimensions (W x D x H)
DRC-12	12	33-3/4" x 11-5/8" x 7-3/8"
DRC-18	18	33-3/4" x 11-5/8" x 10-7/8"
DRC-24	24	33-3/4" x 11-5/8" x 14-3/4"
DRC-30	30	33-3/4" x 11-5/8" x 17-3/4"
010-95	Pack of 12 drawer dividers	

Wire Storage Cabinet

- Stores up to 24 3-1/2" spools of wire
- Pullout drawer on top has 21 small compartments & a lockable top




Part Number	Dimensions (W x H x D)
WCAB-H	15-3/16" x 16-7/16" x 11-7/8"


Terminal Supply Co. has access to a huge variety of storage units. We can find a container to store just about any item you need to put away. If you don't see what you're looking for in our catalog, contact customer service or your local sales rep and we'll find you something to meet your exact needs.




Contents



Hand Tools 434



Loom Tools 440


Cleaning Tools 440



Grease Fitting Tools 441



Testers & Gauges 442
Circuit Testers 442
Multimeters 442
Pressure Gauges 442


Blo-Guns 443


Heat Sources 443
Heat Guns 443
Torches 444


Saws 444


Screw Driver Bits 445


Drill Bits 446
Standard Drills & Taps 446
Metric Drills & Taps 452
Drill & Tap Sets 452


Abrasives 454
Terminal Supply Co. Abrasives 454
3M Abrasives 454
SAIT United Abrasives Abrasives 456

REFERENCE	
ORM-D & HAZ-MAT Shipping Fees	444

Hand Tools

Wire Strippers



Part Number	Description	Fig.
GRN-45000	Strips: 34-10ga. wire. Self-adjusts to different wire gauges. Front entry jaws w/ adjustable strip length guide.	A
GRN-20243	Replacement blades for GRN-45000	-
1003	Strips: 26-12ga. wire. Without spring. Compact tool w/ convenient hole for looping or bending wire.	B
1004	Strips: 26-12ga. wire. With spring. Compact tool w/ convenient hole for looping or bending wire.	C
3000	Strips: 22-10ga. wire Versatile wire stripper.	D
L-4421	Replacement blades for 3000	-
45-671	Strips: 22-16ga. wire. Wire gripper holds wire centered in hole.	E
LB-1001	Replacement blades for 45-671	-
KL-11045	Strips: 18-10ga. wire. Spring loaded action for easy operation. Features narrow nose & holes for looping wire.	F

Wire Stripper / Crimper



Part Number	Description	Fig.
RAR-100	Wire range: 26 - 10ga. Crimps: insulated & non-insulated terminal 22-10ga. & ignition terminals 7-8mm. Brass adjustment knob.	A
LI-68280	Cuts & strips: 14-8ga. wire. Crimps: 14-8ga. insulated & non insulated terminals	B
LI-68250	Cuts & strips: 24-14ga. Crimps: 24-14ga. insulated & non insulated terminals	B
KL-2005N	Cuts & strips: 18-10ga. Crimps: 22-10ga. insulated & non insulated terminals	C

Cable Strippers



Part Number	Description
45-128	Strips: 1/4" - 3/4" O.D. wire, insulation to 5/32" thick: PVC rubber, neoprene, teflon, polyethylene, nylon, kapton, fiberglass, fabric, etc.
4216-001	Replacement blades


Hand Tools, cont'd

Coaxial Wire Strippers



Part Number	Description
PA-1255	Adjustable blade, 2 & 3-level strip: .315 outer jacket & .157 inner dielectric. For use w/ RG58, RG59 & RG6 coaxial cable.


Insulated Crimpers



Part Number	Description	Fig.
WT-111K	Crimps: 22-10ga. insulated & non-insulated terminals even in close quarters.	A
PA-1308	Crimps: 22-12ga. Makes precise, "ovalized" barrel primary & secondary crimps to NEC specifications. Color coded dies.	B
PA-2040	Replacement dies for PA-1308	-
PA-8021	Crimps: 22-10ga. Used for large, professional terminals, Panduit, T&B, etc.	C
PA-2035	Replacement die for PA-8021	-

TR-50	Crimps: 22-8ga. Ratchet crimp tool designed for heat shrink terminals	D
-------	---	---


Insulated Crimper/Cutters



Part Number	Description	Fig.
1000	Crimps: 26-10ga., solid wire 22-8ga. Cuts: bolts 4-40 to 10-24. Re-threads bolts. Confined crimping dies for 26-14 & 12-10ga. Separate dies for non-insulated & ignition terminals.	A

1002	Crimps: 22-10ga. Cuts: bolts 4-40 thru 10-24. Crimps: insulated & non-insulated terminals, lugs & 7mm ignition terminals	B
------	--	---


Cutting Tools & Pliers



Part Number	Description	Fig.
XR-2275	Cable tie (up to 1/4" wide)	A
XR-440	High precision mini shears	B
XR-450-S	Tweezer nose pliers	C
XR-501	Adjustable wire stripper/cutter	D

Hand Tools, cont'd

Non-Insulated Crimpers




Part Number	Description	Fig.
WT-111M	Crimps: 22-10ga. non-insulated, solderless terminals. Specially hardened wire cutter w/ tapered nose cuts in confined spaces.	A
GRN-45505G	Crimps: 22-6ga. Used for standard non insulated terminals.	B
TCP-251B	Crimps: 22-6ga. Used for standard non insulated terminals.	C

Indent Crimper



Part Number	Description	Fig.
HDT-48-00	Crimps: 20-12ga. solid contacts. Eight indent. Deutsch crimper.	A
0426-209-0000	Replacement screw for HDT-48-00	-
PA-1461	Crimps: 18-14ga. solid contacts. Four indent. Built-in locator for fast, precise connector alignment.	B
PA-1462	Crimps: 22-20ga. solid contacts. Four indent. Built-in locator for fast, precise connector alignment.	B

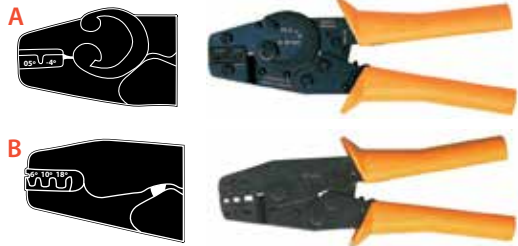
Open Barrel Crimpers



Part Number	Description	Fig.
OB-2210	22-14ga. (2 different dies). General purpose plier type crimping tool for occasional or light duty use.	A
OBT-1028CT	Crimps: 24-14ga. AMP, Molex, Packard unsealed open barrel terminals. 5 precision crimp nests wire.	B
OBTs-1028S	Crimps: 24-14ga. Weather pack & Metri Pack 150 & 280 Series sealed open barrel terminals. (Comes with blue handles)	C
OBS-3016	Crimps: 30-16ga. automotive OEM terminals	D
PA-1306	Crimps: 22-12ga. Amp, Molex, TRW, Cinch open barrel terminals. Ratchet style crimper.	E
PA-2033	Replacement die for PA-1306	-
PA-1631	Crimps: 24-14ga. open barrel terminals, spring contacts, pins & sockets. Makes electrical & mechanical crimps simultaneously. No replacement dies available.	F
PA-1645	Crimps: 30-18ga. open barrel terminals, spring contacts, pins & sockets. Makes electrical & mechanical crimps simultaneously. No replacement dies available.	F

Hand Tools, cont'd

Wire Ferrule Crimpers



Part Number	Description	Fig.
PA-1648	Crimps: 20-12ga. Features full ratchet cycle, manual ratchet release & adjustable crimp tension.	A
PA-1649	Crimps: 10-6ga. Features full ratchet cycle, manual ratchet release & adjustable crimp tension.	B

Communication Connector Crimper




Part Number	Description
E-9Y	Crimps: UR, UY, UG & UB connectors (see terminal section). Stepped jaw crimping tool.

Coaxial Crimpers




Part Number	Description
PA-1317	Crimps: coax RG58, RG59, 62AU, BNC & TNC 3-piece type connectors
PA-2034	Replacement die for PA-1317
PA-1302	Replacement frame for PA-1317
PA-2303	Replacement die screws for PA-1317

Ignition Terminal Crimper



Part Number	Description
TH-550	Crimps: 90° distributor clips, all common spark plug & distributor terminals. Strips ignition cables: suppression, copper, steel, carbon & magnet wire & cuts to proper length.

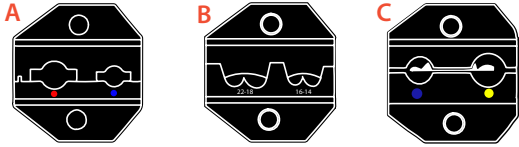
Large Lug Crimpers



Part Number	Description	Fig.
SKT-840	Crimps: 8-4/0ga. terminals & splices. Indent type crimp. Use w/ standard hammer or vice.	A
TS-1080	Crimps: 8-1/0ga. Compression type crimp. 16" long.	B
TS-1090	Crimps: 8-4/0ga. Compression type crimp. 25" long.	C

Hand Tools, cont'd

Flag Terminal Crimping Dies




Part Number	Description	Fig.
CT-300-070	Crimps: 22-14ga. insulated flag terminals.	A
CT-300-071	Crimps: 22-14ga. non insulated flag terminals.	B
CT-9PK-3003D42	Crimps: 16-10ga. insulated flag terminals	C
PA-8000	Crimper frame	D

Side Cutting Pliers



Part Number	Description
KL-D213-9NECR	Crimps: non-insulated connectors, lugs & terminals. High leverage design. Sure-gripping, cross-hatched knurled jaws.

Terminal Tools



Part Number	Description	Fig.
LI-14900	Removes terminals from AMP/Tyco, Molex & Delphi connectors . Retrieves trouble codes from late model GM engine computers.	A
LI-56500	Removes 24-14ga. / 20-14 contact size terminals from Deutsch connectors.	B
LI-59600	Removes Ford terminals. Releases wires without damage to wires or terminal blocks	C
LI-57780	Removes Ford terminals. Releases wires without damage to wires or terminal blocks	D
LI-57790	Handle works with LI-14900, LI-56500 & Li-57780	E

Cable Cutters



Part Number	Description	Fig.
UPB-41	Cuts: copper cable only, up to 2/0ga.	A
KL-63050	Cuts: aluminum cable, up to 4/0ga. & copper cable, up to 2/0ga. Cable gripping shear type jaws. 9-1/2" long.	B
TS-4285	Cuts: copper cable, up to 250MCM. 1075 carbon steel blades are removable for sharpening. 22" long handles.	C
GRN-759	Cuts: aluminum cable, up to 750MCM & copper cable, up to 500MCM. 10-1/2" long. Single speed ratchet mechanism	D


Hand Tools, cont'd

Blind Rivet Hand Tool



Part Number	Description
RT-18	Heavy duty cast aluminum construction for pulling all rivets up to & including 3/16"

Cable Tie Tools




Part Number	Description	Fig.
GRN-45300	Works with: TRS to TRL cable ties, 18-50lbs. Tension adjustment adapts the tool to the size of the tie. Auto cut-off eliminates sharp ends.	A
EVO-7	Works with: TRS to TRL cable ties, 18-80lbs. Durable, light weight, adjustable & user friendly.	B
EVO-9	Works with: TRS to TRL-HD cable ties, 50-250lbs. Durable, light weight, adjustable & user friendly.	C

Snapper Clamp Tool



Part Number	Description
SNP-T-170	Works with: nylon snapper clamps (see securing section). Designed to increase reliability & reduce installation time.

Retractable Scraper



Part Number	Description	Fig.
13626-TOOL	Holder tilts blade to get into tight corners, folds 180° into handle & locks when not in use.	A
13625-BLADE	Replacement single edge razor blades, 100/pk	B
TS-852100	Replacement trapezoid utility blades, 100/pk	C

Wire Insertion Tool



Part Number	Description
LI-61030	Set includes 1/4" & 3/8" O.D. tools for installing wires for audio electronics, aftermarket lighting, alarm systems, etc. Provides extra leverage to pierce through fire wall, rubber grommets & panels.

Loom Tools

PLS Loom Installation Tool



- Easily secure your wiring in our PLS loom
- Made of ABS plastic
- Easy to use, instructions included

Part Number	Loom Size
PLST-1	1/4" - 7/16"
PLST-2	1/2" - 5/8"
PLST-3	3/4" - 7/8"
PLST-4	1" - 1-1/4"

Loom & Plastic Tubing Cutter



- Durable & dependable, with a clean cut every time

Part Number	Loom Size
GRN-862	Cuts: flexible plastic pipe & nylon loom, up to 1-3/8" O.D.

Cleaning Tools

Stainless Steel Twisted Bore Brushes



- Includes: 8mm, 10mm, 12mm, 15mm, 17mm & 19mm brushes w/ a 1/4" hex shank

Part Number	Description
IPA-8080	6 piece set

Master Trailer Cleaner Set



- Includes: 4/5 pin, 6 round pin, 7 flat pin, 7 round pin cleaners, cotton swabs & DeoxIT® contact cleaner in a premium holster

Part Number	Description
IPA-8044	8 piece set

HD Electrical Terminal Maintenance Set



- Includes: diamond-tip terminal cleaners, 7 round pin terminal cleaners, micro round files, bullet connector cleaner & DeoxIT® contact cleaner in a premium holster

Part Number	Description
IPA-8048	17 piece set

Light-Duty Truck & Trailer Connector Cleaners



- Includes: 4/5 pin, 6 round pin, 7 flat pin cleaners

Part Number	Description
IPA-8025	4 piece set

Cleaning Tools, cont'd

7 Round Pin Trailer Terminal Connector Cleaner



- Includes: male & female terminal cleaners that also resize & gauge for wear

Part Number	Description
IPA-8024	2 piece set

Electrical Pin Cleaner & Wear Gauge



- Includes: single pole cleaners designed for precise removal of corrosion & debris in a premium holster

Part Number	Description
IPA-8071	3 piece set

Plow Terminal Cleaner

- Includes: tools to clean & restore male & female electrical plow connectors in a premium holster



Part Number	Description
IPA-8045	3 piece set

Diamond Tip Electrical Terminal Cleaners



- Includes: 3 sizes of tools custom engineered to fit & clean most male/ female flat pin-type connectors in a premium holster

Part Number	Description
IPA-8040	3 piece set

Diamond Micro Round Files



- Includes: 10 sizes of super-hard, flexible & diamond coated files for cleaning small, round female electrical pins in a premium holster

Part Number	Description
IPA-8042	12 piece set

Grease Fitting Tools

Grease Joint Rejuvenator®

- Forces light oil into a grease fitting, flushing out old hardened grease & allowing new grease to be pushed through
- Lubricates & unclogs bearings, control arms, king pins, piston arms, packaging, shafts & bushings



Part Number	Description
IPA-7862	Grease Joint Rejuvenator®

Testers & Gauges

Circuit Testers



Part Number	Description	Fig.
LI-28640	Tests up to 28V. Plastic construction w/ 8' coiled cord & 50 amp ground clamp.	A
LI-28760	Replacement bulb for LI-28640	-
TS-27000	Tests up to 12V. 60" heavy duty rubber insulated wire, ground clip & insulator.	B


Multimeters



Part Number	Description	Fig.
MM-300	Measures: AC/DC voltage (up to 600V), DC current & resistance (10A). Includes test leads & battery. Tests batteries, diodes & continuity. Manual ranging.	A
MM-400	Measures: AC/DC voltage (up to 600V), AC/DC current, resistance (10A), capacitance, temperature & frequency, test diodes & continuity. Auto-ranging.	B
B/9V-ALK	Replacement battery	-

Pressure Gauges

Tire Pressure Gauges



Part Number	Description	Fig.
MI-S-932	45° dial type gauge w/ angled single head chuck. 0-60psi in 1lb. increments or 0-400kPa.	A
MI-S-927	Pencil type gauge w/ dual chuck. 4 sided indicator bar: 2 sides 20-120psi in 2lb. increments & 2 sides 120-820 kPa in 20 kPa units.	B
MI-S-925	Pencil type gauge w/ single chuck & deflator valve. 4 sided indicator bar: 2 sides 20-120psi in 2lb. increments & 2 sides 120-820 kPa in 20 kPa units.	C
MI-976	Service gauge w/ dual head chuck. 4 sided indicator bar: calibrated 2 sides 10-160psi in 2lb. increments & 2 sides 80-1100kPa in 20 kPa units.	D
MI-S986	Straight foot service gauge w/ dual chuck. 4 sided indicator bar: 2 sides 20-160psi in 2lb. increments & 2 sides 80-1100 kPa in 20 kPa units.	E

Pressure Gauges, cont'd

Tire Inflator / Pressure Gauge



Part Number	Description
MI-98-A1-501	Heavy duty inflator w/ dual foot, large bore locking chuck & 15ft. hose. 10 - 160psi. Conforms to Military Spec GG-G-91D, Type III, Style 2

Blo-Guns

Full-Flow Safety Lever Blo-Gun



Part Number	Description
MI-150	150psi max working pressure. SCFM 10.0 @ 100psi. 1/4" NPT air inlet, 7/16"-27 nozzle thread size, 1/2"-27 body outlet thread size. OSHA compliant

Heat Sources

Heat Guns



Part Number	Description	Fig.
HG-501A	Temp range: 500°-750°. Air flow: 23 CFM. 1680W, 14 amps, 120 volts. UL & CSA Listed. Pivots in stand.	A
PH-1400	Temp range: 130°-1000°F. Air flow: 4-16 CFM. 1410W, 11 amps, 120 volts. UL & CSA Listed. LCD display & built-in stand.	B
PH-1400K	Kit includes: PH-1400 heat gun, 5 attachments & case	-
EC-100	Temp: 500° & 1000°F. Air flow: 7 & 9 CFM. 1200W, 10 amps, 120 volts. UL Listed. Built-in stand & hand guard.	C
EC-100K	Kit includes: EC-100 heat gun, 4 attachments & case	-
8200	Soldering gun w/ tin plated copper tip for superior heat transfer. Instant heat when trigger is pulled. Dual temp: 140/100W	D
8200-TIP	Replacement solder tip for 8200	-

Torches

Butane Torches



Part Number	Description	Fig.
TS-4000-HG*	Burn time: 30 minutes. Features: refillable, super slim design & convenient pull down stand.	A
GT-70	Max temp: 2500°F. Burn time: 30 minutes. Features: refillable, self-igniting & adjustable flame.	B
MT-51	Max temp: 2500°F. Burn time: up to 2 hours. Features: refillable, hands-free base & flame control adjustment.	C
MT-70	Max temp: 2500°F. Burn time: up to 1 hour. Features: refillable, hands-free lock & flame control adjustment.	D
GB-2001*	Max temp: 2500°F. Burn time: up to 1 hour. Features: refillable, detachable stand & flame control adjustment	E
BT-2500*	Max temp: 2500°F. Burn time: up to 1 hour. Features: refillable & table top stand	F

*These products will incur extra HAZ-MAT shipping charges

Torch Kits



Part Number	Description	Fig.
UT-100SI	Self-igniting, flameless heat tool w/ soldering tip, heat tip & shrink tube attachment. (other tips available) Burn time: 4 hours.	A
PRO-120K	Self-igniting butane torch w/ a heat reflector, tube of 60/40 rosin core solder & cooling sponge. Max temp: 2400°F as torch, 500°F for hot knife or soldering iron.	B

Torch Refill Butane Gas



Part Number	Description	Size
CAN-B	Comes w/ 6 refill adaptors	9oz.

ORM-D & HAZ-MAT Shipping Fees

Many of the torches in this section are marked **HAZ-MAT** due to changes in the laws for shipping potentially dangerous chemicals. Please note that, although torches may not come filled with fuel, they are all tested prior to sale and therefore may contain traces of fuel, deeming them hazardous. These will incur an extra delivery charge. If you have any questions regarding this, please contact your local sales rep or customer service at 800-989-9632.

Saws

Hacksaw Blades

- High speed steel edged blade resists breakage for longer wearing



Part Number	Teeth / Inch	Dimensions (L x W x T)
FV51-HS-1224	24	12" x .5" x .025"
FV51-HS-1232	32	12" x .5" x .025"
FV51-HS-1024	24	10" x .5" x .025"

Saws, cont'd

Reciprocating Blades - For Metal

- Bi-metal construction for maximum flexibility, break resistance & lasting sharpness
- Exclusive plunge tip makes starting cuts faster & easier



Part Number	Teeth / Inch	Dimensions (L x W x T)	Type	Qty./ Pack
GRN-353-123	Progressive	6" x 3/4" x .035"	Straight	5
GRN-353-614	14	6" x 3/4" x .035"	Straight	5
GRN-353-618	18	6" x 3/4" x .035"	Straight	5
GRN-353-624	24	6" x 3/4" x .035"	Straight	5
GRN-353-814	14	8" x 3/4" x .050"	Straight	2
GRN-353-818	18	8" x 3/4" x .050"	Straight	2

Hole Saws

- Bi-metal construction will outlast other blades
- Steam oxide finish allows blade to run cooler for longer life & better performance



Part Number	Description
GRN-825-3/4	3/4" hole saw
GRN-825-7/8	7/8" hole saw
GRN-825-1	1" hole saw
GRN-825-1-1/8	1-1/8" hole saw
GRN-825-1-3/8	1-3/8" hole saw
GRN-825-1-1/2	1-1/2" hole saw
GRN-825-1-3/4	1-3/4" hole saw
GRN-825-2	2" hole saw
GRN-825-2-1/4	2-1/4" hole saw
GRN-825-2-1/2	2-1/2" hole saw
GRN-825-3	3" hole saw
GRN-825-3-1/4	3-1/4" hole saw
GRN-825-3-5/8	3-5/8" hole saw

Part Number	Description
GRN-825-3-3/4	3-3/4" hole saw
GRN-825-4-1/8	4-1/8" hole saw
GRN-825-4-1/2	4-1/2" hole saw
GRN-825-4-3/4	4-3/4" hole saw

Kits

Part Number	Description
GRN-830	Hole saw kit: 1/2" to 2" sizes
GRN-834	Hole saw kit: 2-1/2" to 4" sizes
GRN-835	Hole saw kit: 1/2" to 4" sizes
GRN-889	Plumber's hole saw kit: 3/4" to 2-1/4"
GRN-890	Industrial hole saw kit: 3/4" to 4-3/4"
GRN-891	Electrician/Plumber's hole saw kit: 3/4" to 2-1/2" sizes

Arbors & Pilot Drills

Part Number	Shank Size	Works With Saws
GRN-38522	5/16"	
GRN-37157	1/4"	9/16" - 1-3/16"
GRN-37155	7/16"	
GRN-37156B	7/16"	1-1/4" - 6"
GRN-38526	1/4"	Pilot drill

Screw Driver Bits

Magnetic Power Nutsetters

- 1/4" hex drive hardened steel



Part Number	Size
MAG CHUCK-1/4	1/4"
MAG CHUCK-5/16	5/16"
MAG CHUCK-3/8	3/8"

Square Recess Power Bits



Part Number	Size
SRPB-KW40-93211	1
SRPB-KW40-93213	2
SRPB-KW40-93215	3

Screw Driver Bits, cont'd

Square Recess Insert Bits



Part Number	Size	
SRIB-KW40-92201	0	
SRIB-KW40-92203	1	1/4" shank
SRIB-KW40-92205	2	1" length
SRIB-KW40-92207	3	

Slotted Power Bits With Finder



Part Number	Size	
SLPB-KW40-93191	#5-6	1/4" shank
SLPB-KW40-93193	#6-8	
SLPB-KW40-93195	#10-12	2-5/32" length

Pozidriv Power Bits



Part Number	Size	
POZPB-KN5474203	1x2	
POZPB-KN5474207	1x3-1/2	
POZPB-KN5474212	2x2	1/4" shank
POZPB-KN5474216	2x3-1/2	
POZPB-KN5474221	3x2	
POZPB-KN5474225	3x3-1/2	

TORX Insert Bits



Part Number	Size	
TORXB-71505	T5	
TORXB-71506	T6	
TORXB-71507	T7	
TORXB-71508	T8	
TORXB-71509	T9	
TORXB-71510	T10	1/4" shank
TORXB-71515	T15	1" length
TORXB-71520	T20	
TORXB-71525	T25	
TORXB-71527	T27	
TORXB-71530	T30	
TORXB-71540	T40	
TORXB-71545	T45	5/16" shank
TORXB-71550	T50	1-3/8" length
TORXB-71555	T55	

Phillips Insert Bits



Part Number	Size	
PIB-KW40-92001	0	
PIB-KW40-92005	1	1/4" shank
PIB-KW40-92011	2	1" length
PIB-KW40-92019	3	

Metric Socket Head Insert Bits



Part Number	Size	
SHMBKN54-71315	6mm	1/4" shank
SHMBKN54-71318	8mm	
SHMBKN54-71321	10mm	1-1/4" length
SHMBKN54-71324	12mm	

Ratchet Screw Driver Set


- Includes: phillips bits, square bits, star bits, Pozidriv bits, hex bits, clutch bits, tri-wing bits, torq bits, spanner bits, slotted bits, ratchet screwdriver & much more



Part Number	Description
TS-2841	135 piece set

Drill Bits

Unibit Step Drills



Part Number	# of Hole Sizes	Hole Range	Shank Size	Step Increments	Step Thickness	Fig.
UNI-00700	13	1/8" to 1/2"	1/4	1/32	1/8	A
UNI-00701	6	3/16" to 1/2"	1/4	1/16	3/8	B
UNI-00702	12	3/16" to 7/8"	3/8	1/16	1/8	C
UNI-00703	9	1/4" to 3/4"	3/8	1/16	5/32	D
UNI-00704	8	9/16" to 1"	3/8	1/16	5/32	E
UNI-00710	10	13/16" to 1-3/8"	3/8	1/16	5/32	F

Drill Bits, cont'd

Our super premium, high performance drill & taps offer:

- A substantially longer cutting life
- Cuts harder materials
- Stops drill walking
- Holds tighter hole size
- Outstanding quality appearance
- Runs cooler, uses less torque

Standard Drills & Taps

Type 175AG: Mechanics Length Drill

- 3 flats on shank, 1/4" & larger



Part # - Dia.	Length	Part # - Dia.	Length
175AG-1/16	1-7/8"	175AG-19/64	3-7/8"
175AG-5/64	2"	175AG-5/16	4"
175AG-3/32	2-1/4"	175AG-21/64	4-1/16"
175AG-7/64	2-3/8"	175AG-11/32	4-1/8"
175AG-1/8	2-1/2"	175AG-23/64	4-3/16"
175AG-9/64	2-5/8"	175AG-3/8	4-1/4"
175AG-5/32	2-3/4"	175AG-25/64	4-5/16"
175AG-11/64	2-7/8"	175AG-13/32	4-3/8"
175AG-3/16	3"	175AG-27/64	4-7/16"
175AG-13/64	3-1/8"	175AG-7/16	4-1/2"
175AG-7/32	3-1/4"	175AG-29/64	4-5/8"
175AG-15/64	3-3/8"	175AG-15/32	4-3/4"
175AG-1/4	3-1/2"	175AG-31/64	4-7/8"
175AG-17/64	3-5/8"	175AG-1/2	5"
175AG-9/32	3-3/4"		

Type QR-AG: 1/4" Quick Release Drills



Part # - Dia.	Length	Part # - Dia.	Length
QR-AG-1/16	2-5/8"	QR-AG-5/16	4"
QR-AG-3/32	3-1/4"	QR-AG-11/32	4-7/32"
QR-AG-1/8	3-1/2"	QR-AG-3/8	4-1/4"
QR-AG-5/32	3-1/2"	QR-AG-13/32"	4-1/2"
QR-AG-3/16	3-3/4"	QR-AG-7/16	4-1/2"
QR-AG-7/32	4"	QR-AG-15/32	4-7/8"
QR-AG-1/4	4-1/2"	QR-AG-1/2	5"
QR-AG-9/32	3-13/16"		

For an assortment of the most popular QR-AG drills all in one convenient box, pick up our Quick Release Drill Bit Assortment (QR-12).

Type 130AG: 1/2" Shank Drills



Part # - Dia.	Length	Part # - Dia.	Length
130AG-33/64	6"	130AG-55/64	6"
130AG-17/32	6"	130AG-7/8	6"
130AG-35/64	6"	130AG-57/64	6"
130AG-9/16	6"	130AG-29/32	6"
130AG-37/64	6"	130AG-59/64	6"
130AG-19/32	6"	130AG-15/16	6"
130AG-39/64	6"	130AG-61/64	6"
130AG-5/8	6"	130AG-31/32	6"
130AG-41/64	6"	130AG-63/64	6"
130AG-21/32	6"	130AG-1	6"
130AG-43/64	6"	130AG-1-1/32	6"
130AG-11/16	6"	130AG-1-1/16	6"
130AG-45/64	6"	130AG-1-3/32	6"
130AG-23/32	6"	130AG-1-1/8	6"
130AG-47/64	6"	130AG-1-5/32	6"
130AG-3/4	6"	130AG-1-3/16	6"
130AG-49/64	6"	130AG-1-7/32	6"
130AG-25/32	6"	130AG-1-1/4	6"
130AG-51/64	6"	130AG-1-5/16	6"
130AG-13/16	6"	130AG-1-3/8	6"
130AG-53/64	6"	130AG-1-7/16	6"
130AG-27/32	6"	130AG-1-1/2	6"

Type 50AG: Spiral Flute Car Reamers



Part # - Dia.	Min. Starting Hole	Shank Dia.	Length
50AG-3/8	5/16"	3/8"	4-5/8"
50AG-1/2	3/8"	1/2"	5-7/8"
50AG-9/16	7/16"	1/2"	5-7/8"
50AG-5/8	7/16"	1/2"	6-3/8"
50AG-11/16	15/32"	1/2"	6-3/8"
50AG-3/4	1/2"	1/2"	6-7/8"
50AG-1	7/8"	1/2"	6-7/8"

Standard Drills & Taps, cont'd

Type 190AG: Jobbers Length Drills



Part # - Dia.	Length	Part # - Dia.	Length
190AG-1/16	1-7/8"	190AG-19/64	4-3/8"
190AG-5/64	2"	190AG-5/16	4-1/2"
190AG-3/32	2-1/4"	190AG-21/64	4-5/8"
190AG-7/64	2-5/8"	190AG-11/32	4-3/4"
190AG-1/8	2-3/4"	190AG-23/64	4-7/8"
190AG-9/64	2-7/8"	190AG-3/8	5"
190AG-5/32	3-1/8"	190AG-25/64	5-1/8"
190AG-11/64	3-1/4"	190AG-13/32	5-1/4"
190AG-3/16	3-1/2"	190AG-27/64	5-3/8"
190AG-13/64	3-5/8"	190AG-7/16	5-1/2"
190AG-7/32	3-3/4"	190AG-29/64	5-5/8"
190AG-15/64	3-7/8"	190AG-15/32	5-3/4"
190AG-1/4	4"	190AG-31/64	5-7/8"
190AG-17/64	4-1/8"	190AG-1/2	6"
190AG-9/32	4-1/4"		

Type 190AG: Jobbers Length Drills - Wire



Part # - Wire Ga.	Length	Part # - Wire Ga.	Length
190AG-1	3-7/8"	190AG-31	2-3/4"
190AG-2	3-7/8"	190AG-32	2-3/4"
190AG-3	3-3/4"	190AG-33	2-5/8"
190AG-4	3-3/4"	190AG-34	2-5/8"
190AG-5	3-3/4"	190AG-35	2-5/8"
190AG-6	3-3/4"	190AG-36	2-1/2"
190AG-7	3-5/8"	190AG-37	2-1/2"
190AG-8	3-5/8"	190AG-38	2-1/2"
190AG-9	3-5/8"	190AG-39	2-3/8"
190AG-10	3-5/8"	190AG-40	2-3/8"
190AG-11	3-1/2"	190AG-41	2-3/8"
190AG-12	3-1/2"	190AG-42	2-1/4"
190AG-13	3-1/2"	190AG-43	2-1/4"
190AG-14	3-3/8"	190AG-44	2-1/8"
190AG-15	3-3/8"	190AG-45	2-1/8"
190AG-16	3-3/8"	190AG-46	2-1/8"
190AG-17	3-3/8"	190AG-47	2"
190AG-18	3-1/4"	190AG-48	2"
190AG-19	3-1/4"	190AG-49	2"
190AG-20	3-1/4"	190AG-50	2"
190AG-21	3-1/4"	190AG-51	2"
190AG-22	3-1/8"	190AG-52	1-7/8"
190AG-23	3-1/8"	190AG-53	1-7/8"
190AG-24	3-1/8"	190AG-54	1-7/8"
190AG-25	3"	190AG-55	1-7/8"
190AG-26	3"	190AG-56	1-3/4"
190AG-27	3"	190AG-57	1-3/4"
190AG-28	2-7/8"	190AG-58	1-5/8"
190AG-29	2-7/8"	190AG-59	1-5/8"
190AG-30	2-3/4"	190AG-60	1-5/8"

Type 190AG: Jobbers Length Drills - Letter



Part # - Letter Size	Length	Part # - Letter Size	Length
190AG-A	3-7/8"	190AG-N	4-3/8"
190AG-B	4"	190AG-O	4-1/2"
190AG-C	4"	190AG-P	4-5/8"
190AG-D	4"	190AG-Q	4-3/4"
190AG-E	4"	190AG-R	4-3/4"
190AG-F	4-1/8"	190AG-S	4-7/8"
190AG-G	4-1/8"	190AG-T	4-7/8"
190AG-H	4-1/8"	190AG-U	5"
190AG-I	4-1/8"	190AG-V	5"
190AG-J	4-1/8"	190AG-W	5-1/8"
190AG-K	4-1/4"	190AG-X	5-1/8"
190AG-L	4-1/4"	190AG-Y	5-1/4"
190AG-M	4-3/8"	190AG-Z	5-1/4"

Type 128AG: 3/8" Shank Drills



Part # - Dia.	Length	Part # - Dia.	Length
128AG-25/64	5-1/8"	128AG-31/64	5-7/8"
128AG-13/32	5-1/4"	128AG-1/2	6"
128AG-27/64	5-3/8"	128AG-17/32	6"
128AG-7/16	5-1/2"	128AG-9/16	6"
128AG-29/64	5-5/8"	128AG-19/32	6"
128AG-15/32	5-3/4"	128AG-5/8	6"

Standard Drills & Taps, cont'd

Type 115: Economy Jobbers Length Drills



Part # - Dia.	Length	Part # - Dia.	Length
115-1/64	3/4"	115-17/64	4-1/8"
115-1/32	1-3/8"	115-9/32	4-1/4"
115-3/64	1-3/4"	115-19/64	4-3/8"
115-1/16	1-7/8"	115-5/16	4-1/2"
115-5/64	2"	115-21/64	4-5/8"
115-3/32	2-1/4"	115-11/32	4-3/4"
115-7/64	2-5/8"	115-23/64	4-7/8"
115-1/8	2-3/4"	115-3/8	5"
115-9/64	2-7/8"	115-25/64	5-1/8"
115-5/32	3-1/8"	115-13/32	5-1/4"
115-11/64	3-1/4"	115-27/64	5-3/8"
115-3/16	3-1/2"	115-7/16	5-1/2"
115-13/64	3-5/8"	115-29/64	5-5/8"
115-7/32	3-3/4"	115-15/32	5-3/4"
115-15/64	3-7/8"	115-31/64	5-7/8"
115-1/4	4"	115-1/2	6"

Type 115: Economy Jobbers Length Drills - Letter



Part # - Letter Size	Length	Part # - Letter Size	Length
115-A	3-7/8"	115-N	4-3/8"
115-B	4"	115-O	4-1/2"
115-C	4"	115-P	4-5/8"
115-D	4"	115-Q	4-3/4"
115-E	4"	115-R	4-3/4"
115-F	4-1/8"	115-S	4-7/8"
115-G	4-1/8"	115-T	4-7/8"
115-H	4-1/8"	115-U	5"
115-I	4-1/8"	115-V	5"
115-J	4-1/8"	115-W	5-1/8"
115-K	4-1/4"	115-X	5-1/8"
115-L	4-1/4"	115-Y	5-1/4"
115-M	4-3/8"	115-Z	5-1/4"

Type 115: Economy Jobbers Length Drills - Wire



Part # - Wire Ga.	Length	Part # - Wire Ga.	Length
115-1	3-7/8"	115-31	2-3/4"
115-2	3-7/8"	115-32	2-3/4"
115-3	3-3/4"	115-33	2-5/8"
115-4	3-3/4"	115-34	2-5/8"
115-5	3-3/4"	115-35	2-5/8"
115-6	3-3/4"	115-36	2-1/2"
115-7	3-5/8"	115-37	2-1/2"
115-8	3-5/8"	115-38	2-1/2"
115-9	3-5/8"	115-39	2-3/8"
115-10	3-5/8"	115-40	2-3/8"
115-11	3-1/2"	115-41	2-3/8"
115-12	3-1/2"	115-42	2-1/4"
115-13	3-1/2"	115-43	2-1/4"
115-14	3-3/8"	115-44	2-1/8"
115-15	3-3/8"	115-45	2-1/8"
115-16	3-3/8"	115-46	2-1/8"
115-17	3-3/8"	115-47	2"
115-18	3-1/4"	115-48	2"
115-19	3-1/4"	115-49	2"
115-20	3-1/4"	115-50	2"
115-21	3-1/4"	115-51	2"
115-22	3-1/8"	115-52	1-7/8"
115-23	3-1/8"	115-53	1-7/8"
115-24	3-1/8"	115-54	1-7/8"
115-25	3"	115-55	1-7/8"
115-26	3"	115-56	1-3/4"
115-27	3"	115-57	1-3/4"
115-28	2-7/8"	115-58	1-5/8"
115-29	2-7/8"	115-59	1-5/8"
115-30	2-3/4"	115-60	1-5/8"

Type 140G: Twin End Drills - Magnum Super Premium



Part # - Dia.	Length	Part # - Dia.	Length
140G-3/32	1-3/4"	140G-5/32	2-1/8"
140G-7/64	1-15/16"	140G-3/16	2-5/16"
140G-1/8	1-15/16"	140G-7/32	2-9/16"
140G-9/64	2"	140G-1/4	2-5/8"

Standard Drills & Taps, cont'd

Type 135AG: Stub Length Drills



Part # - Dia.	Length	Part # - Dia.	Length
135AG-1/16	1-5/8"	135AG-19/64	2-3/4"
135AG-5/64	1-11/16"	135AG-5/16	2-13/16"
135AG-3/32	1-3/4"	135AG-21/64	2-15/16"
135AG-7/64	1-13/16"	135AG-11/32	3"
135AG-1/8	1-7/8"	135AG-23/64	3-1/16"
135AG-9/64	1-15/16"	135AG-3/8	3-1/8"
135AG-5/32	2-1/16"	135AG-25/64	3-1/4"
135AG-11/64	2-1/8"	135AG-13/32	3-5/16"
135AG-3/16	2-3/16"	135AG-27/64	3-3/8"
135AG-13/64	2-1/4"	135AG-7/16	3-7/16"
135AG-7/32	2-3/8"	135AG-29/64	3-9/16"
135AG-15/64	2-7/16"	135AG-15/32	3-5/8"
135AG-1/4	2-1/2"	135AG-31/64	3-11/16"
135AG-17/64	2-5/8"	135AG-1/2	3-3/4"
135AG-9/32	2-11/16"		

Type 190AL: Left Hand Spiral Drills



Part # - Dia.	Length	Part # - Dia.	Length
190AL-1/16	1-7/8"	190AL-19/64	4-3/8"
190AL-5/64	2"	190AL-5/16	4-1/2"
190AL-3/32	2-1/4"	190AL-21/64	4-5/8"
190AL-7/64	2-5/8"	190AL-11/32	4-3/4"
190AL-1/8	2-3/4"	190AL-23/64	4-7/8"
190AL-9/64	2-7/8"	190AL-3/8	5"
190AL-5/32	3-1/8"	190AL-25/64	5-1/8"
190AL-11/64	3-1/4"	190AL-13/32	5-1/4"
190AL-3/16	3-1/2"	190AL-27/64	5-3/8"
190AL-13/64	3-5/8"	190AL-7/16	5-1/2"
190AL-7/32	3-3/4"	190AL-29/64	5-5/8"
190AL-15/64	3-7/8"	190AL-15/32	5-3/4"
190AL-1/4	4"	190AL-31/64	5-7/8"
190AL-17/64	4-1/8"	190AL-1/2	6"
190AL-9/32	4-1/4"		

Type 25AG: Straight Flute Bottoming Style Taps



Part # - Dia. - Thread	# of Flutes	Part # - Dia. - Thread	# of Flutes
25AG-2-56	3	25AG-1/2-20	4
25AG-3-48	3	25AG-9/16-12	4
25AG-4-40	3	25AG-9/16-18	4
25AG-5-40	3	25AG-5/8-11	4
25AG-6-32	3	25AG-5/8-18	4
25AG-6-40	3	25AG-3/4-10	4
25AG-8-32	4	25AG-3/4-16	4
25AG-8-36	4	25AG-7/8-9	4
25AG-10-24	4	25AG-7/8-14	4
25AG-10-32	4	25AG-1-8	4
25AG-12-24	4	25AG-1-12	4
25AG-12-28	4	25AG-1-14	4
25AG-1/4-20	4	25AG-1-1/8-7	4
25AG-1/4-28	4	25AG-1-1/8-12	4
25AG-5/16-18	4	25AG-1-1/4-7	4
25AG-5/16-24	4	25AG-1-1/4-12	6
25AG-3/8-16	4	25AG-1-3/8-6	4
25AG-3/8-24	4	25AG-1-3/8-12	6
25AG-7/16-14	4	25AG-1-1/2-6	4
25AG-7/16-20	4	25AG-1-1/2-12	6
25AG-1/2-13	4		

Type 20AG: Spiral Pointed Plug Style Taps



Part # - Dia. - Thread	# of Flutes	Part # - Dia. - Thread	# of Flutes
20AG-6-32	2	20AG-5/16-24	2
20AG-6-40	2	20AG-3/8-16	3
20AG-8-32	2	20AG-3/8-24	3
20AG-8-36	2	20AG-7/16-14	3
20AG-10-24	2	20AG-7/16-20	3
20AG-10-32	2	20AG-1/2-13	3
20AG-12-24	2	20AG-1/2-20	3
20AG-12-28	2	20AG-5/8-11	3
20AG-1/4-20	2	20AG-5/8-18	3
20AG-1/4-28	2	20AG-3/4-10	3
20AG-5/16-18	2	20AG-3/4-16	3

Standard Drills & Taps, cont'd

Type 23AG: Straight Flute Taper Style Taps



Part #-Dia.-Thread	# of Flutes
23AG-2-56	3
23AG-3-48	3
23AG-4-40	3
23AG-5-40	3
23AG-6-32	3
23AG-6-40	3
23AG-8-32	4
23AG-8-36	4
23AG-10-24	4
23AG-10-32	4
23AG-12-24	4
23AG-12-28	4
23AG-1/4-20	4
23AG-1/4-28	4
23AG-5/16-18	4
23AG-5/16-24	4
23AG-3/8-16	4
23AG-3/8-24	4
23AG-7/16-14	4
23AG-7/16-20	4
23AG-1/2-13	4

Part #-Dia.-Thread	# of Flutes
23AG-1/2-20	4
23AG-9/16-12	4
23AG-9/16-18	4
23AG-5/8-11	4
23AG-5/8-18	4
23AG-3/4-10	4
23AG-3/4-16	4
23AG-7/8-9	4
23AG-7/8-14	4
23AG-1-8	4
23AG-1-12	4
23AG-1-14	4
23AG-1-1/8-7	4
23AG-1-1/8-12	4
23AG-1-1/4-7	4
23AG-1-1/4-12	6
23AG-1-3/8-6	4
23AG-1-3/8-12	6
23AG-1-1/2-6	4
23AG-1-1/2-12	6

Type 24AG: Straight Flute Plug Style Taps



Part #-Dia.-Thread	# of Flutes
24AG-2-56	3
24AG-3-48	3
24AG-4-40	3
24AG-5-40	3
24AG-6-32	3
24AG-6-40	3
24AG-8-32	4
24AG-8-36	4
24AG-10-24	4
24AG-10-32	4
24AG-12-24	4
24AG-12-28	4
24AG-1/4-20	4
24AG-1/4-28	4
24AG-5/16-18	4
24AG-5/16-24	4
24AG-3/8-16	4
24AG-3/8-24	4
24AG-7/16-14	4
24AG-7/16-20	4
24AG-1/2-13	4

Part #-Dia.-Thread	# of Flutes
24AG-1/2-20	4
24AG-9/16-12	4
24AG-9/16-18	4
24AG-5/8-11	4
24AG-5/8-18	4
24AG-3/4-10	4
24AG-3/4-16	4
24AG-7/8-9	4
24AG-7/8-14	4
24AG-1-8	4
24AG-1-12	4
24AG-1-14	4
24AG-1-1/8-7	4
24AG-1-1/8-12	4
24AG-1-1/4-7	4
24AG-1-1/4-12	6
24AG-1-3/8-6	4
24AG-1-3/8-12	6
24AG-1-1/2-6	4
24AG-1-1/2-12	6

Combination Drill / Tap Bits

- Hole drilling, tapping & deburring/countersinking in one operation
- Back tapered beyond tap to prevent thread damage from over-drilling
- Made from hardened high-speed steel for longer life
- High quality hex shank ensures strong connection to drill chuck
- Designed to tap up to 10 gauge metal



Part Number	Description
GRN-DTAP6-32	6-32NC bit
GRN-DTAP8-32	8-32NC bit
GRN-DTAP10-24	10-24NC bit
GRN-DTAP10-32	10-32NF bit
GRN-DTAP12-24	12-24NC bit
GRN-DTAP1/4-20	1/4-20NC bit
GRN-DTAP5/16-18	5/16-18NC bit
GRN-DTAP3/8-16	3/8-16NC bit

Get an assortment of the most popular DTAP drill/taps all in one convenient box, pick up our 6 piece Combination Drill / Tap Bit Assortment (GRN-DTAP-KIT)

Metric Drills & Taps

Type 170AG: Metric Jobber Length Drills



Part # - Dia.	Length	Part # - Dia.	Length
170AG-1.0	41mm	170AG-7.5	111mm
170AG-1.5	48mm	170AG-8.0	114mm
170AG-2.0	51mm	170AG-8.5	121mm
170AG-2.5	60mm	170AG-9.0	124mm
170AG-3.0	70mm	170AG-9.5	127mm
170AG-3.5	73mm	170AG-10.0	130mm
170AG-4.0	83mm	170AG-10.5	133mm
170AG-4.5	86mm	170AG-11.0	140mm
170AG-5.0	92mm	170AG-11.5	143mm
170AG-5.5	95mm	170AG-12.0	149mm
170AG-6.0	102mm	170AG-12.5	152mm
170AG-6.5	105mm	170AG-13.0	152mm
170AG-7.0	105mm		

Type 780: Metric Hi-Carbon Steel Plug Style Taps



Part # - Size - Pitch	# of Flutes	Part # - Size - Pitch	# of Flutes
780-3X0.50	4	780-10X1.50	4
780-3X0.60	4	780-11X1.50	4
780-4X0.70	4	780-12X1.25	4
780-4X0.75	4	780-12X1.50	4
780-5X0.80	4	780-12X1.75	4
780-5X0.90	4	780-14X1.25	4
780-6X1.00	4	780-14X1.50	4
780-7X1.00	4	780-14X2.00	4
780-8X1.00	4	780-16X1.50	4
780-8X1.25	4	780-16X2.00	4
780-9X1.00	4	780-18X1.50	4
780-9X1.25	4	780-18X2.00	4
780-10X1.00	4	780-18X2.50	4
780-10X1.25	4		

Type 21AG: Metric Spiral Pointed Plug Style Taps



Part # - Size - Pitch	# of Flutes	Part # - Size - Pitch	# of Flutes
21AG-2.5-0.45	2	21AG-5.0-0.80	2
21AG-3.0-0.50	2	21AG-6.0-1.00	2
21AG-3.5-0.60	2	21AG-8.0-1.25	2
21AG-4.0-0.70	2		

Drill & Tap Sets

High Performance Cutting Tool Lubricant

- Refined, no-run formula
- Smoke free, non-flammable & non-toxic
- No methyl chloroform (1,1,1-trichloroethane) or other ozone depleting substances
- Extends tool life & reduces chip welding



Part Number	Net Weight
CL-4	4oz.
CL-16	16oz.

1/2 Shank Silver & Deming Drill Set



Part Number	# of Drills	Sizes / Contents
SD-4SP	4	9/16", 5/8", 3/4", 1"

Drills & Taps Sets, cont'd

Stud Out Bolt Remover Sets



Part Number	# of Drills	Sizes / Contents
BR-8	8	Type 420EX: 1, 2, 3, 4 Type 190AL: 3/32, 1/8, 3/16, 1/4
BR-10	10	Type 420EX: 1, 2, 3, 4, 5 Type 190AL: 3/32, 1/8, 3/16, 1/4, 5/16

Mechanics Length Drill Sets - Small




Part Number	# of Drills	Sizes / Contents
SPM-13	13	Type 175AG: 1/16 - 1/4 by 64ths
SPM-15	15	Type 175AG: 1/16 - 1/2 by 32nds
SPM-21	21	Type 175AG: 1/16 - 3/8 by 64ths
SPM-29	29	Type 175AG: 1/16 - 1/2 by 64ths

Mechanics Lengths Drill Bit Sets - Large



Part Number	# of Drills	Sizes / Contents
MDK-51	51	Type 175AG: 1/16 - 1/2 by 64ths
MDK-51-115	51	Type 115: 1/16 - 1/2 by 64ths
MDK-51-CN	51	Type 190CN: 1/16 - 1/2 by 64ths
DF-29		Replacement Box
MDK-51-REFILL		Refill drills for MDK-51 kit

Left-Hand Spiral Drill Sets



Part Number	# of Drills	Sizes / Contents
LF-8-SET	8	Type 190AL: 1/16 - 1/2 by 16ths
LF-12-SET	12	Type 190AL: 1/16 - 5/16 by 32nds, 3/8, 7/16, 1/2

Combination Drill / Tap Bit Sets



Part Number	# of Drills	Sizes / Contents
GRN-DTAPKIT	6	6-32, 8-32, 10-24, 10-32, 12-24, 1/4-20

Tap & Drill Sets



Part Number	# of Drills	Sizes / Contents
SP-12TD	12	Type 190AG: 36, 29, 25, 21, 7, F Type 20AG: 6-32, 8-32, 10-24, 10-32, 1/4-20, 5/16-18. Box: I-12TD
SP-18TD	18	Type 190AG: 36, 29, 25, 21, 7, F, 5/16, U, 27/64 Type 20AG: 6-32, 8-32, 10-24, 10-32, 1/4-20, 5/16-18, 3/8-16, 7/16-14, 1/2-13. Box: I-18TD
SF-18TDC	18	Type 190AG: 36, 29, 25, 21, 7, F, 5/16, U, 27/64 Type 24AG: 6-32, 8-32, 10-24, 10-32, 1/4-20, 5/16-18, 3/8-16, 7/16-14, 1/2-13. Box: I-18TDC
SF-18TDF	18	Type 190AG: 33, 29, 25, 21, 3, 1, Q, 25/64, 29/64 Type 24AG: 6-40, 8-36, 10-24, 10-32, 1/4-28, 5/16-24, 3/8-24, 7/16-20, 1/2-20. Box: I-18TDF

Abrasives

Terminal Supply Co. Abrasives



Aluminum Oxide Resin Bonded Cut Off Wheels

- 54 Grade
- Sold individually,
- Sizes available up to 14", please inquire. Mins may apply.



Part Number	Dia.	Thickness	Arbor	Max RPM
TS-COW-2116x14	2"	1/16"	1/4"	30,558
TS-COW-2116x38	2"	1/16"	3/8"	30,558
TS-COW-218x14	2"	1/8"	1/4"	45,000
TS-COW-218x38	2"	1/8"	3/8"	45,000
TS-COW-3132x14	3"	1/32"	1/4"	25,000
TS-COW-3132x38	3"	1/32"	3/8"	25,000
TS-COW-3116x14	3"	1/16"	1/4"	25,000
TS-COW-3116x38	3"	1/16"	3/8"	25,000
TS-COW-318x38	3"	1/8"	3/8"	25,000

TS-ARBOR-32 Arbor - works with 1/4" & 3/8"

Star-Brite Surface Conditioning Discs

- For use in gasket removal, paint & rust removal, bead sanding & body scuffing & paint prep



Part Number	Color	Grade	Dia.
TS-SC2-VFINE	Gray	Very fine	2"
TS-SC2-FINE	Blue	Fine	2"
TS-SC2-MEDIUM	Burgundy	Medium	2"
TS-SC2-COARSE	Brown	Coarse	2"
TS-SC3-VFINE	Gray	Very fine	3"
TS-SC3-FINE	Blue	Fine	3"
TS-SC3-MEDIUM	Burgundy	Medium	3"
TS-SC3-COARSE	Brown	Coarse	3"

Aluminum Oxide Sanding Discs

- For use in light welds, blending surfaces, paint prep, sanding & breaking edge applications



Part Number	Grade	Dia.
TS-SP2-24	24	2"
TS-SP2-36	36	2"
TS-SP2-50	50	2"
TS-SP2-80	80	2"
TS-SP2-120	120	2"
TS-TL-PAD-2	2" back-up pad w/ 1/4" shaft	

Part Number	Grade	Dia.
TS-SP3-24	24	3"
TS-SP3-36	36	3"
TS-SP3-50	50	3"
TS-SP3-80	80	3"
TS-SP3-120	120	3"
TS-TL-PAD-3	3" back-up pad w/ 1/4" shaft	

3M Abrasives

Cut-Off Wheels

- Designed to provide high cut rates & long life on most materials



Part Number	Dia.	Thickness	Arbor	Max RPM
3M-66514	3"	1/32"	3/8"	35,000
3M-66513	3"	1/32"	1/4"	35,000
3M-66516	3"	1/16"	3/8"	28,000
3M-66518	4"	1/32"	3/8"	26,250
3M-66520	4"	1/16"	3/8"	21,000

3M Abrasives, cont'd

Utility Roll

- For contour sanding, deburring & rust removal
- 50 yard rolls
- Color may vary



Part Number	Grade	Width
3M-19792	80	1"
3M-19811	80	1-1/2"
3M-19823	80	2"
3M-19791	100	1"
3M-19810	100	1-1/2"
3M-19822	100	2"
3M-19790	120	1"
3M-19809	120	1-1/2"
3M-19821	120	2"
3M-19789	150	1"

Part Number	Grade	Width
3M-19808	150	1-1/2"
3M-19820	150	2"
3M-19788	180	1"
3M-19807	180	1-1/2"
3M-19787	220	1"
3M-19806	220	1-1/2"
3M-19805	240	1-1/2"
3M-19785	280	1"
3M-19816	280	2"

Roloc Surface Conditioning Discs

- For cleaning & removal of light rust, oxides & coatings



Part Number	Grade / Color	Dia.
3M-15393	36 / Brown	1"
3M-05528	36 / Brown	2"
3M-05532	36 / Brown	3"
3M-12954	36 / Brown	4"
3M-15392	60 / Maroon	1"
3M-05527	60 / Maroon	2"
3M-05531	60 / Maroon	3"
3M-12953	60 / Maroon	4"
3M-15391	80 / Blue	1"
3M-05523	80 / Blue	2"
3M-05530	80 / Blue	3"
3M-12952	80 / Blue	4"

Roloc Discs - 777F

- Ideal w/ air tools to provide fast deburring, blending & finishing of all types of metal



Part Number	Grade / Color	Dia.
3M-76629	36 / Black	2"
3M-76631	36 / Black	3"
3M-76628	60 / Rust	1-1/2"
3M-76433	60 / Rust	2"
3M-76633	60 / Rust	3"
3M-14660	80 / Yellow	1-1/2"
3M-14661	80 / Yellow	2"
3M-76634	80 / Yellow	3"

Scotch-Brite™ Hand Pads


- For cleaning, deburring & finishing various metals & surfaces
- Will not rust



Part Number	Grade/Color	Qty.
3M-04051	Coarse / Gray	10
3M-04029	Medium / Maroon	20
3M-04028	Fine / Lt. Gray	20

Roloc Bristle Discs

- For cleaning, finishing, blending & deburring where extra conforming is needed



Part Number	Grade / Color	Dia.
3M-18730	50 / Green	2"
3M-18734	50 / Green	3"
3M-18732	80 / Yellow	2"
3M-18736	80 / Yellow	3"
3M-18733	120 / White	2"

Roloc Rubber Backup Pads

- Female threaded to accept any 1/4"-20 threaded shaft



Part Number	Grade	Dia.
3M-45101	Medium	1"
3M-45095	Medium	2"
3M-45092	Medium	3"
3M-45096	Hard	2"
3M-45091	Hard	3"
3M-45102	1/4"-20 threaded shaft	

SAIT United Abrasives Abrasives

Aluminum Oxide Flap Wheels

- Excellent choice for cleaning, deburring, polishing & blending
- 1" wide; 1/4" straight shank



Part Number	Grade	Dia.
UA-70010	60	1"
UA-70040	60	1-1/2"
UA-70050	60	2"
UA-70070	60	2-1/2"
UA-70100	60	3"
UA-70011	80	1"
UA-70041	80	1-1/2"
UA-70051	80	2"

Part Number	Grade	Dia.
UA-70071	80	2-1/2"
UA-70101	80	3"
UA-70012	120	1"
UA-70042	120	1-1/2"
UA-70052	120	2"
UA-70072	120	2-1/2"
UA-70102	120	3"

A24 Aluminum Oxide Depressed Grinding Center Wheels

- Fast Grinding (A24N) wheels are used for grinding ferrous metals & low grade stainless steel
- Long Life (A24R) wheels are used for grinding ferrous metals



Fast Grinding Part Number	Long Life Part Number	Dia.	Width	Bore
UA-20015	UA-20013	4"	1/4"	5/8"
UA-20050	N/A	4-1/2"	3/16"	7/8"
UA-20150	N/A	4-1/2"	3/16"	5/8"-11
UA-20060	UA-20063	4-1/2"	1/4"	7/8"
UA-20160	UA-20163	4-1/2"	1/4"	5/8"-11
UA-20070	UA-20073	5"	1/4"	7/8"
UA-20170	UA-20173	5"	1/4"	5/8"-11
UA-20078	UA-20079	6"	1/4"	7/8"
UA-20178	UA-20076	6"	1/4"	5/8"-11
UA-20081	UA-20080	7"	1/4"	7/8"

Premium Zirconium Ovation™ Flap Discs

- High density design for softer, cushioned grinding, blending & finishing
- 7/8" arbor



Part Number	Grade	Dia.
UA-78005	36	4-1/2"
UA-78045	36	7"
UA-78008	60	4-1/2"
UA-78048	60	7"
UA-78009	80	4-1/2"
UA-78049	80	7"

Aluminum Oxide Cutting Wheels



- Type 27 wheels have special aluminum oxide formulation for fast cutting & durability
- Type 1 wheels are extremely durable and self sharpening for long life & a cooler cut

Part Number	Description	Dia.	Width	Bore
UA-23174	Type 1	4-1/2"	.045"	7/8"
UA-22021	Type 27 (depressed center)	4-1/2"	.045"	7/8"

Wire End Brushes

- For use on portable power tools to clean & finish recessed areas or pipes
- 1/4" shank diameter



Part Number	Dia.	Wire Style	Overall Length
UA-06701	1"	.020" knot type	2-5/8"
UA-06709	1"	.020" crimped type	2-5/8"
UA-06704	1"	.020" stainless knot type	2-5/8"
UA-06702	3/4"	.014" crimped type	2-5/8"
UA-06703	3/4"	.014" knot type	2-5/8"
UA-06710	1-1/2"	.012" circular flared crimped type	1-3/4"
UA-06705	2-1/2"	.014" circular flared type	1-3/4"
UA-06712	2"	.014" crimped wheel type	1-1/4"
UA-06711	3"	.014" stainless steel circular flared crimped type	1-3/4"
UA-06713	3"	.014" crimped wheel type	1-1/4"
UA-06714	3"	.014" stainless steel crimped wheel type	1-1/4"

Contents



Cyclo Service Aids	458
Professional RTV Gasket Makers	458
Cleaners	458
Lubricants	458
Fluids	458
Fleet & Winter Products	459
Specialty Products	459



Dynatex Service Aids	459
RTV Silicone	459
Cleaners	460
Lubricants	460
Threadlockers / Anaerobic	460
Sealants / Repair Adhesives	460



B'laster Service Aids	461
------------------------------	------------



Seymour Service Aids	461
-----------------------------	------------



Hand Cleaners	462
----------------------	------------



Industrial Maintenance Paints	462
Spray Paints	462
Paint Markers	464

REFERENCE

ORM-D & HAZ-MAT Shipping Fees	459
-------------------------------	-----

Cyclo Service Aids

Made in the
USA

Professional RTV Gasket Makers

- 100% silicone, no fillers added
- Oxygen sensor safe
- Pressure resistant
- Low volatile formula meets GM 9985443 spec
- Forms leak proof seal
- Great adhesive for metal, plastic, wood & more



Part Number	Description	Color	Net Weight	Case Qty.
CY-C-991	OEM, hi-temp silicone	Black	9.8oz.	24
CY-C-992	OEM, hi-temp silicone	Red	9.8oz.	24
CY-C-993	Low odor silicone	Clear	9.8oz.	24
CY-C-999	OEM, hi-temp silicone	Gray-OX	13.0oz.	6

Cleaners



Part Number	Description	Net Weight	Case Qty.
CY-C-1	Carb Clean®	12.5oz.	12
CY-C-5	Carb Clean®	19oz.	12
CY-C-30	Engine Clean®: HD degreaser	16oz.	12
CY-C-111C	Brakes & Parts Clean: non-chlorinated	14oz.	12
CY-C-32	Brake & Parts Clean: non-flammable	18oz.	12
CY-C-331	Glass Cleaner	19oz.	12

Lubricants



Part Number	Description	Net Weight	Case Qty.
CY-C-10	Break Away: fast penetrating oil	13oz.	12
CY-C-33	Silicone Spray: extra heavy duty	10oz.	12
CY-C-34	White Grease: with teflon	11.5oz.	12
CY-C-305	Z Lube™: moisture displacement lube	10oz.	12
CY-C-661	Heavy Duty Chain & Cable Lube	11oz.	6

Fluids



Part Number	Description	Net Weight	Case Qty.
CY-C-28	Power Steering Fluid	32oz.	12
CY-C-56	DOT3 Super Heavy Duty Brake Fluid	32oz.	12

Fleet & Winter Products



Part Number	Description	Net Weight	Case Qty.
CY-C-97	Air Brake Anti-Freeze & Dryer	32oz.	12
CY-C-99	Starting Fluid	7.2oz.	12
CY-C-100	Starting Fluid	10.7oz.	12

Specialty Products



Part Number	Description	Net Weight	Case Qty.
CY-C-35	Under Coating: rubberized	16oz.	12
CY-C-87	Quick Dry Electronic Cleaner	11oz.	12
CY-C-904	Headliner & Carpet Spray Adhesive: non-chlorinated	14.25oz.	12
CY-C-121	Battery Protector	11oz.	12

Dynatex Service Aids

RTV Silicone



Part Number	Description	Color	Net Weight	Case Qty.
DY-49200	Gasket maker, tube (carded)	Black	3oz.	12
DY-49271	Gasket maker, pressurized can	Black	8oz.	12
DY-49272	Gasket maker, pressurized can	Red	8oz.	12
DY-49203	Gasket maker, oxygen sensor safe, tube (boxed)	Blue	3oz.	12
DY-49276	Gasket maker, oxygen sensor safe, pressurized can	Blue	8oz.	12
DY-49293	Gasket maker, oxygen sensor safe, cartridge	Blue	300mL	12
DY-49204	Adhesive / sealant, tube (carded)	Clear	3oz.	12
DY-49274	Adhesive / sealant, pressurized can	Clear	8oz.	12
DY-49280	Industrial grade sealant, cartridge	Clear	11oz.	12
DY-49281	Industrial grade sealant, cartridge	Gray	11oz.	12
DY-49285	Industrial grade sealant, cartridge	White	11oz.	12
DY-49297	Industrial grade sealant, cartridge	Black	11oz.	12
DY-49289	Marine grade sealant, cartridge	Clear	11oz.	12

ORM-D & HAZ-MAT Shipping Fees

All of the chemicals in this section are considered **ORM-D** due to changes in the laws for shipping potentially dangerous chemicals. All quantities shown in this catalog (singles & cases) will not incur any extra shipping charges. Larger quantities, however, may. If you have any questions regarding this, please contact your local sales rep or customer service at 800-989-9632.

Cleaners



Part Number	Description	Net Weight	Case Qty.
DY-52105	Carb & Choke Cleaner	12oz.	12
DY-52165	Engine Degreaser	16oz.	12*
DY-52145	Electrical Parts Cleaner	16oz.	12
DY-49665	Brake & Parts Cleaner: non-chlorinated	14oz.	12

Lubricants



Part Number	Description	Net Weight	Case Qty.
DY-52115	Silicone Lubricant	10.25oz.	12
DY-49596	White Lithium Grease	10.5oz.	12
DY-49634	Dielectric Grease, tube (carded)	.33oz.	12
DY-49635	Dielectric Grease, tube (boxed)	5oz.	12
DY-49550	Alum. Anti-Seize & Lubricating Compound, brush-top	4oz.	24
DY-49558	Alum. Anti-Seize & Lubricating Compound, brush-top	8oz.	12
DY-49560	Alum. Anti-Seize & Lubricating Compound, brush-top	16oz.	12
DY-49576	Anti-Seize & Lubricating Compound, aerosol	12oz.	12
DY-49582	Anti-Seize & Lube Compound, brush-top - copper	8oz.	12
DY-49584	Nickel Anti-Seize & Lubricating Compound, brush-top	8oz.	12
DY-49593	Brake System Silicone Compound, tube (boxed)	5.3oz.	12
DY-49598	Motor Assembly Grease, tube	6oz.	12
DY-49611	Red Grease, aerosol	11oz.	12

Threadlockers / Anaerobic



Part Number	Description	Net Weight	Case Qty.
DY-49441	Boltlocker, blue medium strength, bottle (carded)	6ml	6
DY-49442	Boltlocker, blue medium strength, bottle (carded)	24ml	6
DY-49446	Boltlocker Gel, blue medium strength, pump	35ml	6
DY-49451	Boltlocker, red high strength, bottle (carded)	6ml	6
DY-49452	Boltlocker, red high strength, bottle (carded)	24ml	6
DY-49456	Boltlocker Gel, red high strength, pump	35ml	6
DY-49486	Pipe Sealant w/ Teflon, tube	50ml	6
DY-49494	Thread Sealant w/ Teflon, brush-top	4oz.	12
DY-49495	Thread Sealant w/ Teflon, brush-top	16oz.	6

Are you looking for Battery Service Aids? Go to our Battery Products section starting on page 95 to see the wide array of battery related chemicals we offer. Or contact customer service & we can find you exactly what you need.

*These items sold in case quantities only

Sealants / Repair Adhesives



Part Number	Description	Net Weight	Case Qty.
DY-39358	Hi-Tack Gasket Spray, aerosol	9oz.	12
DY-49401	Rear View Mirror Adhesive, includes primer, bottle (carded)	6ml	12
DY-49403	Super Glue, tube (carded)	3gr.	12
DY-49431	Super Glue, bottle w/applicator tip (carded)	20gr.	10
DY-49433	Super Glue Gel, tube (carded)	2gr.	12
DY-49429	Super Weather Strip & Gasket Adhesive, black, tube (boxed)	5oz.	12
DY-49409A	4 Minute Epoxy	1oz.	12
DY-49390	GTX Multi-Seal, black, cartridge	10.1oz.	12
DY-49391	GTX Multi-Seal, white, cartridge	10.1oz.	12*
DY-49392	GTX Multi-Seal, gray, cartridge	10.1oz.	12*

B'laster Service Aids



Part Number	Description	Net Weight	Case Qty.
CBD-16	Citrus Based Degreaser	11oz.	12
ATC-16	Air Tool Conditioner	12oz.	12
ATL-16-LUBE	Air Tool Lubricant	16oz.	12
GDL-16	Garage Door Lube	12oz.	12
BLAST-16-DS	PB Penetrating Catalyst	12oz.	12
CSP-16	Corrosion Stop	11oz.	6
PB-50	All-Purpose Lubricant	8oz.	12

Seymour Service Aids



Part Number	Description	Net Weight	Case Qty.
SSP-20-146	Rapid Seal Rubberized Sealant	20oz.	12
SSP-620-1502	Chain & Cable Lube	20oz.	6
SSP-620-1505	Dry Moly Lube	20oz.	6
SSP-620-1506	Dry Graphite	20oz.	6
SSP-620-1507	Heavy Duty Anti-Seize	20oz.	6
SSP-620-1543	Super Strength Penetrating Oil	20oz.	6
SSP-620-1557	Tool Cutting Oil	20oz.	6

*These items sold in case quantities only

Hand Cleaners

Liquid Hand Cleaners



Part Number	Description	Size	Case Qty.
GLK-11-4400	Citrus Lotion	4000ml	4
GLK-12-4400	Pumicized Citrus Lotion	4000ml	4
GLK-14-4400	Premium Blue™ Hand & Body Soap	4000ml	4
GLK-20-4400	Pumicized Turbo™ Cherry Enriched	4000ml	4
GLK-0-5000	Dispenser / Reservoir		

Cleaning Wipes

- Removes dirt, grease & grime
- Features: texturized, easy dispensing lid



Part Number	Size	Qty./Pkg.	Fig.
GLK-21-9060	10" x 12"	90	A
SURGE-HT	12" x 8"	75	B

Industrial Maintenance Paints

Spray Paints

Industrial Paints & Primers

- High solids paint does not run or sag
- Gives twice the coverage of conventional spray paint
- Resists oil, gas, heat & sunlight
- Sold single or in cases of 6



Part Number	Color	Net Weight
SSP-620-1407	Red oxide	20oz.
SSP-620-1411	Aluminum	20oz.
SSP-620-1412	Flat white	20oz.
SSP-620-1413	Gloss white	20oz.
SSP-620-1415	Gloss black	20oz.
SSP-620-1416	ANSI 61 Gray	20oz.
SSP-620-1417	ANSI 49 Dark gray	20oz.
SSP-620-1418	ANSI 70 Light gray	20oz.
SSP-620-1419	Safety yellow	20oz.
SSP-620-1423	Safety red	20oz.

Part Number	Color	Net Weight
SSP-620-1427	Safety blue	20oz.
SSP-620-1430	Lift blue	20oz.
SSP-620-1431	Lt. gray primer	20oz.
SSP-620-1432	Sky Jack orange	20oz.
SSP-620-1433	Flat black	20oz.
SSP-620-1436	JL orange	20oz.
SSP-620-1435	Tan	20oz.
SSP-620-1437	Waste Management green	20oz.
SSP-620-1441	IHC red	20oz.
SSP-620-1443	New equipment yellow	20oz.
SSP-620-1449	Dark green	20oz.
SSP-620-1450	Omaha orange	20oz.
SSP-620-1452	Safety green	20oz.
SSP-16-805	White primer	16oz.
SSP-16-807	Red iron oxide primer	16oz.
SSP-16-828	Black primer	16oz.

Spray Paints, cont'd

General Use Enamel Paints & Primers

- For indoor / outdoor use
- Does not include lead, CFC's or chlorinated solvents
- Designed for close-up spraying (8-10")
- Eliminates wasted paint, over-spraying & sag
- Sold single or in cases of 12



Part Number	Color	Net Weight
SSP-98-2	Gloss white	16oz.
SSP-98-3	Gloss black	16oz.
SSP-98-4	Cherry red	16oz.
SSP-98-10	Flat black	16oz.
SSP-98-12	Flat white	16oz.
SSP-98-15	Light gray primer	16oz.
SSP-98-24	Satin black	16oz.
SSP-98-26	Red oxide primer	16oz.
SSP-98-34	Gloss light yellow	16oz.
SSP-98-35	Gloss medium blue	16oz.
SSP-98-88	Gloss bright green	16oz.

Farm & Industry Enamel Paint

- For indoor / outdoor use
- Inhibits rust & resists heat & gasoline
- Hides well, dries fast & resists chipping & peeling
- Sold single or in cases of 6



Part Number	Color	Net Weight
SSP-16-213	New Caterpillar yellow	16oz.
SSP-16-212	Old Caterpillar yellow	16oz.
SSP-16-214	International Harvester red	16oz.
SSP-16-266	New John Deere yellow	16oz.
SSP-16-268	New John Deere green	16oz.
SSP-20-1686	School bus yellow	20oz.

Inverted Marking Paint

- Produces vivid marks
- Does not clog
- Safe for grass
- VOC compliant
- Water based
- Sold single or in cases of 12



Part Number	Color	Net Weight
SSP-20-652	White	20oz.
SSP-20-653	Precaution Blue	20oz.
SSP-20-657	Fluorescent orange	20oz.
SSP-20-658	Fluorescent red / orange	20oz.
SSP-20-670	Alert orange	20oz.
SSP-20-676	Hi-Vis yellow	20oz.
SSP-20-679	Fluorescent Pink	20oz.

Rust Converter & Primer

- Penetrates rust on any iron or steel surface & turns it into a protective black coating
- Compatible w/ most top coats
- Sold single or in cases of 6



Part Number	Color	Net Weight
SSP-16-045	Black	16oz.

Weldable Primer

- Zinc enhanced coating
- Less smoke & electrode wearing when welding
- Cuts faster than 100% zinc rich coatings
- Stops rust creepage
- Sold single or in cases of 6



Part Number	Color	Net Weight
SSP-20-1675	Gray	20oz.

Spray Paints, cont'd

Professional Trim Paint

- Formulated using an acrylic resin that resists fading from UV light & degradation from chemicals
- Sold single or in cases of 6



Part Number	Color	Net Weight
SSP-20-1679	Semi-gloss black	16oz.

Hi-Heat Coating

- Withstands temps up to 1200°F on a continuous basis
- Creates porcelain-like bond at high temps
- Resists peeling, loss of adhesion & blistering
- Sold single or in cases of 6



Part Number	Color	Net Weight
SSP-16-1201	Aluminum	16oz.
SSP-16-1203	Black	16oz.

Easy Trigger Spray Gun

- Attaches to any standard spray paint can
- Holds down spray head for no more sore fingers
- Paint not included



Part Number	Color
SSP-Z-13	Spray trigger gun

Inverted Paint Marking Wand

- Lightweight tool is ideal for a wide range of precise marking applications
- Paint not included



Part Number	Color
SSP-Z-606	Inverted paint marker

Keep your shop in order by making sure that every can of paint, cleaner or lubricant has its place. Go to page 430 for all of the different storage options we have in stock today.

Paint Markers

Bullet Tip Paint Markers

- Indoor & outdoor use
- Permanent (fade & abrasion resistant), waterproof & quick drying
- Oil based opaque paint
- Writes on metal & most surfaces



Part Number	Color	Part Number	Color
PM-16-BLK	Black	PM-16-RED	Red
PM-16-BLU	Blue	PM-16-WHT	White
PM-16-GRN	Green	PM-16-YEL	Yellow

Rolling Ball Steel Tip Paint Markers

- Indoor & outdoor use
- Will withstand extreme weather condition, washing, oil, grease & rubbing
- Bright, opaque & sharply defined marks
- Glides effortlessly on any surface



Part Number	Color	Part Number	Color
MM-66-BLK	Black	MM-66-RED	Red
MM-66-BLU	Blue	MM-66-WHT	White
MM-66-GRN	Green	MM-66-YEL	Yellow

Section	Page	Section	Page	Section	Page
#		Section	Page	Section	Page
.093" Pin & Socket: Connectors & Tools	79	Back-Up Alarm Switches	301	Continuous Solenoids	129
1-1/2, 3/4, 1/3 HP Toggle Switches	175	Back-Up Alarms	299	Convuluted Split Loom & Accessories	410
1/0 Gauge Terminals	49	Back-up Lamp Plugs - Incandescent	278	Copper Lugs	96
12 Volt Adapters	49	Back-Up Lamps - LED	266	Cotter Pins	386
12-10 Gauge Terminals	28	Back-up Lamps - Incandescent	278	Cup Point Set Screws	367
12V to 24V Voltage Converters	134	Batteries	202	Custom Harnesses	216
13-Way Glass Filled Nylon Tractor/Trailer Connectors	244	Battery Cable	116	Cyclo Service Aids	458
16-14 Gauge Terminals	17	Battery Cables - Premade	104	D	
2 Gauge Terminals	48	Battery Chargers	107	Dash Fans	254
2-1/2" Round Clearance / Marker Lamps - LED	269	Battery Charging Posts	105	DC Hourmeters	252
2" Round Clearance / Marker Lamps - LED	267	Battery Chemicals	108	Delphi Connectors	62
2/0 Gauge Terminals	50	Battery Control Products	189	Delphi 56 & 59 Series: Tools	63
20-18 Gauge: Crimp/Solder/Shr. Adh. Lined Terminals	10	Battery Isolators	132	Delphi 56 Series: Unsealed Connectors	62
22-18 Gauge Terminals	7	Battery Lugs & Terminals	96	Delphi 59 Series: Unsealed Connectors	63
26-24 Gauge Terminals	7	Battery Nuts & Bolts	101	Delphi Reel Terminals	78
3/0 Gauge Terminals	51	Battery Power Products	102	Detent Pins	387
3/4" Single Diode C/M Lamps - LED	273	Battery Product Kits	425	Deutsch Connectors & Tools	86
3M Abrasives	454	Battery Service Aids & Accessories	108	Die Cast Liftgate Tractor/Trailer Connectors	240
4 Gauge Terminals	45	Battery Terminal Accessories	108	Directional Arrows	285
4-Way Die Cast Tractor/Trailer Connectors	240	Battery Terminal Protectors	103	Disconnect Adapters	57
4" Round Mounting Acc. - LED	260	Beehive C/M Lamps - LED	270	Displacement Connectors, Self Stripping	56
4" Round Park / Turn Lamps - LED	259	Black Oxide Fasteners	372	Disposable Gloves	206
4" Round Stop / Tail / Turn Lamps - LED	258	Blade Fuses & Accessories	141	Document Holders	255
4/0 Gauge Terminals	52	Blind Rivets	393	Door Switches	185
6 Gauge Terminals	2	Blo-Guns	443	Double Wire Snapper Pins	387
6-Way Die Cast Tractor/Trailer Connectors	241	Bonded Booster Cable	116	Drill & Tap Sets	452
6" Oval Mid-Turn Lamps - LED	264	Bonded Wire	113	Drill Bits	446
6" Oval Mounting Accessories - LED	263	Brake Coils & Gladhand Products	250	DT Series: Connectors	87
6" Oval Park / Turn Lamps - LED	262	Brass Connectors	304	DTM Series: Connectors	86
6" Oval Stop / Tail / Turn Lamps - LED	261	Brass Kits	427	DTP Series: Connectors	88
7-Way Die Cast Tractor/Trailer Connectors	241	Bussbars	160	Dual Battery Selector	191
7-Way Glass Filled Nylon Tractor/Trailer Connectors	242	C		Duct Tape	418
7-Way RV Tractor/Trailer Connectors	243	Cable Clamps	403	Duplex Primary Wire	113
7" Round Lamps - LED	265	Cable Ties & Mounts	398	Dynatex Service Aids	459
8 Gauge Terminals	39	Cameras	253	E	
A		Cap Screws - Stainless Steel	377	Ear Muffs	203
Abrasives	454	Cap Screws - Zinc Plated	357	Ear Plugs	202
ABS Trailer Cable	114	Cap Screws - Zinc Plated Steel Alloy - Metric	380	ECCO Replacement Bulbs	298
AC to DC Converters	134	Carriage Bolts, USS - Plated	366	Electrical Adapters	248
Adhesive Clips	417	Cartridge Fuses	149	Electrical Pigtail Connectors, Self Stripping	58
Adhesive Lined Shrink Tubing	414	Circuit Breaker Accessories	159	Electrical Tape	419
Adhesive Sealant	421	Circuit Breaker Boots	159	Electro-Mechanical Flashers	168
Air Brake Hose	327	Circuit Breaker Mounting Brackets	160	Electronic Brake Controls	252
Air Brake - Nylon Tubing Brass Fittings	307	Circuit Testers - Trailer Connector	247	Electronic Dual Relay	166
Air Brake Hose End Kit	328	Circuit Testers - Multi-Purpose	442	Electronic LED Flashers	170
Air Couplers & Plugs	320	Clamps	403	Emergency Light Bars	284
Air Respirators	203	Cleaners - Cyclo	458	Engine Start Switches	185
AMP CPC, Series 1: Connectors	82	Cleaners - Dynatex	460	Environmentally Sealed Micro Switches	176
AMP CPC, Series 3: Connectors	83	C/M Lamp Plugs - LED	273	Expandable Self-Fitting Loom	411
AMP CPC, Series 4: Connectors	83	C/M Lamp Plugs - Incandescent	281	Extra Heavy Duty Toggle Switches	174
AMP SuperSeal 1.5mm Series: Connectors	81	C/M Lamps & Accessories - LED	279	Eyewear	203
ANL & ANN Fuse Holder	151	Clevis Pins	388	F	
ANL & ANN Fuses	151	Clips	135	Fabric Loom	411
ANL & ANN Fuses & Accessories	151	Closed Back Terminal Blocks	126	Fastener Kits	427
Anti-Corrosives	282	Coaxial Cable & Connectors	120	Feed Thru Stud Type Junction Block	105
Anti-Rotational HD Stacking Battery Terminals	98	Cole Hersee Relays	162	Female Tap Connectors, Self Stripping	56
ATL Micro Fuses	145	Coll-O-Crimp Couplings	330	Fire Sleeve	346
ATO Fuse Blocks	147	Combination Battery & Welding Cable	117	First Aid Kits	206
ATO Fuse Holders	146	Combination Tail Lamps - LED	266	Flasher Accessories	170
ATO Fuses	145	Combination Tail Lamps - Incandescent	278	Flashers	168
ATR Micro Fuse Holders	144	Commercial Grade	199	Flashlights	200
ATR Micro Fuses	144	Common BusBars	127	Fleet & Winter Products	459
Automotive Wire	111	Communication Connectors	57	Floor Board Screws - Unplated	368
B		Compression Brass Fittings	314	Fluids	458
B'laster Service Aids	461	Concealed Strobe Systems	296	Foot Operated Switches	187
		Connector Kits	424	For-Seal® Steel Caps & Plugs	325
		Conspicuity Tape	194		

SECTION INDEX

Section	Page
Forward & Reverse Relay Module	166
Forward Lighting	236
Fuel Injector Hose	328
Fuel Line Hose	328
Full Port 600WOG Forged Brass Ball Valve	319
Fully Threaded Rods - Zinc Plated Steel	368
Fuse Kits	426
Fuse Pullers & Testers	149
Fuse Taps	149
Fusible Link Wire	123
G	
General Purpose Hose Clamps	406
Gladhand Products	251
Glass Fuse Blocks	139
Glass Fuses & Accessories	138
GPT Primary Wire	111
Grease Fittings	392
Ground Straps	104
GT-150 & GT-280 Series: Tools	75
GT-150 Series: Sealed Connectors	73
GT-280 Series: Sealed Connectors	74
GXL Wire	111
H	
Hand Cleaners	462
Hand Tools	434
Hansen HK Series Fittings	341
Hardware Kits	428
HD10 Series: Connectors	89
HD30 Series: Connectors	91
HDL Terminal Protectors	103
HDP20 Series: Connectors	92
Headlamp Sealed Beams & Flashers	210
Headlight Dimmer	187
Heat Guns	443
Heat Sources	443
Heater Hose	327
Heavy Duty Toggle Switches	173
Heavy Duty Momentary Push Button Switches	184
Heavy Duty Push-Pull Switches	186
Heavy Duty Battery Accessories	105
Heavy Duty Battery Feeder Stud	105
Heavy Duty Battery Jumper Terminals	105
Heavy Duty Grade Wiring Devices	200
Heavy Duty Inverters	134
Heavy Duty Tarp Straps	251
Hella Relays	163
Hella Skirted Mini Relays	164
Hellermann Tyton Cable Tie Mounts	401
Hellermann Tyton Cable Ties	398
Hex Flange Bolts - Unplated	365
Hex Tap Bolts (Full Threaded) - Zinc Plated Steel	365
High Amp Circuit Breakers	158
High Pressure Hose	343
High Temp Heater Hose	327
High Temp Porcelain Wire Nut Connectors	54
Hitch Pins	388
Hook & Loop	422
Hookup Wire	121
Horns	301
Hose Clamp Racks	409
Hose Clamps	406
Hose Protectors	343
Hydraulic Hose	342
Hydraulic O-Rings	396
Hydraulic Tooling	347

Section	Page
I	
Identification Light Bars - LED	271
Identification Light Bars - Incandescent	281
Ignition Switches	188
Illuminated Toggle Switches	177
Illuminated Rocker Switches	182
IlSCO Aluminum Sgl. Hole Mechanical Lugs	60
IlSCO Connectors	58
IlSCO Copper Compression Lugs	58
IlSCO Copper Compression Sleeves	59
IlSCO Copper Single Hole Mechanical Lugs	59
IlSCO Copper Split Bolts	60
Impact Tool Air Hose	327
In Line Glass Fuse Holders	139
Incandescent Lamps	275
Incandescent Miniature Bulbs	218
Incandescent Pilot Lights	128
Incandescent Snow Plow Lighting	236
Incandescent & Halogen Work Lighting	235
Indicator Fuses	152
Industrial Fuses	151
Industrial Grade Wiring Devices	198
Industrial Maintenance Paints	462
Industrial Tubing	326
Instrument Panel - Dbl. Contact Lamp Sockets	209
Instrument Panel/Lic. Plate - Sgl. Contact Lamp Sockets	208
Interior Lighting - LED	274
Interior Lighting - Incandescent	282
Intermittent Solenoids	130
J	
JCASE Fuse Blocks	150
JCASE Fuses	150
Jumper Cables	106
Jumper Cables Ends	107
Junction Boxes	250
K	
Kits	424
L	
Lamp / Appliance Cord	122
Lamp Sockets	208
Latching (Continuous) Solenoids	129
LED Concealed Strobe Systems	296
LED Directional Arrows	285
LED Headlamps	229
LED Lamps	258
LED Light Bars	284
LED Mini Bars	286
LED Pilot Lights	129
LED Revolving Beacons	289
LED Snow Plow Lighting	236
LED Strobe Beacons	290
LED Surface & Grommet Mount Strobes	293
LED Work Lighting	232
License Plate Brackets	256
License Plate Lamps - LED	274
License Plate Lamps - Incandescent	282
Light Bulbs	198
Light Duty Momentary PB Switches	183
Light Duty Push-Pull Switches	185
Light Duty Booster Cable	116
Liner Hose Clamps	408
Liquid Tight Breakthrough Plugs	391
Liquid Tight Strain Relief Cordgrips	412
Loom	410
Low Pressure Hose	342

Section	Page
Lubricants - Cyclo	458
Lubricants - Dynatex	460
Lynch Pins	391
M	
Machine Screws - Plated	350
Machine Screws - Stainless Steel	374
Marine Grade Momentary PB Switches	184
Marine Grade Push-Pull Switches	186
Marine Grade Wire	115
Master Battery Disconnect Switches	189
MATE-N-LOK®: Connectors & Tools	80
Maxi Fuse Blocks	148
Maxi Fuse Holders	148
Maxi Fuses	148
MCASE Micro Fuses	150
Mechanics Wire	403
Medium Duty Momentary PB Switches	172
Medium Duty Push-Pull Switches	183
Medium Pressure Hose	343
Mega & Midi Fuse Holders	141
Mega & Midi Fuses & Accessories	140
Mega Slo-Blo Fuses	140
Metri-Pack 150 Series: Sealed Connectors & Tools	64
Metri-Pack 150 Series: Unsealed Connectors	65
Metri-Pack 150.2 Series: Unsealed Connectors & Tools	66
Metri-Pack 280 Series: Sealed Connectors	67
Metri-Pack 280 Series: Tools	69
Metri-Pack 280 Series: Unsealed Connectors	68
Metri-Pack 480 Series: Sealed Connectors	69
Metri-Pack 480 Series: Tools	71
Metri-Pack 480 Series: Unsealed Connectors	70
Metri-Pack 630 Series: Sealed Connectors	71
Metri-Pack 630 Series: Tools	73
Metri-Pack 630 Series: Unsealed Connectors	72
Metric Drills & Taps	452
Metric Fasteners	380
Metric Nuts	383
Metric Washers	384
Micro Hose Clamps	406
Micro Relays - Metric	163
Micro Relays - Standard	163
Midget Fuses	152
Midi Slo-Blo Fuses	141
Mini - Giant Power Relays	164
Mini Bar Mounts	289
Mini Bars	285
Mini Fuse Blocks	143
Mini Fuse Holders	142
Mini Fuses	141
Mini Relays - Metric	164
Miniature Bulb Kits	427
Miscellaneous - Double Contact	210
Miscellaneous Battery Terminals	99
Miscellaneous Switches	192
Miscellaneous Tape	420
Modified Sine Inverters	133
Moisture Resistant Rocker Switches	181
Molded Trailer Connectors	245
Molex Connectors	79
Momentary Push Button Switches	183
Multi-Conductor Boat Cable	115
Multi-Conductor Communication Cable	119
Multi-Conductor Trailer Cable	114
Multi-Conductor Wire	113
Multimeters	442

Section	Page	Section	Page	Section	Page
N		SAIT United Abrasives Abrasives	456	Sub Miniature Toggle Switches	176
Non-Adhesive Lined Shrink Tubing	413	Saws	444	Surface & Grommet Mount Strobes	293
Nylon Air Brake Brass Fittings	326	SB 175 Series Connector - 175 Amp	102	T	
Nylon Insulated Closed-End Connectors	56	SB 350 Series Connector - 350 Amp	102	T-Bolt Hose Clamps	407
O		SB 50 Series Connector - 50 Amp	102	Tape & Sealant	418
O-Rings	396	Screw Driver Bits	445	Tapered Cap/Plugs	392
OEM Headlamp Replacements	211	Sealants / Repair Adhesives	461	TE Connectivity Connectors	80
Open Barrel Splices	55	Sealed Beams	227	Tefzel High Temp Wire	112
Oval Lamps & Accessories	276	Sealed Waterproof Connectors	55	Terminal Block Tabs	127
P		Searchlights	237	Terminal Blocks, Tabs & Hardware	126
Paint Markers	464	Securing Product Kits	429	Terminal Boots & Protectors	103
PAL Fuses	149	Self Drilling Plated Tek Screws - Plated	356	Terminal Kits	424
Panel Lights	129	Self Drilling Tek Screws - Black Oxide	373	Terminal Supply Co. Abrasives	454
Panel Mount Glass Fuse Holders	140	Self Drilling Tek Screws - Stainless Steel	377	Test Lead Wire	123
Park/Stop/Tail/Turn - Dbl. Contact Lamp Sockets	209	Service Cord	117	Testers & Gauges	442
Pigtails	210	Seymour Service Aids	461	TFFN & THHN Wire	121
Pilot & Panel Lights	128	Sheet Metal Screws - Black Oxide	372	Thermal Flashers	169
Pipe Brass Fittings	310	Sheet Metal Screws - Plated	353	Thomas & Betts Cable Ties	402
Post Battery Terminals	98	Sheet Metal Screws - Stainless Steel	375	Threadlockers / Anaerobic	460
Power Inverters	133	Shielded Communication Cable	119	Tin Plated Copper Splices	97
Pre-Wired ATL Micro Fuses	145	Shrink Tubing	413	Toggle Switches & Accessories	172
Pre-Wired ATO Fuses	146	Side Mount Accessory Adapters	100	Tool Kits	430
Pre-Wired ATR Micro Fuses	144	Side Mount Battery Terminals & Bolts	100	Top Mount Accessory Adapters	100
Pre-Wired Mini Fuses	142	Single Conductor Boat Cable	115	Torches	444
Pressure Gauges	442	Single Conductor Coaxial Cable	120	Towing Warning Devices	299
Professional RTV Gasket Makers	458	Single Conductor Machine Tool Wire (MTW)	121	Traction Tape	194
Protective Gear	202	Skirted Wing Nut Wire Connectors	55	Tractor/Trailer Cleaning Brushes	249
Pure & Modified Sine Accessories	133	Snap Bushings - Nylon	395	Tractor/Trailer Connectors, Coiled Cables & Acc.	240
Pure Sine Inverters	132	Snow Plow Markers	254	Trailer Cable	114
Push - Pull Switches	185	Socket Head Cap Screws - Unplated Steel Alloy - Metric	382	Trailer Lighting	275
Push On Frame Clips	404	Socket Head Cap Screws - Unplated Steel Alloy	363	Trailer Plug Adapters	248
Push to Connect Air Brake Tube Fittings	323	Solder & Flux	101	Triangle Kit	195
Q		Solenoids	129	Truck Connector & Coiled Cable Acc.	244
Quadrex Drive Screws - Plated	362	Solid State Flashers	168	Truck Mirrors	254
Quick Connect Air Brake Brass Fittings	304	Solid State LED Flashers	170	TXL Extra Thin Wall Wire	112
Quick Disconnect Couplings	340	Solid State Relay-Electronic Solenoid Switch	131	Tyco/Bosch Relays	162
R		Speaker Wire - Type PLT-1	122	Type I Circuit Breakers	154
Ratchet P Clamps	409	Specialty Flashers	169	Type II Circuit Breakers	156
Ratchet Straps	252	Specialty Cyclo Products	459	Type III Circuit Breakers	157
Rectangular C/M Lamps - LED	271	Spiral Cut Loom	411	Type SOOW & SJOOW Wire	118
Rectangular Stop / Tail / Turn Lamps - LED	263	Splicing Tape	418	Type SOOW Vutron Wire	117
Reflectors	296	Split Semi-Rigid Sleeving	412	U	
Relay Pigtails	166	Spotlights	237	U Series Hydraulic Fittings	330
Relay Sockets & Terminals	165	Spray Paints	462	Unshielded Communication Cable	119
Relay Tools	167	Spring Pins	389	V	
Relays	162	Stainless Steel Fasteners	374	Vacuum Hose	328
Replacement Bulbs	297	Stainless Steel Nuts	378	Vinyl Insulated Clamps	404
Replacement Dbl. Contact Lamp Sockets	210	Stainless Steel Washers	379	W	
Replacement Sgl. Contact Lamp Sockets	208	Standard Drills & Taps	447	Weather Pack Series: Sealed Connectors & Tools	76
Reversing (Polarity) Toggle Switches	177	Standard Fasteners	350	Weather Resistant Toggle Switches	175
Revolving Beacons	289	Standard Nuts	368	Weather Resistant Rocker Switches	179
Rocker Switches & Accessories	178	Standard O-Rings	396	Wheel Chocks	256
Rotary Switches	189	Standard Washers	370	Whelen Replacement Bulbs	297
Round Rocker Switches	178	Star Warning Systems Replacement Bulbs	298	Winged Wire Connectors	54
Round Lamps & Accessories	275	Starter Foot Operated Switches	187	Wire Connectors	54
RTV Silicone	459	Starter Ground Lug Battery Terminals	97	Wire Ferrules	53
Rubber Cushion Clamps	405	Starter or Ground Battery Cable	116	Wire Kits	425
Rubber Grommets	394	Steel Cap & Plugs	325	Wire Markers	123
Rubber Hose Air Brake Fittings	318	Steel Nut Serts	390	Wiring Devices	198
S		Steel Pipe Fittings	324	Work Gloves	204
S10 Series Fittings	341	Stop/Tail/Back Up - Dbl. Contact Lamp Sockets	209	Work Lighting - LED	232
SAE 37° Flare-Twin Steel Caps & Plugs	326	Stop/Tail/Turn - Dbl. Contact Lamp Sockets	208	Work Lights	195
SAE 45° Flare Brass Fittings	316	Stop/Tail/Turn Lamp Plugs - Incandescent	277	Z	
Safety Tape	194	Stop/Tail/Park/Turn/Back-Up Lamp Plugs - LED	265	Z Series Hydraulic Fittings	336
		Stoplamp Switches	187		
		Storage Units	430		
		Strobe Beacons	290		
		Stud Type Battery Terminals	99		

PART NUMBER INDEX

Part Number	Page	Part Number	Page	Part Number	Page	Part Number	Page	Part Number	Page
00821240	55	1-WRAP-346	422	11-710	242	12-0500	403	12020321	147
010-95	432	1-WRAP-50'	422	11-721	241	12-0750	403	12020334	147
01839906	55	1-WRAP-75'	422	11-723	242	12-136	251	12020397	68
02-09-1104	16,26,79	1/0 PVC	116	11-737	243	12-138	251	12020398	68
02-09-1119	79	1/A-50W	219	11-739	243	12-2 SOOW, SJOOW	118	12020400	147
02-09-2103	16,26,79	10 GPT	111	11-761	244	12-2 B	113	12020403	212
02-09-2118	79	10 GXL	111	11-763	241, 242	12-2 BC	115	12020599	211
0411-240-2005	94	10 MGR	115	11-764	241, 242	12-2 D	113	12020801	77
0411-291-1405	94	10 MTW	121	11-771	244	12-2 SW	122	12020807	67, 211
0411-310-1605	94	10 THHN	121	11-893	243	12-24VDC	301	12020833	64, 68, 70, 72
0413-204-2005	86, 91, 93	10 TXL	112	11-916	243	12-3 SOOW, SJOOW	118	12032198	64, 66, 67
0426-209-0000	94, 436	10-2 BC	115	112263-90	91	12-3 BC	115	12033495	77
0460-010-20141	92, 94	10-2 D	113	112264	91	12-3 D	113	12033731	146
0460-202-16141	87, 90, 92, 94	10-2 SW	122	1134L	220	12-3 SOOW-V	117	12033769	71, 146, 213
0460-202-1631	87	10-3	118	114008	94	12-4 SOOW, SJOOW	118	12033820	70
0460-202-20141	86, 92, 94	10-3 BC	115	114009	94	12-4 B	113	12033871	165
0460-202-2031	86	10-3 D	113	114010	94	12-4 SOOW-V	117	12033872	165
0460-204-0490	92, 94	10-4	118	114017	87, 89, 90, 91, 93	12-7 ABS	114	12033978	63
0460-204-08141	92, 94	10-4 SOOW-V	117	114018	91, 93	12-7 N	114	12033997	71, 146, 166, 213
0460-204-12141	88, 92, 94	1000	435	114019	91, 93	12-7 P	114	12034046	68
0460-215-16141	87, 90, 92, 94	1002	435	114020-90	91	12-701	244	12034047	68
0460-215-1631	87	1003	434	114021	91	12-702	243	12034074	76
0462-005-20141	92, 94	1003L	218	1141L	221	12-703	243	12034145	67
0462-201-16141	87, 90, 92, 94	1004	434	1142L	221	12-706	243	12034170	70
0462-201-1631	87	1004L	218	115-SERIES	449	12-707	243	12034269	71
0462-201-20141	86, 92, 94	1011-026-0205	89	1154-B/10	175	12-711	244	12034363	71
0462-201-2031	86	1011-030-0205	89	1154L	221	12-80VDC	301	12034364	72
0462-203-04141	92, 94	1016L	221	1156-LED-AMB	226	12-80VDC	301	12034486	211
0462-203-08141	92, 94	1027-003-1200	89	1156-LED-RED	226	12-PSBL	218	12039500	66, 67
0462-203-12141	88, 92, 94	1027-005-1200	89	1156-LED-WHT	226	120-95	430	1203L	221
0462-209-16141	87, 90, 92, 94	1034L	221	1156DCL	221	120-PSBL	218	12040977	67
0462-209-1631	87	104H	406	1156L	221, 282	12004327	215	12040984	410
052-00-712	279	104HS	406	1156NAL	221	12004563	147	12045688	65
052-00-722	279	1054L	220	1157-LED-AMB	226	12004568	147	12045689	65
055-00-512	279	105L	218	1157-LED-RED	226	12004571	147	12045690	65
055-00-522	279	1060-12-0166	88, 92, 94	1157-LED-WHT	226	12004943	147	12045699	71
097019	149	1060-12-0222	88	1157L	221, 236	12010300	68, 77, 143	12045773	64
097023	149	1060-14-0122	87	1157NAL	221	12010503	212	12045808	64
097026	149	1060-14-0122	92, 94	1176L	221	12010717	76	12047581	65
1 PVC	116	1060-16-0122	87, 92, 94	1178L	219	12010852	77	12047662	65
1-206062-4	85	1060-20-0122	86, 92, 94	1185-Q/20	175	12010973	76	12047663	65
1-480270-0	80	1062-12-0166	88, 92, 94	1185/20	175	12010974	76	12047664	65
1-480283-0	80	1062-12-0222	88	1186/20	175	12010975	76	12047665	65
1-480285-0	80	1062-14-0122	87, 92, 94	1187-Q/20	175	12010996	76	12047682	65
1-480303-0	297	1062-16-0122	87, 92, 94	1187/20	175	12014012	77	12047683	65
1-480303-0	80	1062-20-0122	86, 92, 94	1188/20	175	12014254	77	12047767	65
1-480305-0	297	1073L	221	1189-Q/20	175	12015024	76	12047781	65
1-480305-0	80	1076L	221	1189/20	175	12015664	72	12047782	65
1-480318-0	80	10H	406	1193/20	175	12015791	76, 212	12047783	65
1-480319-0	80	10HL	408	1194-Q/20	175	12015792	76	12047784	65
1-480339-0	80	10HS	406	1194/20	175	12015793	76, 212	12047785	65
1-480340-0	80	10L	218	1195/20	175	12015797	76	12047786	65
1-480345-0	80	11-03-0006	79	1195L	220	12015798	76	12047787	65
1-480349-0	80	11-402	240	1196-Q/20	175	12015799	76	12047835	77
1-480350-0	80	11-403	240	1196L	220	12015858	68	12047886	65
1-480424-0	80	11-404	240	12 GPT	111	12015860	70	12047931	64
1-480426-0	80	11-409	240	12 GXL	111	12015869	72, 165	12047936	64
1-66099-5	84	11-410	240	12 MGR	115	12015870	72, 165	12047937	64
1-66101-9	84	11-604	241	12 MTW	121	12015878	62	12047948	64
1-66103-8	84	11-605	241	12 TEF	112	12015952	70	12048074	64, 150, 212, 213, 215
1-66105-9	84	11-609	241	12 THHN	121	12015987	70	12048159	67
1-66360-2	84	11-616	244	12 TXL	112	12020116	68	12048254	67
1-66361-2	84	11-617	244	12-0161	251	12020119	70	12048369	211
1-WRAP-12"	422	11-627	244	12-0162	251	12020120	70	12048371	211
1-WRAP-18	422	11-700	241	12-0188	403	12020125	72	12048412	69
1-WRAP-25'	422	11-702	241	12-0250	403	12020126	72	12048413	69
1-WRAP-345	422	11-704	242	12-0375	403	12020156	71	12048450	69

PART NUMBER INDEX

Part Number	Page	Part Number	Page	Part Number	Page	Part Number	Page	Part Number	Page
12048451	69	12065158	76	12129409	143	13518845	74	151-01566	401
12052139	69	12065171	67	12129424	213	13519047	73	151-01567	401
12052172	69	12065172	67	12129425	213	13519051	73	152900	148
12052217	68	12065196	69	12129493	67, 142, 166	13519053	73	15300002	67
12052219	70	12065197	69	12129494	68	13521459	74	15300003	67
12052221	70	12065249	67	12129497	67	13521463	74	15300014	67, 142
12052222	72	12065279	67	12129498	68	13521467	74	15300015	67
12052224	72	12065287	66, 212	12129565	67	13530777	73	15300016	67
12052386	72	12065425	64	12129600	67	135AG-SERIES	450	15300027	67, 142
12052388	72	12065685	166	12129615	64	13625-BLADE	439	153002	143
12052455	71	12065863	69	12129938	72	13626-TOOL	439	153003	143
12052456	71	12066195	68	12129939	72	137	213	15304717	75
12052457	71	12066214	68	12129940	72	14 GPT	111	15304718	75
12052613	69	12066271	68	12131543	69	14 GXL	111	15304719	75
12052623	72	12066304	64	12131592	69	14 MGR	115	15304730	75
12052634	64, 215	12066454	72	12155975	66, 69, 75	14 MTW	121	15304731	75
12052641	64, 150, 213	12066493	72	12160374	410	14 TEF	112	15304732	75
12052644	215	12066614	71, 146, 166	12162000	64	14 THHN	121	15305170	75
12052826	72	12071687	71, 73	12162017	212	14 TXL	112	15305171	74
12052827	70	12077411	67, 142, 166, 211	12162102	64	14-2 SOOW, SJOOW	118	15313892	75
12052832	65	12077413	67	12162144	64	14-2 B	113	15317832	74, 75
12052833	65	12077628	64	12162182	66	14-2 BC	115	15324063	67
12052834	68	12077939	213	12162188	66	14-2 D	113	15324197	76
12052845	64	12084193	64	12162193	66, 213	14-2 SW	122	15324857	67
12052848	64	12084200	64	12162197	66	14-3 SOOW, SJOOW	118	15324973	64, 215
12052850	64	12084201	67	12162199	213	14-3 B	113	15324974	64
12052978	62	12084586	68	12162210	66	14-3 BC	115	15324976	64
12059168	64	12084590	72, 165	12162443	212	14-3 D	113	15324980	68, 77
12059181	211	12084595	70	12162444	212	14-3 SOOW-V	117	15324981	68, 77, 142, 143
12059183	211	12084669	66	12176839	410	14-4 SOOW, SJOOW	118	15324982	68, 77, 142, 143, 211
12059185	211	12084673	67	12180559	67	14-4 B	113	15324983	68, 77
12059255	72	12084688	55	12186400	67	14-4 D	113	15324984	68, 77
12059450	67	12084887	410	12191235	75	14-4 N	114	15324985	68, 77, 143
12059860	70	12084891	67	12191818	74	14-4 P	114	15324988	70
12059894	65	12085270	72, 73, 77	12191819	74	14-4 SOOW-V	117	15324989	70
12059897	69	12085271	63, 69, 71	12193924	213	14-6 N	114	15324990	70
12064734	71	12089040	77	12258L	224	14-6 P	114	15324991	70
12064735	71	12089188	77	1229L	221	14-7 P	114	15324994	72
12064736	71	12089290	212	12311L	224	14-7 RV	114	15324996	72
12064737	71	12089307	77	12336L	224, 235	14-7 T	114	15324997	72
12064749	70	12094429	66, 75	12342L	224	140G-SERIES	449	15326004	75
12064750	70	12094430	63, 69, 71, 73, 81	1244/20	175	1445L	218	15326268	74
12064751	70	12103784	76	12454L	224	1446-LED-AMB	226	15326269	74
12064752	68	12103881	212	12455L	224	1446-LED-BLU	226	15326614	74
12064753	68	12110293	64	12507L	224	1446-LED-GRN	226	15326623	74
12064754	68	12110751	67	1251L	219	1446-LED-RED	226	15326633	74
12064755	68	12110539	166	12569L	224	1446-LED-WHT	226	15326640	74
12064758	65	12110540	166	128AG-SERIES	448	1446-LED-WW	226	15326647	74
12064759	65	12110753	67	1295NAL	221	1449L	218	15326654	74
12064760	65	12110754	67	12H	406	1450L	218	15326655	74
12064761	65	12110846	143	12HL	408	147721	178	15326660	74
12064762	65	12110853	143	12HS	406	15-400	240	15326661	74
12064763	65	12124075	66, 213	12VDC	301	15-410	240	15326666	74
12064764	65	12124076	66	13 COVER-BLK	136	15-430	240	15326667	74
12064765	65	12124107	64	13 COVER-RED	136	15-600	241	15326678	74
12064766	65	12124264	64	130AG-SERIES	447	15-610	241	15326813	73
12064767	65	12124304	70	130C-TAPE-1	418	15-630	241	15326835	73
12064768	65	12124512	166	130C-TAPE-1-1/2	418	15-710	241	15326840	73
12064769	65	12124580	77, 212	130C-TAPE-2	418	15-711	241	15326842	73
12064770	65	12124581	77	130C-TAPE-3/4	418	15-720	241	15326847	73
12064771	65	12124582	77, 212	1323L	220	15-724	241	15326854	73
12064772	65	12124587	77	13336L	224, 235	15-730	241	15326856	73
12064897	410	12124685	71	134G1	102	15-731	241	15326861	73
12064971	65	12124686	71	134G2	102	15-750	243	15326863	73
12064998	68	12124819	67, 211	134G3	102	15-760	243	15326868	73
12064999	68	12124977	67	13510085	73	150145	139	15326910	74
12065141	68	12129140	213	13510099	73	151-01565	401	15326915	74

PART NUMBER INDEX

Part Number	Page	Part Number	Page	Part Number	Page	Part Number	Page	Part Number	Page
15344628	69	18-3 B	113	1NT91-7	176	20AG-SERIES	450	2752MFX	219
15366021	74	18-3 SOOW-V	117	1TL1-2	176	20H	406	27C	135
15366060	74	18-4 SOOW, SJOOW	118	1TL1-3	176	20HL	408	27C-C	135
15366065	75	18-4 B	113	1TL1-6	176	20HS	406	27C-C-COV	135
15366066	75	1811	185	1TL1-7	176	21-541	183	27C-COV	135
15366067	75	1815L	220	2 PVC	116	2102	173	280L	220
15397577	73	1816L	220	2-3 SOOW, SJOOW	118	211-10	157	281934-2	81
15397579	73	1819L	220	2-4 SOOW, SJOOW	118	211-15	157	281934-3	81
15487755	73	1820	186	2/0 PVC	116	211-20	157	281934-4	81
15487756	73	182L	218	20 GPT	111	211-25	157	282079-2	81
15492521	76	183024-1	81	20 GXL	111	211-2L	222	282080-1	81
15492531	76	183025-1	81	20 TEF	112	211-30	157	282081-1	81
156-01726	401	183035-1	81	20 TXL	112	211-8	157	282087-1	81
156-01796	401	183036-1	81	20-2 SW	122	211824-1	83	282088-1	81
156-01807	401	1850L	220	20005	253	211825-1	84	282089-1	81
157-00329	400	1864L	220	20008	253	211825-2	83	282090-1	81
16 GPT	111	1869X10X6S	305	20009	253	211839-1	82	282103-1	81
16 GXL	111	1870X4X4	305	20079-1	279	211870-2	85	282104-1	81
16 MGR	115	1889L	220	20079-2	279	212-2L	222	282105-1	81
16 MTW	121	1891L	220	20099	253	213581-1	83	282106-1	81
16 TEF	112	1892L	220	20106	253	2150	173	282107-1	81
16 TFFN	121	1893-LED-AMB	226	20107	253	2153	173	282108-1	81
16 TXL	112	1893-LED-RED	226	20120	253	2154	173	285L	220
16-2 SOOW, SJOOW	118	1893-LED-WHT	226	2031676-1	81	2155	173	28H	406
16-2 B	113	1893-LED-WW	226	2040L	222	2159	173	28HL	408
16-2 BC	115	1893L	220, 279	2057L	221	21AG-SERIES	452	28HS	406
16-2 D	113	1895L	220, 279, 281	2057NAL	221	21C	136	29 COVER-BLK	135
16-2 SOOW-V	117	18B12	431	206036-1	82	21C-C	136	29 COVER-RED	135
16-2 SW	122	19-09-1019	79	206036-2	83	21C-C-COV	136	293L	220
16-3 SOOW, SJOOW	118	19-09-1029	79	206036-3	82	21C-COV	136	2962447	62, 212, 213, 215
16-3 B	113	19-09-1039	79	206036-8	82	22 GPT	111	2962508	62
16-3 BC	115	19-09-1049	79	206037-1	82	22 TXL	112	2962510	62
16-3 D	113	19-09-1069	79	206037-2	83	22-2 SW	122	2962985	55
16-3 SOOW-V	117	19-09-1099	79	206060-1	82	222L	222	2965141	62
16-4 SOOW, SJOOW	118	19-09-1129	79	206061-1	82	23 COVER-BLK	136	2965142	62, 210, 215
16-4 B	113	19-09-2019	79	206070-8	85	23 COVER-RED	136	2965143	62, 212, 213, 215
16-4 D	113	19-09-2029	79	206136-1	83	23-TAPE-1	418	2965481	62
16-4 SOOW-V	117	19-09-2039	79	206137-1	83	23-TAPE-2	418	2965810	63, 210
16-5 B	113	19-09-2049	79	206137-2	83	23-TAPE-3/4	418	2965972	62
163-25TL	196	19-09-2069	79	206137-5	83	2357NAL	221	2965977	62
163-50TL	196	19-09-2099	79	206138-8	85	23AG-SERIES	451	2971859	62
1638L	221	19-09-2129	79	206150-1	82	24-359	184	2971962	62
1662L	221	190AG-SERIES	448	206151-1	82	24-360	184	2973172	62
1665L	221	190AL-SERIES	450	206151-2	82	24-PSBL	218	2973216	63, 210
1683L	221	193L	220, 279	206153-1	82	24AG-SERIES	451	2973385	210
168L	220	194-LED-AMB	226	206207-1	83	24B12	431	2973407	62, 213
1692L	221	194-LED-BLU	226	206322-9	85	24H	406	2973422	62
16H	406	194-LED-GRN	226	206358-5	85	24HL	408	2973431	62
16HL	408	194-LED-RED	226	206512-5	85	24HS	406	2973781	62, 166
16HS	406	194-LED-WHT	226	206612-1	83	2411-001-2405	93	2973872	62
170	214	194-LED-WW	226	206613-1	84	2411-002-1805	93	2977042	62
1700-TAPE	419	194L	220, 279	206613-3	83	2414-001-2486	93	2977044	62
170AG-SERIES	452	194NAL	220	206705-1	82	2414-002-1886	93	2977048	62
175-REF	123	1987L	219	206708-1	82	250-03Z	57	2977100	210
175AG-SERIES	447	198L	221	206837-1	82	258L	220	2977253	62
18 GPT	111	199L	221	206838-1	82	259L	220	2977645	212, 215
18 GXL	111	1NT1-1	176	206838-2	82	25AG-SERIES	450	2977647	62
18 MTW	121	1NT1-2	176	206903-2	85	25C	136	2977763	62
18 TEF	112	1NT1-3	176	206966-7	85	25C-C	136	2977878	63
18 TFFN	121	1NT1-4	176	207008-5	85	25C-C-COV	136	2984017	215
18 TXL	112	1NT1-5	176	207445-3	85	25C-COV	136	2984164	212
18-2 SOOW, SJOOW	118	1NT1-6	176	207446-3	85	26 COVER-BLK	136	2984528	62
18-2 B	113	1NT1-7	176	207485-1	83	26 COVER-RED	136	2984883	62
18-2 D	113	1NT1-8	176	207486-1	84	265L	218	298900	141
18-2 LC	122	1NT91-1	176	207486-2	83	27-TAPE-1/2	420	2NT1-1	176
18-2 SW	122	1NT91-2	176	208130-1	82	27-TAPE-3/4	420	2NT1-2	176
18-3 SOOW, SJOOW	118	1NT91-5	176	208131-1	82	2721MFL	219	2NT1-3	176

PART NUMBER INDEX

Part Number	Page	Part Number	Page	Part Number	Page	Part Number	Page	Part Number	Page
2NT1-5	176	342828	140	38009	126	3M-19806	455	4416	227
2NT1-7	176	342838	140	38010	126	3M-19807	455	4419	228
2NT1-70	176	342848	140	38012	126	3M-19808	455	4421	228
2NT1-8	176	342858	140	3810	127	3M-19809	455	4435	228
2NT91-1	176	3453LF2	140	3812	127	3M-19810	455	4436	228
2NT91-2	176	3453LF8	140	38194	240	3M-19811	455	4466	227
2NT91-3	176	3457L	221	38195	241	3M-19816	455	44H	406
2NT91-5	176	35-003	176	38196	241	3M-19820	455	44HL	408
2NT91-7	176	35-004	176	38197	241	3M-19821	455	44HS	406
2TL1-1	176	35-005	176	38198	241	3M-19822	455	45-128	434
2TL1-3	176	35-006	176	382-BASE	431	3M-19823	455	45-671	434
2TL1-6	176	35-007	176	3820	127	3M-45091	455	4502	228
3000	434	35-008	176	3822	127	3M-45092	455	4505	228
304-BASE	431	35-300	186	3823	127	3M-45095	455	4509	228
305183	80, 85	35-TAPE-BLUE	419	3826035	244	3M-45096	455	4521	192
3057L	221	35-TAPE-BROWN	419	3826035B	244	3M-45101	455	455830-1	80
3057NAL	221	35-TAPE-GREEN	419	38265	244	3M-45102	455	456L	220
305L	221	35-TAPE-GREY	419	38265B	244	3M-66513	454	4571	228
307L	221	35-TAPE-ORANGE	419	382L	219	3M-66514	454	4578	228
308L	221	35-TAPE-RED	419	3831	127	3M-66516	454	4579	228
31-103	188	35-TAPE-VIOLET	419	38494	240	3M-66518	454	46411	155
31-104	188	35-TAPE-WHITE	419	38496	241	3M-66520	454	46416	155
31-231	188	35-TAPE-YELLOW	419	38497	241	3M-76433	455	46421	155
31-242	188	350417	147	39002	126	3M-76628	455	46426	155
312-95	431	3520	127	39003	126	3M-76629	455	46431	155
31-358	124	3522	127	39004	126	3M-76631	455	46441	155
31-398	124	3529	127	39005	126	3M-76633	455	46451	155
3138080	62	35232480	70	39006	126	3M-76634	455	464L	220
313L	220	3531	127	39007	126	3M-8293	203	46511	155
31402	328	3532	127	39008	126	3M-8511PB	203	46516	155
31403	328	356L	218	39010	126	3M-8661ES	203	46521	155
31410	328	357-BAT	202	39012	126	3M-H9A	203	46531	155
315-BASE	431	36001	251	3906	188	4 MTW	121	46541	155
3156-LED-AMB	226	36101	251	3910	127	4 PVC	116	465644-1	80
3156-LED-RED	226	36201	251	3912	127	4-122	250	46C-BLK	136
3156-LED-WHT	226	36301	251	3930	192	4-3 SOOW, SJOOW	118	46C-RED	136
3156L	221	364-BASE	431	394L	219	4-4 SOOW, SJOOW	118	4752	228
3157-LED-AMB	226	36H	406	3M-04028	455	4057KL	221	4880	228
3157-LED-RED	226	36HL	408	3M-04029	455	4157LL	221	48H	406
3157-LED-WHT	226	36HS	406	3M-04051	455	4157NALL	221	48HL	408
3157L	221	37-LED-AMB	227	3M-05523	455	40B12	431	48HS	406
3157NAL	221	37-LED-BLU	227	3M-05527	455	40B12-AST-5	428	49 COVER-BLK	135
32B12	431	37-LED-GRN	227	3M-05528	455	40B12-AST-5F	428	49 COVER-RED	135
32B9	431	37-LED-RED	227	3M-05530	455	40B12-AST-8	428	4921-1	229
32H	406	37-LED-WHT	227	3M-05531	455	40B12-AST-8F	428	498900	141
32HL	408	37-LED-WW	227	3M-05532	455	40B9	431	4NT1-1	176
32HS	406	37002	126	3M-12952	455	40H	406	4NT1-7	176
3308	107	37003	126	3M-12953	455	40HL	408	505N-BLACK	104
3308J	107	37004	126	3M-12954	455	40HS	406	505N-RED	104
330L	219	37005	126	3M-14660	455	4157LL	221	505N-STAINLESS	104
3328X12	311	37006	126	3M-14661	455	4157NALL	221	50AG-SERIES	447
3331X4	311	37007	126	3M-15391	455	4164-FR	151	51-303	191
3331X6	311	37008	126	3M-15392	455	4216-001	434	51-308	191
334 485 007	165	37009	126	3M-15393	455	42238-2	165, 166	51-904	191
334 485 007	166	37010	126	3M-18730	455	42282-2	165	51-927	191
334 485 008	165	37011	126	3M-18732	455	42727-2	21	51012	101
334 485 008	166	37012	126	3M-18733	455	4350	228	51024	101
334 485 045	165	3710	127	3M-18734	455	4405	227	51L	218
334 485 046	165	3712	127	3M-18736	455	4406	227	52-248	250
3357L	221	37L	219	3M-19785	455	4411	227	52-249	250
3357NAL	221	38002	126	3M-19787	455	4411-1	227, 235	52-252	187
34015	245	38003	126	3M-19788	455	4411-LED	227	52-611	183
34017	245	38004	126	3M-19789	455	4412	228	52H	406
34114	245	38005	126	3M-19790	455	4412A	228	52HL	408
342038	140	38006	126	3M-19791	455	4414	227	52HS	406
342048	140	38007	126	3M-19792	455	4415	227	535	169
342104-040	140	38008	126	3M-19805	455	4415A	227	536	169

PART NUMBER INDEX

Part Number	Page	Part Number	Page	Part Number	Page	Part Number	Page	Part Number	Page
53L	186	624L	219	72F-187-20-NBL	22	881212S	319	922L	222
53L	218	6285847	63, 69, 71, 85	72F-250-32-NBL	22	881238	319	93L	221
550	169	6288913	62	72H	406	881238S	319	94L	221
552	169	6294493	213	72HL	408	881L	223	96H	406
55L	220	6294493	213	72HS	406	882L	222	96HS	406
5605-PT	142	6294544	62	72M-187-20-NBL	22	883812	319	97L	219
5606-PT	142	63-0170	248	72M-250-32-NBL	22	883812S	319	98L	219
5607-PT	142	631L	219	7316-10	252	883814	319	990012	318
561L	222	63L	219	7316-15	252	883814S	319	990012S	319
562L	222	64150L	224	7317-10	252	883838	319	990038	318
56B12	431	64HL	408	7317-15	252	883838S	319	990038S	319
56H	406	658L	220	73F-250-32-NBL	34	885L	223	991045	319
56HL	408	66099-3	84	73L	219	886L	223	991212	319
56HS	406	66099-4	84	73M-250-32-NBL	34	889L	223	991238	319
5710-PT	146	66101-3	84	7400	227	88H	406	993610	318
5715-PT	146	66101-4	84	74L	219	88HS	406	993801	318
5720-PT	146	66103-3	84	755L	220	8900826	62	993804	319
575	169	66103-4	84	756L	220	8905116	62	993812	319
577L	222	66105-3	84	757L	220	8905117	62	993814	319
57L	220	66105-4	84	770012	319	8905793	410	993838	319
5822-27	252	66259-1	84	770012I	319	8905807	63	9951200	319
5822-30	252	66259-2	84	770038	319	8905924	410	9953800	319
5826-27	252	66261-1	84	770038I	319	890L	223	A-134-06	15
5826-30	252	66261-2	84	771200IS	318	8911289	410	A-134-08	15
593	135	66360-3	84	7726292	318	8911352	215	A-134-10	15
593-COV	135	66360-4	84	7726293	318	8911377	410	A-175	16
593C	135	66361-3	84	7733608	318	8911378	410	A-179	16
593C-COV	135	66361-4	84	7733808	318	8913440	63	A-187	16
594	135	66740-6	84	7733809	318	8917283	62	A-189	16
594-COV	135	66740-8	84	7733881	318	8917322	63	A-202	15
595	136	66741-6	84	7733882	318	8917857	63	A-215-06	14
595-COV	136	66741-8	84	773800IS	318	891L	222	A-215-08	14
59W7	248	6706-010	100	779-09-132	236	893L	223	A-215-10	14
59W8	248	6710-PT	142	780-SERIES	452	894L	223	A-220-06	14
5A	301	6715-PT	142	78100L	224	896L	223	A-221-08	14
6 GXL	111	6720-PT	142	78158L	224	89L	219	A-221-10	14
6 MGR	115	67L	219, 279, 282	78159L	224	8H	406	A-222-14	14
6 MTW	121	6810-PT	145	78160L	224	8HL	408	A-222-56	14
6 PVC	116	6815-PT	145	78175L	224	8HS	406	A-226-38	14
6-2 B	116	68L	219	786L	222	9-1579007-1	81	A-232-06	14
6-3 SOOW, SJOOW	118	6B-1	403	787610-1	82	9003L	223	A-234-06	14
6-4 SOOW, SJOOW	118	6B-1-1/4	403	795L	219	9003LL	223	A-235-06	14
60-NB	7	6B-1/2	403	797L	219	9004BKL	223	A-235-08	14
6013DP	430	6B-1/4	403	7WB	244	9004L	223	A-235-10	14
6014DP	430	6B-1/8	403	7WB-BLK	244	9004LL	223	A-245	15
6052	229	6B-3/16	403	8 GPT	111	9005BKL	223	A-279	14
60617-1	80	6B-3/4	403	8 GXL	111	9005L	223	A-289	14
60618-1	80	6B-3/8	403	8 MGR	115	9005LL	223	A-320-04	15
60619-1	297	6B-5/16	403	8 MTW	121	9005XSL	223	A-320-06	15
60619-1	80	6B-5/8	403	8 THHN	121	9006BL	223	A-321-08	15
60620-1	297	6H	406	8-2 B	116	9006LL	223	A-321-10	15
60620-1	80	6HS	406	8-2 D	113	9006LX	223	A-322-14	15
60H	406	6V-HD	202	8-3 SOOW, SJOOW	118	9006XSL	223	A-322-56	15
60HL	408	7001-EBC	256	8-4 SOOW, SJOOW	118	9007L	223	A-326-38	15
60HS	406	70L	219	80H	406	9007LL	223	A-332-06	15
60S	135	71F-187-20-NBL	12	80HS	406	90382-2	85	A-335-06	15
60S-COV	135	71F-250-32-NBL	12	8200	443	90384-1	85	A-335-10	15
60SC	135	71M-187-20-NBL	12	8200-TIP	443	904L	222	A-500-G	13
60SC-COV	135	71M-250-32-NBL	12	83658	254	906L	222	A-510-08	11
6147	421	72 COVER-BLK	135	850-5X	169	90L	219	A-515-06	11
6149	421	72 COVER-RED	135	852-5X	169	91019-3	85	A-515-08	11
62 COVER-BLK	135	72B12	431	852-5X-24V	169	91224-1	85	A-515-10	11
62 COVER-RED	135	72B12-AST-5	428	85L	219	912L	222	A-520-06	11
6210-PT	144	72B12-AST-5F	428	880810-1	81	915L	222	A-521-08	11
6215-PT	144	72B12-AST-8	428	880811-2	81	916L	22	A-521-10	11
6220-PT	144	72B12-AST-8F	428	880L	223	917L	222	A-522-14	11
623L	219	72B9	431	881212	319	921L	222	A-522-56	11

PART NUMBER INDEX

Part Number	Page	Part Number	Page	Part Number	Page	Part Number	Page	Part Number	Page
A-526-38	11	AC83012	205	ATO-7.5-LED	145	B-239-10	23	B/AAA-ALK	202
A-532-06	11	AC83013	205	ATO-C	149	B-2781-06	24	B/C-ALK	202
A-534-06	11	AC83014	205	ATO-FB10CF	147	B-2781-08	24	B/D-ALK	202
A-534-08	11	ADN-14	100	ATO-FB12CF	147	B-2781-10	24	B/G	55
A-534-10	11	ADN-38	100	ATO-FB14CF	147	B-279	24	B9224-0306	407
A-535-06	11	AFH	139	ATO-FB16	147	B-289	24	B9224-0356	407
A-535-08	11	AFH-1	146	ATO-FB18CF	147	B-316-06	25	B9224-0406	407
A-535-10	11	AFH-2	146	ATO-FB4	147	B-316-08	25	B9224-0456	407
A-579	12	AFT-250	420	ATO-FB6	147	B-316-10	25	B9226-0306	407
A-589	12	AGA-SERIES	138	ATO-FB6CF	147	B-318-38	25	B9226-0356	407
A-845	13	AGBMS-XP-10	131	ATO-FB8	147	B-319-06	25	B9226-0406	407
A-850	12	AGBMS-XP-1	131	ATO-FB8CF	147	B-319-10	25	B9226-0456	407
A-887	12	AGC-SERIES	138	ATO-KIT-LARGE	426	B-323-06	25	BA-22XL	100
A-945-DK	13	AGU-SERIES	138	ATO-LED-KIT-SM	426	B-325-14	25	BA-331	16, 26
A-975	12	AGW-SERIES	138	ATO-TAP	146	B-325-56	25	BA-631	15, 24
A2-2412-10	134	AGX-SERIES	138	ATL-10	145	B-327-06	25	BB	101
A2-2412-20	134	AMP-SS-KIT	425	ATL-15	145	B-327-08	25	BB-1132	25
A2-2412-5	134	ANL-SERIES	151	ATL-5	145	B-327-10	25	BB-1138	25
A64	318	ANN-SERIES	151	ATL-7.5	145	B-328-08HD	28	BB-1141	25
A66	318	AP-80500	253	ATR-10	144	B-328-10HD	28	BB-14	101
A68	318	AP-80550	253	ATR-15	144	B-330-14HD	28	BB-1707-06	25
A86	318	AP-90885	253	ATR-20	144	B-330-56HD	28	BB-1716-08	25
A88	318	APF-AF-20	145	ATR-25	144	B-337-06	25	BB-1717-10	25
AA-1131	16	APM-AF-10	142	ATR-30	144	B-337-08	25	BB-2132	24
AA-1134	16	APM-AF-15	142	ATR-5	144	B-339-10	25	BB-2135	24
AA-1137	16	APM-AF-20	142	ATR-7.5	144	B-340-38HD	28	BB-2138	24
AA-1140	16	AS-20-06	17	AU-18527	212	B-500-G	23	BB-2141	24
AA-1704-06	15	AS-22-14	17	AU-19156	214	B-501-12HD	27	BB-2224	22
AA-1714-08	15	AS-22-56	17	AUTO KIT-LG-N	424	B-501-76HD	27	BB-2225	22
AA-1715-10	15	AS-302	16	AW-542	13	B-516-06	21	BB-2707-06	24
AA-2131	14	AS-32-06	17	B-101-12HD	28	B-516-08	21	BB-2716-08	24
AA-2134	14	AS-32-08	17	B-101-76HD	28	B-516-10	21	BB-2717-10	24
AA-2137	14	AS-33-10	17	B-124-06	25	B-518-38	21	BB-4174	26
AA-2140	14	AS-345	16	B-136-06HD	28	B-519-06	21	BB-4177	26
AA-2222	12	AS-45	17	B-136-08HD	28	B-519-08	21	BB-4177-TAB	26
AA-2223	12	AS-932	13	B-140-56HD	28	B-523-06	21	BB-5262	22
AA-2704-06	14	ASN-302	13	B-143-08	26	B-524-06	21	BB-5263	22
AA-2714-08	14	ASN-345	13	B-143-10	26	B-525-14	21	BB-8132	21
AA-2715-10	14	ATC-16	461	B-148-08	26	B-525-56	21	BB-8135	21
AA-4173	16	ATL-16-LUBE	461	B-148-10	26	B-527-06	21	BB-8138	21
AA-4176	16	ATM-10LP	142	B-171-HT	27	B-527-08	21	BB-8141	21
AA-4176-TAB	16	ATM-15LP	142	B-172-HT	27	B-527-10	21	BB-8707-06	21
AA-5260	12	ATM-20LP	142	B-175-ETC	37	B-528-08HD	27	BB-8716-08	21
AA-5261	12	ATM-25LP	142	B-175-HT	27	B-528-10HD	27	BB-8717-10	21
AA-8109-04	11	ATM-30LP	142	B-1781-06	25	B-530-14HD	27	BB-BLACK	101
AA-8131	11	ATM-5LP	142	B-1781-08	25	B-530-56HD	27	BB-RED	101
AA-8134	11	ATM-7.5LP	142	B-1781-10	25	B-536-06HD	27	BC-12 BLUE	251
AA-8137	11	ATO-1	145	B-179	26	B-536-08HD	27	BC-12 RED	251
AA-8140	11	ATO-10	145	B-187	25	B-537-06	21	BC-12 SET	251
AA-8704-06	11	ATO-10-LED	145	B-189	26	B-537-08	21	BC-12W/40" BLUE	251
AA-8714-08	11	ATO-15	145	B-204	24	B-539-10	21	BC-12W/40" RED	251
AA-8715-10	11	ATO-15-LED	145	B-216-06	24	B-540-38HD	27	BC-12W/40" SET	251
ABFK-36	427	ATO-2	145	B-216-08	24	B-540-56HD	27	BC-15 BLUE	251
ABT-12-250	327	ATO-20	145	B-216-10	24	B-5781-06	21	BC-15 RED	251
ABT-12-50	327	ATO-20-LED	145	B-218-38	23	B-5781-08	21	BC-15 SET	251
ABT-12-500	327	ATO-25	145	B-219-06	24	B-5781-10	21	BC-15W/40" BLUE	251
ABT-38-250	327	ATO-25-LED	145	B-219-08	24	B-579	22	BC-15W/40" RED	251
ABT-38-50	327	ATO-3	145	B-223-06	23	B-589	22	BC-15W/40" SET	251
ABT-38-500	327	ATO-3-LED	145	B-224-06	24	B-831	23	BC-9030	253
AC-1	417	ATO-30	145	B-225-14	23	B-850	22	BCL	404
AC-2	417	ATO-30-LED	145	B-225-56	23	B-887	22	BCL-SERIES	96
AC1002	205	ATO-35	145	B-227-06	24	B-931-DK	23	BCL-PD	404
AC1003	205	ATO-4	145	B-227-08	24	B-971	22	BCLS-KIT	425
AC1004	205	ATO-40	145	B-227-10	24	B-972	22	BCM	404
AC3002	205	ATO-5	145	B-231	24	B-975	22	BCM-PD	404
AC3003	205	ATO-5-LED	145	B-237-06	23	B/9V-ALK	202, 442	BCS	404
AC3004	205	ATO-7.5	145	B-237-08	23	B/AA-ALK	202	BCS-PD	404

PART NUMBER INDEX

Part Number	Page	Part Number	Page	Part Number	Page	Part Number	Page	Part Number	Page
BCSP-1	97	BSN-304	22	C-330-56	37	CB-MAX-30	155	CB3-SM-60	159
BCSP-10	97	BSN-331	22	C-336-06	37	CB-MAX-35	155	CB3-SM-70	159
BCSP-2	97	BSS-5025	148	C-336-08	37	CB-MAX-40	155	CB3-SM-80	159
BCSP-20	97	BSS-5026	148	C-340-38	37	CB-MAX-50	155	CB3-SM-90	159
BCSP-30	97	BSS-5032	148	C-341-10	37	CB-MIN-10	156	CB5-SERIES	367
BCSP-4	97	BT-105L	400	C-500-G	34	CB-MIN-15	156	CBD-16	461
BCSP-40	97	BT-105R	400	C-501-12	32	CB-MIN-20	156	CBF-10	156
BCSP-6	97	BT-2500	444	C-501-76	32	CB-MIN-25	156	CBF-15	156
BCSP-8	97	BT-38N	99	C-5105-06	33	CB-MIN-30	156	CBF-20	156
BE-351044	250	BT-38P	99	C-5105-08	33	CB-MIN-7.5	156	CBF-30	156
BE-351045	250	BTSD-2/0	100	C-5105-10	33	CB-MIN-T2-10	156	CBF-40	156
BE-820012	255	BTSD-3N	100	C-511-10	32	CB-MIN-T2-15	156	CBMP-10	154
BE-920032	250	BTSD-3P	100	C-517-06	33	CB-MIN-T2-20	156	CBMP-15	154
BE-920120	208	BTSD-L	100	C-517-08	33	CB-MIN-T2-25	156	CBMP-20	154
BE-920124	208	BTSD-SM	100	C-517-10	33	CB-MIN-T2-30	156	CBMP-25	154
BE-920273	248	BU-11CPN	136	C-5264	34	CB-PBB-C-3/8	159	CBMP-30	154
BFT	149	BU-11CPN-BC	136	C-5265	34	CB-PBB-C-7/16	159	CBMP-35	154
BGC-10	252	BU-11CPN-RC	136	C-528-06	32	CB1-PM-100	158	CBMP-40	154
BGC-15	252	BW-543	23	C-528-08	32	CB1-PM-120	158	CBMP-50	154
BGC-21	252	C-1012	37	C-528-10	32	CB1-PM-150	158	CBP-1-20	154
BGC-31	252	C-1105-06	37	C-530-14	32	CB1-PM-60	158	CBP-1-25	154
BGC-41	252	C-1105-08	37	C-530-56	32	CB1-PM-80	158	CBP-1-30	154
BLAST-16	461	C-1105-10	37	C-536-06	32	CB1-SM-100	158	CBP-1-40	154
BLC-09-GT	151	C-111-10	37	C-536-08	32	CB1-SM-120	158	CBP-1-50	154
BLC-09-GTC	151	C-117-08	37	C-540-38	32	CB1-SM-150	158	CBP-3-15	157
BLM-I-304	144	C-117-10	37	C-541-06	32	CB1-SM-60	158	CBP-3-20	157
BLM-I-306	144	C-141-06	37	C-541-08	32	CB1-SM-80	158	CBP-3-30	157
BLM-I-310	144	C-144-08	38	C-541-10	32	CB223-10	158	CBP-3-40	157
BLN-SERIES	152	C-144-10	38	C-572	33	CB223-10-200	158	CBP-3-50	157
BLR-I-301	148	C-1710-06	37	C-5898	105	CB223-15	158	CBPFM	150
BLT-B	22	C-1718-08	37	C-846	34	CB223-15-200	158	CBPRM	150
BLT-BF	2	C-1719-10	37	C-850	33	CB223-20	158	CC-162	119
BLT-R	12	C-172	37	C-8710-06	33	CB223-20-200	158	CC-163	119
BLT-RF	12	C-1933	105	C-8718-08	33	CB223-25	158	CC-164	119
BP-129	16, 26	C-1938	105	C-8719-10	33	CB223-25-200	158	CC-165	119
BP9003BLK	223	C-201-12	35	C-946-DK	34	CB223-30	158	CC-167	119
BP9004BLK	223	C-201-76	35	C-975	34	CB223-30-200	158	CC-182	119
BP9005BLK	223	C-203	36	CAN CADDY	431	CB223-7.5	158	CC-183	119
BP9006BLK	223	C-2105-08	36	CAN-B	444	CB227-10	158	CC-184	119
BP9007BLK	223	C-2105-10	36	CAP-B	103	CB227-15	158	CC-185	119
BP-SERIES	388	C-217-06	35	CAP-B-XS	103	CB227-20	158	CC-187	119
BPA-N	105	C-217-08	35	CAP-R	103	CB227-25	158	CC-202	119
BPA-P	105	C-217-10	35	CAP-R-XS	103	CB227-30	158	CC-203	119
BPF-KIT-24	427	C-2264	33	CAPLUG-KIT	429	CB227-5	158	CC-204	119
BPF-N	105	C-2265	33	CAPM-40B12	427	CB227-6	158	CC-205	119
BPF-P	105	C-228-06	35	CAPM109-40B12	427	CB227-7.5	158	CC-207	119
BPN-KIT-16	427	C-228-08	35	CB-10	154	CB3-PM-100	159	CC-712	242
BR-10	453	C-228-10	35	CB-SERIES	366-367	CB3-PM-110	159	CC-715	242
BR-8	453	C-230-14	35	CB-15	154	CB3-PM-120	159	CC-ABS-12	242
BRAA-SERIES	393	C-230-56	35	CB-20	154	CB3-PM-135	159	CC-ABS-12-ISO	242
BRAA-KIT	428	C-236-06	35	CB-25	154	CB3-PM-150	159	CC-ABS-15	242
BRAS-SERIES	393	C-236-08	35	CB-30	154	CB3-PM-25	159	CC-ABS-15-ISO	242
BRAS-KIT	428	C-240-38	35	CB-346	26	CB3-PM-40	159	CCS-162	119
BRSS-SERIES	393	C-241-06	35	CB-346	38	CB3-PM-50	159	CCS-163	119
BS-129	16, 26	C-241-10	35	CB-35	154	CB3-PM-60	159	CCS-182	119
BS-23-06	26	C-246	36	CB-40	154	CB3-PM-70	159	CCS-183	119
BS-25-14	27	C-2710-06	36	CB-50	154	CB3-PM-80	159	CCS-184	119
BS-25-56	27	C-2718-08	36	CB-646	24, 36	CB3-PM-90	159	CCS-186	119
BS-27-10	27	C-2719-10	36	CB-8	154	CB3-SM-100	159	CCS-202	119
BS-304	26	C-272	36	CB-ATO-10	155	CB3-SM-110	159	CCS-203	119
BS-31	27	C-2791	105	CB-ATO-15	155	CB3-SM-120	159	CCS-204	119
BS-32-10	27	C-301-12	37	CB-ATO-20	155	CB3-SM-135	159	CH-11178	244
BS-331	26	C-301-76	37	CB-ATO-25	155	CB3-SM-150	159	CH-11750	244
BS-37-06	26	C-328-06	37	CB-ATO-30	155	CB3-SM-200	159	CH-12063-01	241
BS-37-08	26	C-328-08	37	CB-ATO-7.5	155	CB3-SM-250	159	CH-12077-01	242
BS-37-10	26	C-328-10	37	CB-MAX-20	155	CB3-SM-40	159	CH-12080	242
BS-942	23	C-330-14	37	CB-MAX-25	155	CB3-SM-50	159	CH-12081	242

PART NUMBER INDEX

Part Number	Page	Part Number	Page	Part Number	Page	Part Number	Page	Part Number	Page
CH-12082	242	CH-3032	170	CH-5520	174	CH-8250	178	CH-M-626-02	184
CH-12300	244	CH-30407-20	157	CH-5543-15	178	CH-83280-02	184	CH-M-628	186
CH-12301	244	CH-30407-30	157	CH-5558	172	CH-83280-03	184	CH-M-647-01	139
CH-1232	240	CH-30407-40	157	CH-5568	172	CH-83353	190	CH-M-750	191
CH-1233	240	CH-30409-10	156	CH-5570	172	CH-8486	187	CH-PL-20-AC	128
CH-1235	241	CH-30409-20	156	CH-5582	174	CH-8486-05	187	CH-PL-20-GC	128
CH-1236	241	CH-30409-25	156	CH-5582-10	174	CH-8487	187	CH-PL-20-RC	128
CH-1253	240	CH-30409-30	156	CH-5584	174	CH-86099-2	160	CH-PL-523-AC	128
CH-1254	241	CH-40100	192	CH-5586	174	CH-86099-3	160	CH-PL-523-BC	128
CH-1255	241	CH-40102	186	CH-5588	173	CH-86099-4	160	CH-PL-523-GC	128
CH-1257	240	CH-4099	301	CH-5590	173	CH-86099-5	160	CH-PL-523-RC	128
CH-24022	130	CH-4112-RC	301	CH-5592	173	CH-86126-12	160	CH-PL-524-AC	128
CH-24023	130	CH-46206-04	127	CH-56027-01	180	CH-86126-4	160	CH-PL-524-BC	128
CH-24037	130	CH-46210-02	105	CH-56300-01	181	CH-86126-6	160	CH-PL-524-GC	128
CH-24044	130	CH-46210-03	105	CH-56327-01	180	CH-8626	187	CH-PL-524-RC	128
CH-24047	130	CH-46211-01	105	CH-57000-10	181	CH-8629	187	CH-PL-612-A	128
CH-24059	130	CH-46211-R	105	CH-57000-23	181	CH-8715	187	CH-PL-612-B	128
CH-24059-08	130	CH-48120	131	CH-57004-10	181	CH-87167-01-BP	182	CH-PL-612-G	128
CH-24060	130	CH-48122	131	CH-57006-07	181	CH-90005-01	189	CH-PL-612-R	128
CH-24063	130	CH-48160	131	CH-57300-01	181	CH-90030-12	184	CH-PL-86-AC	128
CH-24063-08	130	CH-48521	166	CH-57300-03	181	CH-90043-07	183	CH-PL-86-GC	128
CH-24071	130	CH-48525	132	CH-57300-11	181	CH-90047	185	CH-PL-86-RC	128
CH-24076	130	CH-48530	132	CH-57300-22	181	CH-9023	183	CH-RA-400112-NN	162
CH-24082	130	CH-48785	129	CH-58027-01	180	CH-9055	185	CH-RA-700112-DN	162
CH-24106	130	CH-50036	186	CH-58027-02	180	CH-9060	187	CH-RA-700112-NN	162
CH-24115	130	CH-54100	175	CH-58027-03	180	CH-9075	185	CH-RA-700112-RN	162
CH-24117	130	CH-54100-01	175	CH-58027-04	180	CH-9095	184	CH-RC-200124-DN	162
CH-24117-01	130	CH-54104	175	CH-58027-06	180	CH-9096-02	192	CH-RC-200124-NN	162
CH-24200	129	CH-54107-01	175	CH-58027-07	180	CH-9109	183	CH-RC-200124-RN	162
CH-24213	130	CH-54109	175	CH-58027-08	180	CH-91113	192	CH-RC-400112-DN	162
CH-24214	130	CH-54109-01	175	CH-58027-11	180	CH-9115	183	CH-RC-400112-NN	162
CH-24401	130	CH-55013	172	CH-58027-18	180	CH-9180	185	CH-RC-400112-RN	162
CH-24401-01	130	CH-55014	174	CH-58312-A4	180	CH-91801	185	CH-RC-700112-RN	162
CH-24401-04	130	CH-55014-05	174	CH-58312-R4	180	CH-9183	187	CL-16	452
CH-24402	130	CH-55015	174	CH-58327-01	180	CH-9242	192	CL-4	452
CH-24452	166	CH-55016	174	CH-58327-06	180	CH-9245	184	CLNC-SERIES	369
CH-24512-10	131	CH-55017	173	CH-58328-01	180	CH-9276-09	184	CLNCSS-1/4	378
CH-24812-01	131	CH-55018	173	CH-58328-04	180	CH-9500	189	CLNF-1	369
CH-24812-10	131	CH-55018-01	177	CH-58328-100BP	179	CH-95033	188	CLNF-SERIES	369
CH-2484	190	CH-55019	173	CH-58328-101BP	179	CH-95060-04	189	CLP-SERIES	388
CH-2484-02	190	CH-55020	174	CH-58328-11	180	CH-95060-07	189	CLWS-SERIES	58
CH-2484-06	190	CH-55020-04	174	CH-58328-12	180	CH-95591	188	CMC-3001	120
CH-2484-09	190	CH-55021	174	CH-58328-13	180	CH-956-3124	188	CMC-3002	120
CH-2484-16	190	CH-55021-04	174	CH-68028	186	CH-956-3126	188	CMC-4001	120
CH-2484-A	190	CH-55021-07	174	CH-7112	186	CH-956-4111	188	CMC-4002	120
CH-24842	131	CH-55021-08	174	CH-75228-04	192	CH-95612	188	CMC-7001	120
CH-30055-10	154	CH-55023	174	CH-75600-04	192	CH-9576	186	CMC-7002	120
CH-30055-15	154	CH-55033-01	174	CH-75712-04	189	CH-9579	188	COOLSEAL-A	13
CH-30055-20	154	CH-55033-02	174	CH-75904	190	CH-9622-01	189	COOLSEAL-B	23
CH-30055-25	154	CH-55036	174	CH-75907	190	CH-97846-A	105	COOLSEAL-C	34
CH-30055-30	154	CH-55037	174	CH-75908	190	CH-97846-B	105	CP-SERIES	386
CH-30055-40	154	CH-55046	177	CH-75920	191	CH-98628	182	CP-808	33
CH-30055-50	154	CH-55046-04	177	CH-7762	187	CH-DL-13	129	CP-814	36
CH-30062-30	155	CH-55049-01	174	CH-81192	242	CH-DL-21	129	CP-KIT-LG	428
CH-30063-30	155	CH-55054	173	CH-81255	177	CH-M-284	191	CPA-100-SERIES	417
CH-30090-2	160	CH-55054-04	173	CH-81264	178	CH-M-284-02	191	CPL-SERIES	392
CH-30090-3	160	CH-55055	174	CH-81264-01	178	CH-M-449	127	CPSS-SERIES	386
CH-30090-4	160	CH-55055-01	174	CH-81264-05	178	CH-M-484	172	CR2032	202
CH-30090-8	160	CH-55057	173	CH-81271	177	CH-M-530	186	CS-28-06	38
CH-30138-10	154	CH-55065-02	173	CH-82065	190	CH-M-58031-01	179	CS-28-08	38
CH-30138-20	154	CH-55065-03	173	CH-82065-02	190	CH-M-58031-02	179	CS-28-10	38
CH-30138-30	154	CH-55088	174	CH-82065-02	190	CH-M-58031-04	179	CS-30-14	38
CH-30172-15	154	CH-551800	174	CH-82159-1	182	CH-M-58031-07	179	CS-30-56	38
CH-30172-20	154	CH-551840	174	CH-82159-2	182	CH-M-584	172	CS-303	38
CH-30172-30	154	CH-551843	174	CH-82159-3	182	CH-M-606	186	CS-346	38
CH-3028-1	170	CH-551844	174	CH-82465	178	CH-M-608	184	CS-40-38	38
CH-3028-2	170	CH-551846	174	CH-82468	177	CH-M-626	184	CS-46	38

PART NUMBER INDEX

Part Number	Page	Part Number	Page	Part Number	Page	Part Number	Page	Part Number	Page
CSC5-SERIES	359	CTP-22-25	106	DC-18870	94	DTP-0250-2000	387	DY-52115	460
CSC8-SERIES	359	CTP-44-15	106	DC-354	38	DTP-0312-1000	387	DY-52145	460
CSCSS-SERIES	378	CTP-44-20	106	DC-354	41	DTP-0312-1500	387	DY-52165	460
CSF5-SERIES	359	CTP-44-25	106	DC-654	36	DTP-0312-2000	387	E-10-F	45
CSF8-SERIES	359	CTT-20R	400	DC-654	40	DTP-0375-2000	387	E-14-F	45
CSM-SERIES	380-381	CTT-60R	400	DCFT-1	420	DTP-0375-3000	387	E-357-38	44
CSN-303	34	CW-544	34	DCFT-3/4	420	DTP-0375-4000	387	E-357-38HT	45
CSN-346	34	CWPT-1	208	DCT-13	400	DTP-0500-2000	387	E-357-56	44
CSP-16	461	CWPT-2	208	DCT-19	400	DTP-0500-3000	387	E-358-12	44
CST-110	420	CWPT-3	210	DE-DT-KIT	425	DTP-0500-4000	387	E-358-76	44
CST-130	420	CY-C-1	458	DE-DTO-KIT	425	DTP04-2P	88	E-359-34	44
CST-130-HD	420	CY-C-10	458	DF-22036-A	215	DTP04-4P	88	E-359-58	44
CST-2110	421	CY-C-100	459	DF-29	453	DTP06-2S	88	E-360-10	44
CT-1	59	CY-C-111C	458	DI-102	55	DTP06-4S	88	E-360-14	44
CT-1-150-Y	195	CY-C-121	459	DI-415	55	DTP2P-BT	89	E-361	44
CT-1/0	59	CY-C-28	458	DI-636	55	DTP2S-BT	89	E-362	44
CT-122W	194	CY-C-30	458	DRC-12	432	DTP4P-BT	89	E-56-F	45
CT-150-2	194	CY-C-305	458	DRC-18	432	DTP4S-BT	89	E-6000-CART-BK	421
CT-150-2W	194	CY-C-32	458	DRC-24	432	DTT-12-00	94	E-6000-CART-CL	421
CT-150-3	194	CY-C-33	458	DRC-30	432	DTT-16-00	94	E-6000-TUBE-BK	421
CT-150-3W	194	CY-C-331	458	DT-20112	246	DTT-20-02	94	E-6000-TUBE-CL	421
CT-150-4	194	CY-C-34	458	DT-20118	246	DY-39358	461	E-6100-CART-BK	421
CT-150-VAL	195	CY-C-35	459	DT-210	418	DY-49200	459	E-6100-CART-CL	421
CT-182	194	CY-C-5	458	DT-345	418	DY-49203	459	E-657-38	43
CT-1P	208	CY-C-56	458	DT-345-BLACK	418	DY-49204	459	E-657-56	43
CT-2	59	CY-C-661	458	DT-345-BLUE	418	DY-49271	459	E-658-12	43
CT-2-150-Y	195	CY-C-87	459	DT-345-ORANGE	418	DY-49272	459	E-658-76	43
CT-2/0	59	CY-C-904	459	DT-345-WHITE	418	DY-49274	459	E-660-10	43
CT-3/0	59	CY-C-97	459	DT-RT-1	94	DY-49276	459	E-660-14	43
CT-300-070	438	CY-C-99	459	DT04-08PA	87	DY-49280	459	E-661	44
CT-300-071	438	CY-C-991	458	DT04-12PA	87	DY-49281	459	E-662	44
CT-4	59	CY-C-992	458	DT04-2P	87	DY-49285	459	E-762	43
CT-4/0	59	CY-C-993	458	DT04-3P	87	DY-49289	459	E-957-38	43
CT-6	59	CY-C-999	458	DT04-4P	87	DY-49293	459	E-957-56	43
CT-8	59	D-10-F	41	DT04-6P	87	DY-49297	459	E-958-12	43
CT-9PK-3003D42	438	D-14-F	41	DT06-08SA	87	DY-49390	461	E-960-10	43
CT200L-SS	408	D-350-10	41	DT06-12SA	87	DY-49391	461	E-960-14	43
CT250L-SS	408	D-350-14	41	DT06-2S	87	DY-49392	461	E-9Y	437
CT300L-SS	408	D-350-14HT	42	DT06-3S	87	DY-49401	461	EC-100	443
CT350L-SS	408	D-350-38HT	42	DT06-4S	87	DY-49403	461	EC-100K	443
CT400L-SS	408	D-351-38	41	DT06-6S	87	DY-49409	461	EC-12-20001-E	284
CT450L-SS	408	D-351-56	41	DT12P-BT	88	DY-49429	461	EC-12-20005-E	284
CT500L-SS	408	D-352-12	41	DT12S-BT	88	DY-49431	461	EC-12-20006-E	284
CT550L-SS	408	D-352-76	41	DT2P-BT	88	DY-49433	461	EC-210	300
CT9410	408	D-353-34	41	DT2S-BT	88	DY-49441	460	EC-3410A	285
CT9412	408	D-353-58	41	DT3P-BT	88	DY-49442	460	EC-3410CBMK	284
CT9416	408	D-354	41	DT3S-BT	88	DY-49446	460	EC-3435A	285
CT9420	408	D-355	41	DT4P-BT	88	DY-49451	460	EC-3455A	285
CT9424	408	D-56-F	41	DT4S-BT	88	DY-49452	460	EC-3510A	294
CT9428	408	D-650-10	40	DT6P-BT	88	DY-49456	460	EC-3811A	293
CT9432	408	D-650-14	40	DT6S-BT	88	DY-49486	460	EC-3861A	293
CT9436	408	D-651-38	40	DT8P-BT	88	DY-49494	460	EC-3911A	293
CT9440	408	D-651-56	40	DT8S-BT	88	DY-49495	460	EC-3931A	293
CT9444	408	D-652-12	40	DTM04-08PA	86	DY-49550	460	EC-3932A	293
CT9448	408	D-652-76	40	DTM04-12PA	86	DY-49558	460	EC-3965A	293
CTAM-1	402	D-653-58	40	DTM04-2P	86	DY-49560	460	EC-505	299
CTAM-2	402	D-654	40	DTM04-3P	86	DY-49576	460	EC-510	299
CTM-0	402	D-655	40	DTM04-4P	86	DY-49582	460	EC-520	299
CTM-1	402	D-754	40	DTM04-6P	86	DY-49584	460	EC-5280A	289
CTM-2	402	D-950-10	39	DTM06-08SA	86	DY-49593	460	EC-5280A-MG	289
CTM-3	402	D-950-14	39	DTM06-12SA	86	DY-49596	460	EC-530	299
CTM-4	402	D-951-38	39	DTM06-2S	86	DY-49598	460	EC-5545A	287
CTP-11-15	106	D-951-56	39	DTM06-3S	86	DY-49611	460	EC-5545A-VM	287
CTP-11-20	106	D-952-12	39	DTM06-4S	86	DY-49634	460	EC-5545CA	287
CTP-11-25	106	D-952-76	39	DTM06-6S	86	DY-49635	460	EC-5545CA-VM	287
CTP-22-15	106	D-953-58	40	DTP-0250-1000	387	DY-49665	460	EC-5550A	287
CTP-22-20	106	DC-18860	94	DTP-0250-1500	387	DY-52105	460	EC-5550A-VM	287

PART NUMBER INDEX

Part Number	Page	Part Number	Page	Part Number	Page	Part Number	Page	Part Number	Page
EC-5550CA	287	EC-ED3702AC	295	EVO-9	439	FH-MIN-12-WR	142	FQT2Z-SERIES	362
EC-5550CA-VM	287	EC-ED3704AC	295	EYE-BB	203	FH-MIN-16-WR	142	FRL-SERIES	53
EC-5580A	287	EC-ED3705AC	295	EYE-BC	203	FH-MIN-LED	142	FT	421
EC-5580A-VM	287	EC-ED3766AC	295	EYE-VC	203	FHA-200	146	FT-10-TRM	401
EC-5580CA	287	EC-ED3777A	295	F-10-F	47	FHM-1	142	FT-6	401
EC-5580CA-VM	287	EC-ED9040A	297	F-14-F	47	FHM-2	142	FUEL-14-25	328
EC-5585A	286	EC-ED9040AW	297	F-364	47	FHM-200	143	FUEL-14-50	328
EC-5585A-VM	286	EC-EW2102	232	F-365	47	FINW-SERIES	372	FUEL-316-25	328
EC-5585CA	286	EC-EW2411	232	F-366-12	47	FINWSS-SERIES	379	FUEL-316-50	328
EC-5585CA-VM	286	EC-EW2471	232	F-366-14	47	FIPBT-2	23	FUEL-38-25	328
EC-5590A	286	EC-EW2461-CAMO	235	F-366-38	47	FIPBT-2A	13	FUEL-38-50	328
EC-5590A-VM	286	EC-EW2461	235	F-366-38HT	47	FIPBT-2C	35	FUEL-516-25	328
EC-5590CA	286	EC-EW2471	232	F-366-56	47	FJ-14-25	328	FUEL-516-50	328
EC-5590CA-VM	286	EC-EW3108-F	234	F-366-76	47	FJ-14-250	328	FUEL-716-25	328
EC-575	299	EC-EW3208-F	234	F-370-34	47	FJ-38-10	328	FV51-HS-1024	444
EC-610N	300	EC-EW3208-S	234	F-370-58	47	FJ-38-25	328	FV51-HS-1224	444
EC-6220A	292	EC-EW3420	285	F-56-F	47	FJ-38-250	328	FV51-HS-1232	444
EC-6262A	292	EC-EZ0006	284	F-664	46	FJ-516-25	328	FW-SAE-SERIES	371
EC-6267A	292	EC-EZ1000B-FL	289	F-665	46	FJ-516-250	328	FW-USS-SERIES	370
EC-630N	300	EC-EZ1000W-FL	289	F-666-12	46	FL-SERIES	411	FW8-SAE-SERIES	371
EC-6410A	291	EC-EZ2000HBT	289	F-666-14	46	FL-HLLED	201	FW8-USS-SERIES	370
EC-7160A	291	EC-K7000B	254	F-666-38	46	FLM-SERIES	152	FWM-SERIES	384
EC-7160A-VM	291	EC-R6200FT	298	F-666-56	46	FLNR-SERIES	151	FWSS-SAE-SERIES	379
EC-7460A	290	EC-R6410FT	298	F-764	46	FLSR-ID-SERIES	152	G-14-F	48
EC-7460A-VM	290	EC-R6501FT	298	F-966-14	45	FLSR-SERIES	151	G-372	48
EC-7460CA	290	EC-SA901N	300	F-966-38	45	FLW-10	123	G-373	48
EC-7460CA-VM	290	EC-SA917N	300	F-966-56	45	FLW-14	123	G-374-12	48
EC-7945A	290	EC-SA950N	300	F-966-76	45	FLW-16	123	G-374-76	48
EC-7945A-VM	290	EC-SW10	301	F-969-12	45	FLW-18	123	G-375-14	48
EC-7950A	290	EC-SW15	301	F-970-34	46	FLW-20	123	G-375-38	48
EC-7950A-VM	290	EC-SW30	301	F13T5/CW	225	FLW-8	123	G-375-56	48
EC-7960A	291	ED-362	41	F15T8/CW	225	FM-40310	302	G-377-34	48
EC-7960A-VM	291	ED-362	44	F6-SERIES	412	FM-62000	302	G-377-58	48
EC-7965A	290	ED-662	40	F8T5/CW	225	FM-62330	302	G-38-F	48
EC-7965A-VM	290	ED-662	44	FA-131	205	FM-72000	302	G-56-F	48
EC-7970A	290	EE-101	420	FB-1	139	FM-72010	302	GB-2001	444
EC-7970A-VM	290	EG-22	168	FB-10	139	FM-72102	302	GD-DXX	418
EC-7975A	291	EG-23	168	FB-12	139	FM-72112	302	GDL-16	461
EC-7980A	291	EL-12	168	FB-2	139	FM-73600	302	GDT-260	418
EC-850N	300	EL-12C	168	FB-3	139	FMM-15	150	GDT-BLK	418
EC-9011C	296	EL-12HD	168	FB-4	139	FMM-20	150	GF-SERIES	392
EC-9013C	296	EL-13	168	FB-4CF	139	FMM-25	150	GHS-2005B	251
EC-9014C	296	EL-13A	168	FB-6	139	FMM-30	150	GHS-2005R	251
EC-9021CC	296	EL-13HD	168	FB-6CF	139	FMM-40	150	GL-2000ST	237
EC-9022C	296	EP-36	169	FB-8	139	FO-CB-10	156	GL-2007ST	237
EC-9031C	296	EP-BOX	202	FBS-SERIES	368	FO-CB-15	156	GL-2051ST	237
EC-E92004	232	EP-BOX-CORD	202	FENW-SERIES	372	FO-CB-20	156	GL-2057ST	237
EC-E92006	232	ER-104-R	196	FENWM-SERIES	384	FO-CB-25	156	GL-30004ST	237
EC-E92007	232	ER-1510-P	200	FENWSS-SERIES	379	FO-CB-30	156	GL-30005ST	237
EC-E92013	232	ER-1610-C	200	FFT-1	25	FO-CB-40	156	GL-30514ST	237
EC-EB7180A	288	ER-79	196	FFT-187	25	FP-ATR	149	GL-30515ST	237
EC-EB7180A-VM	288	ER-944-RS	196	FFT-250	25	FPB-FG	298	GL-7901ST	237
EC-EB7180CA	288	ER-LED-2T	170	FH	139	FPT-76-4342	214	GL-7951ST	237
EC-EB7180CA-VM	288	ER-LED-3T	170	FH-12	139	FPT-83-5746	215	GLAD-GRIPS	251
EC-EB7185AAA	288	ER-LED-5T	170	FH-ATO	146	FPT-86-6082	214	GLASS FUSE-KIT	426
EC-EB7185AAA-VM	288	ES-10-CAP	142	FH-ATO-10BR	146	FPT-87-6249	215	GLK-0-5000	462
EC-EB7185CAA	288	ESP-1	101	FH-ATO-12	146	FPT-90-6815	214	GLK-11-4400	462
EC-EB7185CAA-VM	288	ESP-1/0	101	FH-ATO-12-WR	146	FPT-91-6881	214	GLK-12-4400	462
EC-EC20	135	ESP-2	101	FH-ATO-12BR	146	FPT-91-6894	214	GLK-14-4400	462
EC-EC5603-K	254	ESP-2/0	101	FH-ATO-14-WR	146	FPT-91-6973	214	GLK-20-4400	462
EC-EC5605-WK	254	ESP-3/0	101	FH-ATO-14BR	146	FPT-91-6995	214	GLK-21-9060	462
EC-EC7000-QK	254	ESP-4	101	FH-ATO-LED	146	FPT-93-7179	214	GMA-SERIES	138
EC-ED3307A	285	ESP-4/0	101	FH-ATO-WR	146	FPT-99-8150	214	GMLH	210
EC-ED3307SA	285	ESP-6	101	FH-ATR-12-LED	144	FQ23FSB-SERIES	362	GP-1000HD	133
EC-ED3315A	285	ETW8-SAE-SERIES	371	FH-ATR-12-LED	144	FQ23FZ-SERIES	362	GP-1750HD	133
EC-ED3335A	285	ETW8-USS-SERIES	370	FH-ATR-16-LED	144	FQAB-SERIES	362	GP-225HD	133
EC-ED3355A	285	EVO-7	439	FH-ATR-16-LED	144	FQAZ-SERIES	362	GP-23-A	202

PART NUMBER INDEX

Part Number	Page	Part Number	Page	Part Number	Page	Part Number	Page	Part Number	Page
GP-3000HD	133	GR-91400	281	H-7600	227	HD36-24-16SN	91	HE-87129B	165
GP-400HD	133	GR-91740	260, 276	H-7604	228	HD36-24-18SN	91	HE-87129B	166
GP-5000HD	133	GR-91950	260, 276	H-7610	228	HD36-24-19SN	91	HE-87181	189
GP-800HD	133	GR-91962	279	H-7616	228	HD36-24-21SN	91	HE-87185	189
GP-DC-KIT2	134	GR-91963	279	H-7635	228	HD36-24-23SN	91	HE-87269	165
GP-DC-KIT3	134	GR-92120	281	H-9406	228	HD36-24-9SN	91	HE-87269	166
GP-DC-KIT4	134	GR-92420	263, 277	H-9411	228	HDC-14-3	90	HE-87272	165, 166
GP-DC-KIT5	134	GR-92720	263, 277	H-9421	228	HDC-14-6	90	HE-87405	164
GP-ISW1000	133	GR-99170	282	H-RBC-SERIES	404	HDC-14-9	90	HE-87406	164
GP-ISW1500	133	GR-99180	282	H1042L	223	HDC-16-3	90	HE-87414	164
GP-ISW2000	133	GR-G3002	268	H1155L	223	HDC-16-5	90	HE-87416B	163
GP-ISW3000	133	GR-G3003	268	H1253L	223	HDC-16-6	90	HE-87417	164
GP-ISW700	133	GR-G4002	258	H835L	223	HDC-16-9	90	HE-87421	164
GP-ISW-A	133	GR-G6002	261	H9008L	223	HDC26-18	93	HE-87424B	163
GP-ISW-R	133	GR-G6003	262	H965L	223	HDC26-24	93	HE-87427	163
GP-REMOTE	133	GREASE-FIT-KIT	428	HA-7846	192	HDC34-18	91	HE-87429B	163
GPT-DXX	418	GRN-20243	434	HC-KIT-H	429	HDC34-24	91	HE-87432B	163
GPT-WHT	418	GRN-353-SERIES	445	HCLW-SERIES	371	HDC36-18	91	HE-87440	163
GR-43411	256	GRN-37155	445	HCR-6000	409	HDC36-24	91	HE-87499B	163
GR-43572	260	GRN-37156B	445	HCR-6200	409	HDL-SERIES	97-99	HEAT-1-50	327
GR-43572	276	GRN-37157	445	HCR-6210	409	HDL-KIT	425	HEAT-12-50	327
GR-43642	260, 276	GRN-38522	445	HCR-62440	409	HDL-N- SERIES	98	HEAT-34-250	327
GR-43901	255	GRN-38526	445	HCRSS-6210	409	HDM-190HIR	402	HEAT-34-50	327
GR-45822	280	GRN-45000	434	HD10-3-96P	89	HDM-250HIR	402	HEAT-58-50	327
GR-45823	280	GRN-45300	439	HD10-3-GKT	90	HDM-3120HIR	402	HEAT-HT-1-50	327
GR-46132	268	GRN-45505G	436	HD10-5-16P	89	HDP24-18-14PN	92	HEAT-HT-12-50	327
GR-46133	268	GRN-759	438	HD10-5-GKT	90	HDP24-18-20PN	92	HEAT-HT-14-50	327
GR-46792	279	GRN-825-SERIES	445	HD10-6-96P	89	HDP24-18-21PN	92	HEAT-HT-34-50	327
GR-46793	279	GRN-830	445	HD10-6-GKT	90	HDP24-18-6PN	92	HEAT-HT-38-50	327
GR-47112	268	GRN-834	445	HD10-9-16P	89	HDP24-18-8PN	92	HEAT-HT-58-50	327
GR-47113	268	GRN-835	445	HD10-9-96P	89	HDP24-24-14PN	93	HEY-3165	412
GR-47122	269	GRN-862	440	HD10-9-GKT	90	HDP24-24-16PN	93	HEY-3167	412
GR-47123	269	GRN-889	445	HD14-3-96P	89	HDP24-24-18PN	93	HEY-3169	412
GR-50902	278	GRN-890	445	HD14-5-16P	89	HDP24-24-19PN	93	HEY-3171	412
GR-50912	278	GRN-891	445	HD14-6-96P	89	HDP24-24-21PN	93	HEY-3173	412
GR-50972	278	GRN-909	432	HD14-9-16P	89	HDP24-24-23PN	93	HEY-3175	412
GR-50992	278	GRN-9505	432	HD14-9-96P	89	HDP24-24-9PN	93	HEY-3177	412
GR-52193	276	GRN-DTAP-SERIES	451	HD16-3-96S	89	HDP26-18-14SN	92	HEY-3200	412
GR-52572	276	GRN-DTAPKIT	453	HD16-5-16S	89	HDP26-18-20SN	92	HEY-3202	412
GR-52573	276	GROMMET-KIT	428	HD16-6-96S	89	HDP26-18-21SN	92	HEY-3204	412
GR-52772	275	GS-1009	104	HD16-9-16S	89	HDP26-18-6SN	92	HEY-3207	412
GR-52773	275	GS-1012	104	HD16-9-96S	89	HDP26-18-8SN	92	HEY-3210	412
GR-52892	276	GS-1015	104	HD18-003	90	HDP26-24-14SN	93	HEY-3213	412
GR-52893	276	GS-1018	104	HD18-006	90	HDP26-24-16SN	93	HEY-3216	412
GR-53252	258	GT-70	444	HD18-009	90	HDP26-24-18SN	93	HEY-3219	412
GR-53253	259	H-14-F	49	HD30-18BT-BK	93	HDP26-24-19SN	93	HEY-3222	412
GR-53312	258	H-38-F	49	HD30-18BT-90-BK	93	HDP26-24-21SN	93	HEY-3225	412
GR-53962	261	H-380-12	49	HD30-24BT-BK	93	HDP26-24-23SN	93	HEY-3228	412
GR-53963	262	H-381-14	49	HD30-24BT-90-BK	93	HDP26-24-9SN	93	HEY-3231	412
GR-54313	259	H-381-38	49	HD34-18-14PN	91	HDT-04-08	94	HEY-3234	412
GR-54332	258	H-381-56	49	HD34-18-20PN	91	HDT-48-00	436	HEY-3444	412
GR-54342	258	H-383	49	HD34-18-21PN	91	HDT-48-00	94	HEY-3446	412
GR-54363	259	H-384	49	HD34-18-6PN	91	HE-357203001	234	HEY-3448	412
GR-54682	261	H-4651	229	HD34-18-8PN	91	HE-357203011	234	HEY-3454	412
GR-55772	276	H-4656	229	HD34-24-14PN	91	HE-357203031	234	HEY-3458	412
GR-55773	276	H-4656BL	229	HD34-24-16PN	91	HE-357203051	234	HEY-3460	412
GR-60581	275	H-5001	228	HD34-24-18PN	91	HE-4SQ2.0-LED	233	HEY-8437	412
GR-63611	232	H-5006	228	HD34-24-19PN	91	HE-5RD2.0-LED	233	HEY-8461	412
GR-63621	232	H-56-F	49	HD34-24-21PN	91	HE-78110	224	HEY-8463	412
GR-63741	232	H-6024	228	HD34-24-23PN	91	HE-78115	224	HEY-8465	412
GR-63751	232	H-6024BL	228	HD34-24-9PN	91	HE-80595	179	HEY-8467	412
GR-67000	265	H-6054	229	HD36-18-14SN	91	HE-80596	179	HFB	139
GR-67001	273	H-6054BL	229	HD36-18-20SN	91	HE-80597	179	HFLBC- SERIES	365
GR-67002	265	H-6545	229	HD36-18-21SN	91	HE-80598	179	HFLBF- SERIES	365
GR-67090	265	H-6545BL	229	HD36-18-6SN	91	HE-87115	163	HFLNC- SERIES	369
GR-82-1000	250	H-6545BL	236	HD36-18-8SN	91	HE-87122B	165	HFLNF- SERIES	369
GR-91302	278	H-6545BL	236	HD36-24-14SN	91	HE-87127B	165	HFNC- SERIES	369

PART NUMBER INDEX

Part Number	Page	Part Number	Page	Part Number	Page	Part Number	Page	Part Number	Page
HFNF- SERIES	369	IT-50RD	399	KNCSS- SERIES	378	KV2K07-35S	323	LE-287-T	199
HG-501A	443	IT-50RT	399	KNF- SERIES	369	KV2K07-36S	323	LE-4720-C	199
HI-1	54	ITA-12-25	327	KNFSS- SERIES	378	KV2K11-34S	323	LE-4729-C	199
HI-5	54	ITA-12-50	327	KPR-102L	200, 218	KV2K11-35S	323	LE-4770-C	199
HI-7	54	ITA-38-25	327	KPR-103L	218	KV2K11-36S	323	LE-4779-C	199
HI-8	54	ITA-38-50	327	KSA-21-08	10	KV2K11-37S	323	LE-5266-C	198
HIPC-KIT	428	J-12-F	50	KSA-21-10	10	KV2K13-35S	323	LE-5266-PLC	198
HMEG	141	J-38-F	50	KSA-21-14	10	KV2K13-36S	323	LE-5269-C	198
HNC5- SERIES	370	J-385-12	50	KSA-21-38	10	KV2K13-37S	323	LE-5269-PLC	198
HNC8- SERIES	370	J-385-14	50	KSA-21-56	10	KV2K15-36S	323	LE-5278-C	199
HNF5- SERIES	370	J-385-38	50	KSA-2120	10	KV2K15-37S	323	LE-5279-C	199
HNF8- SERIES	370	J-385-56	50	KSA-22-10	10	KV2L01-32S	323	LE-5366-C	198
HNM- SERIES	383	J-388	50	KSA-2218	11	KV2L07-34S	323	LE-5369-C	198
HP-20051	253	J-389	50	KSA-850	10	KV2L07-35S	323	LE-5666-C	198
HP-47055	241	J-56-F	50	KSA-MCT	10	KV2L07-36S	323	LE-5669-C	198
HP-47385	249	JC-11-15	106	KSAM-648	11	KV2L11-34S	323	LE-930	199
HP-47435	248	JC-11-20	106	KSB-1614	21	KV2L11-35S	323	LE-931	199
HP-47565	248	JC-11-25	106	KSB-31-08	20	KV2L11-36S	323	LET-2	419
HP-47575	248	JC-22-15	106	KSB-31-10	20	KV2L11-37S	323	LET-4	419
HP-47675	249	JC-22-20	106	KSB-31-14	20	KV2L13-35S	323	LF-12	169
HP10-BLK	342	JC-22-25	106	KSB-31-38	20	KV2L13-36S	323	LF-12-SET	453
HP12-BLK	342	JC-44-15	106	KSB-31-56	20	KV2L13-37S	323	LF-8-SET	453
HP4-BLK	342	JC-44-20	106	KSB-3120	20	KV2L15-36S	323	LG-221- SERIES	413
HP6-BLK	342	JC-44-25	106	KSB-32-08	20	KV2L15-37S	323	LGC-15	240
HP8-BLK	342	JCAS-20	150	KSB-32-10	20	KV2T01-00	323	LGC-15-DP	240
HS-43026	170	JCAS-30	150	KSB-850	20	KV2T01-32S	324	LGC-15-DP-V	240
HS-43034	168	JCAS-40	150	KSB-MCT	20	KV2T03-00	323	LI-14900	438
HS-81015	235	JCAS-50	150	KSBA-631	11	KV2T05-00	323	LI-28640	442
HS-84180-AMB	226	JCAS-60	150	KSBA-631	21	KV2T07-00	323	LI-46950	167
HS-84180-WHT	226	JCAS-FUSE-KIT	426	KSC-1210	32	KV2T07-34S	324	LI-56500	438
HS-84181-AMB	226	JCHD-M	107	KSC-41-10	31	KV2T07-35S	324	LI-56810	167
HS-84181-WHT	226	JNM- SERIES	383	KSC-41-12	31	KV2T07-36S	324	LI-57780	438
HS-84182-AMB	226	JUMP-10F-BLK	104	KSC-41-14	31	KV2T11-00	323	LI-57790	438
HS-84182-WHT	226	JUMP-10F-RED	104	KSC-41-38	31	KV2T11-34S	324	LI-59600	438
HS-84183-AMB	226	JUMP-16-BLK	104	KSC-41-56	31	KV2T11-35S	324	LI-61030	439
HS-84183-WHT	226	JUMP-16-RED	104	KSC-4120	32	KV2T11-36S	324	LI-68250	434
HTB-22I	140	JUMP-8-BLK	104	KSC-42-08	31	KV2T11-37S	324	LI-68280	434
HTB-26I	140	JUMP-8-BLK-2/0	104	KSC-42-10	31	KV2T13-00	323	LI-69200	167
HTB-44I	140	JUMP-8-RED	104	KSC-850	32	KV2T13-35S	324	LI-AMBER-LED	128
HTB-46I	140	JUMP-8-RED-2/0	104	KSC-MCT	32	KV2T13-36S	324	LI-CLEAR-LED	128
HTB-48I	140	K-12-F	51	KSCB-646	21	KV2T13-37S	324	LI-RED-LED	128
IK-1/0	60	K-38-F	51	KSCB-646	32	KV2T15-00	323	LJCAS-20	150
IK-10	60	K-390-12	51	KSDC-108	32	KV2T15-36S	324	LJCAS-25	150
IK-2	60	K-390-34	51	KSM-2422	7, 11	KV2T15-37S	324	LJCAS-30	150
IK-250	60	K-390-38	51	KV2H01-00	323	L-12-F	52	LJCAS-40	150
IK-2/0	60	K-390-56	51	KV2H01-32S	324	L-378	52	LJCAS-50	150
IK-3	60	K-393	51	KV2H01-34S	324	L-379	52	LJCAS-60	150
IK-4	60	K-394	51	KV2H03-00	323	L-38-F	52	LLT-AMBER	177
IK-6	60	K-56-F	51	KV2H05-00	323	L-395-12	52	LLT-BLUE	177
IK-8	60	KL-11045	434	KV2H07-00	323	L-395-38	52	LLT-GREEN	177
INS-REM-KIT	430	KL-2005N	434	KV2H07-34S	324	L-395-56	52	LLT-RED	177
IPA-7862	441	KL-63050	438	KV2H07-35S	324	L-398-34	52	LMB-12	430
IPA-7897	247	KL-D213-9NECR	438	KV2H07-36S	324	L-398-58	52	LMB-16	430
IPA-8024	441	KLK-SERIES	152	KV2H11-00	323	L-4421	434	LMB-20	430
IPA-8025	440	KN-102HK	204	KV2H11-34S	324	L-56-F	52	LMB-21	430
IPA-8030	282	KN-1498	204	KV2H11-35S	324	LB-1001	434	LMB-24	430
IPA-8040	441	KN-1790	204	KV2H11-36S	324	LE-2311	199	LMB-2D-H	431
IPA-8042	441	KN-1890	204	KV2H11-37S	324	LE-2313	199	LMB-32	430
IPA-8044	440	KN-1938KW	204	KV2H13-00	323	LE-2431	199	LMB-6	430
IPA-8045	441	KN-2011	204	KV2H13-35S	324	LE-2433	199	LMB-ADJ	430
IPA-8048	440	KN-2041	204	KV2H13-36S	324	LE-2611	199	LMB-H	431
IPA-8071	441	KN-2041HV	204	KV2H13-37S	324	LE-2613	199	LMB-H-HD	431
IPA-8080	440	KN-2051	204	KV2H15-00	323	LE-2721	199	LMB-H-VAN	431
IT-18FL	399	KN-820	204	KV2H15-36S	324	LE-2723	199	LP-187-1250	391
IT-18R	399	KN-909	204	KV2H15-37S	324	LE-2731	199	LP-187-1312	391
IT-50L	399	KN-94WA	204	KV2H19-00	323	LE-2733	199	LP-250-1250	391
IT-50R	399	KNC- SERIES	369	KV2K07-34S	323	LE-275-T	199	LP-250-1312	391

PART NUMBER INDEX

Part Number	Page	Part Number	Page	Part Number	Page	Part Number	Page	Part Number	Page
LP-312-1375	391	MAH-1	148	MEG-500	140	MI-794	322	MM-57-042	325
LP-312-1750	391	MAINT-KIT-LG-N	424	MFUSE-KIT	426	MI-976	442	MM-57-043	325
LP-437-1343	391	MAX-20	148	MG-10-90	157	MI-98-A1-501	443	MM-57-044	325
LP-437-1375	391	MAX-20-LED	148	MG-10-BL	157	MI-S-925	442	MM-57-045	325
LP-437-1625	391	MAX-30	148	MG-15-90	157	MI-S-927	442	MM-57-046	325
LPB-16	430	MAX-30-LED	148	MG-15-BL	157	MI-S-932	442	MM-57-047	325
LPB-21	430	MAX-40	148	MG-20-90	157	MI-S986	442	MM-57-048	325
LPB-24	430	MAX-40-LED	148	MG-20-BL	157	MID-30	141	MM-57-049	325
LPB-32	430	MAX-50	148	MG-30-90	157	MID-40	141	MM-57-050	325
LPS-01B-12R	143	MAX-50-LED	148	MG-8-90	157	MID-50	141	MM-57-060	325
LPS-01B-16R	143	MAX-60	148	MG-8-BL	157	MID-80	141	MM-57-061	325
LPS-08	143	MAX-60-LED	148	MHN- SERIES	369	MIN-10	141	MM-57-062	325
LPT-08	144	MAX-70	148	MHNS- SERIES	378	MIN-10-LED	142	MM-57-063	325
LR-AMBER	182	MAX-70-LED	148	MI-150	443	MIN-15	141	MM-57-064	325
LR-BLK	182	MAX-80	148	MI-1717-4	320	MIN-15-LED	142	MM-57-065	325
LR-BLUE	182	MAX-80-LED	148	MI-1717-6	320	MIN-2	141	MM-57-066	325
LR-GREEN	182	MAXIM-KIT	426	MI-1736-4	320	MIN-20	141	MM-57-067	325
LR-PANEL	182	MB-2	401	MI-1736-6	320	MIN-20-LED	142	MM-57-068	325
LR-RED	182	MB-3	402	MI-1803	321	MIN-25	141	MM-57-069	325
LST-AMBER	177	MB-36	431	MI-1804	321	MIN-25-LED	142	MM-57-070	325
LST-BLUE	177	MB-4	402	MI-1805	321	MIN-3	141	MM-57-080	325
LST-GREEN	177	MB-4A/SH	402	MI-1806	321	MIN-30	141	MM-57-081	325
LST-RED	177	MB-5	402	MI-1807	321	MIN-30-LED	142	MM-57-082	325
LTP-11	106	MC-16428-A	215	MI-1808	321	MIN-5	141	MM-57-083	325
LTP-11-6	106	MC-16428-D	215	MI-1809	321	MIN-5-LED	142	MM-57-084	325
LTP-22	106	MC-16428-F	215	MI-1810	321	MIN-7.5	141	MM-57-085	325
LTP-22-6	106	MC-16428-G	215	MI-1813	321	MIN-7.5-LED	142	MM-57-086	325
LTP-44	106	MCR-420	163	MI-1814	321	MIN-TAP	149	MM-57-087	325
LTP-44-6	106	MCR-435	163	MI-1815	321	MIN-TAP-250	149	MM-57-088	325
LTP-KIT	429	MCR-510	163	MI-1816	321	MIN-TAP-FL	149	MM-57-089	325
LTPH- SERIES	391	MCR-535	163	MI-1833	320	MINI-410	240	MM-57-090	325
LTPL- SERIES	391	MCT-1	25	MI-1834	320	MINI-415	240	MM-57-101	325
LW- SERIES	371	MCT-1-HT	27	MI-1835	320	MINI-48	240	MM-57-103	325
LW8- SERIES	371	MCT-187	25	MI-1836	320	MINI-610	241	MM-57-105	325
LWE- SERIES	371	MCT-1A	16	MI-1836-6	320	MINI-615	241	MM-57-109	325
LWESS- SERIES	379	MCT-1C	37	MI-1837	320	MINI-68	241	MM-57-111	325
LWI- SERIES	371	MCT-2	24	MI-1837-6	320	MINI-FUSE-KIT	426	MM-57-113	325
LWM- SERIES	384	MCT-287	24	MI-1838	320	MK-CB-10	156	MM-57-115	325
LWSS- SERIES	379	MCT-2A	14	MI-1839	320	MK-CB-15	156	MM-65-100	324
M-1130	7	MCT-5	21	MI-1840	320	MK-CB-20	156	MM-65-101	324
M-1136	7	MCT-587	21	MI-1857	321	MK-CB-25	156	MM-65-102	324
M10	406	MCT-5A	11	MI-1858	321	MK-CB-30	156	MM-65-103	324
M12	406	MCT-5C	33	MI-1859	321	MK-CB-5	156	MM-65-104	324
M16	406	MCT-850	22	MI-1860	321	MK-CB-6	156	MM-65-105	324
M20	406	MCT-887	22	MI-715	320	MK-CB-8	156	MM-65-160	324
M24	406	MCT-A-187	16	MI-716	320	ML-1	209	MM-65-161	324
M28	406	MCT-A-287	14	MI-717	320	MLR-AMBER	182	MM-65-162	324
M32	406	MCT-A-587	11	MI-717-6	320	MLR-BLUE	182	MM-65-163	324
M36	406	MCT-A-850	12	MI-718	320	MLR-GREEN	182	MM-65-164	324
M4	406	MCT-A-887	12	MI-719	320	MLR-RED	182	MM-65-165	324
M6	406	MCT-C-850	33	MI-727	320	MM-300	442	MM-65-472	325
M8	406	MDK-51	453	MI-728	320	MM-39-595	323	MM-65-473	325
M808	104	MDK-51-115	453	MI-732	320	MM-39-596	323	MM-65-474	325
M810	104	MDK-51-CN	453	MI-733	320	MM-39-597	323	MM-65-475	325
M812	104	MDK-51-REFILL	453	MI-736	320	MM-39-600	323	MM-65-770	324
M816	104	MDL-SERIES	138	MI-736-6	320	MM-400	442	MM-65-771	324
M820	104	MEG-100	140	MI-783	322	MM-46-070	322	MM-65-772	324
M822	104	MEG-125	140	MI-783-6	322	MM-46-071	322	MM-65-773	324
M823	104	MEG-150	140	MI-784	322	MM-46-072	322	MM-65-774	324
MA-12VPG	249	MEG-175	140	MI-785	322	MM-46-073	322	MM-65-775	324
MA-12VPK	249	MEG-200	140	MI-786	322	MM-57-020	325	MM-66-BLK	464
MA-12VRC	249	MEG-225	140	MI-786-6	322	MM-57-021	325	MM-66-BLU	464
MA-2606A-B	107	MEG-250	140	MI-788	322	MM-57-022	325	MM-66-GRN	464
MAB-1	148	MEG-300	140	MI-789	322	MM-57-023	325	MM-66-RED	464
MAG CHUCK-1/4	445	MEG-350	140	MI-790	322	MM-57-024	325	MM-66-WHT	464
MAG CHUCK-3/8	445	MEG-400	140	MI-791	322	MM-57-040	325	MM-66-YEL	464
MAG CHUCK-5/16	445	MEG-450	140	MI-792	322	MM-57-041	325	MM-940-171	319

PART NUMBER INDEX

Part Number	Page	Part Number	Page	Part Number	Page	Part Number	Page	Part Number	Page
MM-940-172	319	MX-M16280R	270	NC-CB-104	108	OPS-CS-14	30	OT-MCL-11AKB	273
MM-940-173	319	MX-M16280Y	270	NC-E-403	108	OPS-SD-128	30	OT-MCL-11RB	273
MM-940-174	319	MX-M20340R	272	NCB-346	26, 38	OPS-SD-1610	19, 30	OT-MCL-11RKB	273
MM-940-175	319	MX-M20343R	272	NCB-646	24, 36	OPS-SD-2214	9, 19	OT-MCL-155AB	268
MM-940-176	319	MX-M20384YCL	294	NDC-354	38, 41	OPS-SD-2418	9	OT-MCL-155RB	268
MM-940-177	319	MX-M34260R	268	NDC-654	36, 40	OR- SERIES	396	OT-MCL-157AB	270
MM-940-178	319	MX-M34260Y	268	NNC- SERIES	368	OR-KIT	428	OT-MCL-157RB	270
MMFA	57	MX-M42100R	259	NNC8- SERIES	368	OT-A-42PMB	265, 274	OT-MCL-165AB	271
MNR-420	164	MX-M42100Y	260	NNCSS- SERIES	378	OT-A-45CB	265	OT-MCL-165RB	271
MNR-520	164	MX-M42201R	264	NNF- SERIES	368	OT-A-45GB	260, 276	OT-MCL-51AB	270
MOR-KIT	428	MX-M42213	267	NNF8- SERIES	368	OT-A-45PB	265, 277	OT-MCL-51RB	270
MP-1	246	MX-M42320R	259	NNFSS- SERIES	378	OT-A-45PMB	2, 65	OT-MCL-527AB	270
MP-10-BL	157	MX-M42324	267	NNM- SERIES	383	OT-A-46PB	273, 281	OT-MCL-527RB	270
MP-15-BL	157	MX-M42346R	259	NSAM-648	8, 18	OT-A-47PB	265, 277	OT-MCL-54AB	268
MP-150-KIT	424	MX-M42365R	259	NSCB-646	18, 29	OT-A-49PB	265, 277, 281	OT-MCL-54RB	268
MP-20-BL	157	MX-M42365Y	260	NSDC-108	29, 39	OT-A-54GB	281	OT-MCL-55AB	268
MP-25-BL	157	MX-M50900	265	NSR-2166B	197	OT-A-57GB	281	OT-MCL-55RB	268
MP-280-KIT	424	MX-M50900	77	NSR-2168R	197	OT-A-60RB	278	OT-MCL-56AB	268
MP-30-BL	157	MX-M50950	265, 273, 281	NSR-2492	197	OT-A-65P	273	OT-MCL-56RB	268
MP-35-BL	157	MX-M63100R	262	NT-253725	410	OT-A-66AB	279	OT-MCL-57AB	270
MP-3526/27B	422	MX-M63100Y	263	NT-372525	410	OT-A-66RB	279	OT-MCL-57RB	270
MP-3526/27W	422	MX-M63124Y	264	NT-372537	410	OT-A-70GB	263, 277	OT-MCL-58AB	270
MP-3541/42	422	MX-M63322R	262	NT-373725	410	OT-A-91AB	280, 281	OT-MCL-58RB	270
MP-5-BL	157	MX-M63322RCL	262	NT-373737	410	OT-A-91RB	280, 281	OT-MCL-59AB	270
MS-2	192	MX-M63324	267	NT-502525	410	OT-A-93PB	272, 281	OT-MCL-59RB	270
MS10	406	MX-M63339Y	263	NT-502537	410	OT-AL-191AB	271	OT-MCL-75AB	271
MS12	406	MX-M63350Y	263	NT-502550	410	OT-AL-191RB	271	OT-MCL-75RB	271
MS16	406	MX-M63352R	262	NT-503737	410	OT-AL-91RB	272	OT-MCL-84RB	272
MS20	406	MX-M63420R	262	NT-503750	410	OT-BK-20BB	235	OT-MCL-93RB	272
MS24	406	MX-M63420Y	263	NT-752575	410	OT-BK-45BB	260, 276	OT-ST-45AB	275
MS28	406	MX-M84416	275	NT-753775	410	OT-BK-70BB	277	OT-ST-45RB	275
MS32	406	MX-M84433-A	275	O/B	55	OT-BU-44CB	278	OT-ST-60RB	278
MS4	406	MX-M84435-A	275	OB-2210	436	OT-BU-45CB	278	OT-ST-70AB	276
MS6	406	MX-M85417R	259	OBS-3016	77, 85, 436	OT-BU-70CB	278	OT-ST-70RB	276
MS8	406	MX-M85615R	262	OB-1028CT	66, 67, 69, 79, 85, 436	OT-BU-74CB	278	OT-ST-74AB	276
MSCFP- SERIES	352	MX-MPWL-20	197	OBTS-1028S	69, 77, 81, 436	OT-BUL-002CB	267	OT-ST-74RB	276
MSCFS- SERIES	350	MX-MWL-01	232	OPS-A	9	OT-BUL-003CB	267	OT-STL-002AB	263
MSCOP- SERIES	352	MX-MWL-04	232	OPS-A-JAR	9	OT-BUL-43CB	267	OT-STL-002RB	261
MSCOPSS- SERIES	374	MX-MWL-05	232	OPS-AF	9	OT-BUL-52CB	267	OT-STL-003RB	258
MSCPP- SERIES	352	MX-VHL-4X6DRL	230	OPS-AM	9	OT-BUL-53CB	267	OT-STL-003AB	260
MSCPPSS- SERIES	374	MX-VHL-4X6HI	230	OPS-AR-06	9	OT-BUL-72CB	267	OT-STL-101AB	260
MSCPS- SERIES	350	MX-VHL-4X6LO	230	OPS-AR-08	9	OT-DH55	256	OT-STL-101RB	258
MSCRS- SERIES	350	MXB-10	157	OPS-AR-10	9	OT-ILL-22CB	274	OT-STL-111AB	263
MSFFP- SERIES	353	MXB-15	157	OPS-AS-06	9	OT-ILL-24CB	274	OT-STL-12AB	263
MSFFS- SERIES	351	MXB-20	157	OPS-AS-10	9	OT-ILL-46CB	274	OT-STL-12RB	261
MSFOP- SERIES	353	MXB-25	157	OPS-B	19	OT-LP-11CB	282	OT-STL-13RB	258
MSFOPSS- SERIES	375	MXB-30	157	OPS-B-JAR	19	OT-LP-20SB	256	OT-STL-161RB	266
MSFPP- SERIES	353	NA-4WABLED	286	OPS-BF	19	OT-LP-21CB	282	OT-STL-161RLB	266
MSFPPSS- SERIES	375	NA-4WABSLED	286	OPS-BM	19	OT-LP-55B	256	OT-STL-201RFMB	258
MSFPS- SERIES	351	NA-LED625CAC	292	OPS-BR-06	19	OT-LPL-31CB	274	OT-STL-201XRB	258
MSFRS- SERIES	351	NA-LED625MX-CAC	292	OPS-BR-08	19	OT-LPL-41CB	274	OT-STL-22AB	263
MSK-24	424	NA-LED625CAG	292	OPS-BR-10	19	OT-LPL-55CB	274	OT-STL-22RB	261
MSK-32	424	NA-LED625MX-CAG	292	OPS-BR-14	19	OT-MC-53AB	280	OT-STL-35RB	264
MT-160	420	NA-MMBZLEDFL-CA	288	OPS-BR-516	19	OT-MC-53ABSB	280	OT-STL-42RB	258
MT-260	420	NA-MMBZLEDFLMCA	288	OPS-BR-516	19	OT-MC-53RB	280	OT-STL-43AB	260
MT-3460	420	NA-VP-CHGM	289	OPS-BS-06	19	OT-MC-55AB	280	OT-STL-43RB	258
MT-51	444	NA-VP-F150	289	OPS-BS-10	19	OT-MC-55RB	280	OT-STL-43RBX	258
MT-70	444	NAM-348	16	OPS-C	30	OT-MC-57AB	280	OT-STL-55AB	260
MW-14	409	NAM-648	15	OPS-C-JAR	30	OT-MC-57RB	280	OT-STL-55RB	258
MW-16	409	NBA-331	16, 26	OPS-CF	30	OT-MC-65AB	280	OT-STL-572RB	261
MW-18	409	NBA-631	15, 24	OPS-CM	30	OT-MC-65RB	280	OT-STL-61RB	266
MWS- SERIES	416	NC-1010	56	OPS-CR-08	30	OT-MC-66AB	279	OT-STL-61RLB	266
MX-2500	202	NC-1610	56	OPS-CR-10	30	OT-MC-66RB	279	OT-STL-68RB	261
MX-M09100R	268	NC-2016	56	OPS-CR-14	30	OT-MC-93AB	281	OT-STL-70RB	261
MX-M09100Y	268	NC-2214	56	OPS-CR-38	30	OT-MC-93RB	281	OT-STL-72AB	263
MX-M11300R	270	NC-A-202	108	OPS-CR-516	30	OT-MC-94RB	281	OT-STL-72RB	261
MX-M11300Y	270	NC-B-603	108	OPS-CS-10	30	OT-MCL-11AB	273	OT-STL-75AB	264

PART NUMBER INDEX

Part Number	Page	Part Number	Page	Part Number	Page	Part Number	Page	Part Number	Page
OT-STL-78AB	263	PC-2005F	12	PT-4802	212	RG-DUALLYFLDW	233	SB-227-10	17
OT-STL-78RB	261	PC-2005M	12	PT-4805	212	RG-DUALLYSPTW	233	SB-237-06	17
OT-STL-90AB	265	PC-74L	219	PT-4809	212	RG-RGDL04E	234	SB-237-08	17
OT-STL-90RB	265	PERMA SEAL KIT	424	PT-5607	213	RG-RGDL04P	234	SB-239-10	17
OT-TLL-16RK	275	PH-1400	443	PT-5608	213	RG-RGDL06E	234	SB-279	18
OT-TLL-9RK	275	PH-1400K	443	PT-57176	212	RG-RGDL06ED	234	SB-289	18
OT-UCL20CB	235	PH-18C	246	PT-6300	213	RG-RGDL06P	234	SB-NTC-200	18
OT-UCL21CB	235	PH-2	245	PT-7101	213	RG-RGDL10E	234	SBA-631	8, 18
OT-UCL22CB	235	PH-2-12	245	PT-880	211	RNS- SERIES	390	SBB-2141	18
OT-UCL23CB	235	PH-27M	245	PT-881	211	RO-175	123	SBB-9262	18
P-1139	37	PH-3F	245	PT-89-6653	211	RPC-138-201	409	SBB-9263	18
P-1142	37	PH-3M	245	PT-9005	211	RPC-24-54	409	SBPT-1	210
P-8139	33	PH-48C	246	PT-9006	211	RPC-52-77	409	SBPT-1-12	210
P-8142	33	PH-48FF	245	PT-99-8509	211	RPC-76-142	409	SBPT-2	210
PA-1255	435	PH-48FF-W/48"GR	245	PT-99-8625	211	RSB-100	198	SBT-1/0N	98
PA-1302	437	PH-48FM	245	PT-BOS	166	RSB-100T	198	SBT-1/0N-LA	98
PA-1306	63, 73, 436	PH-48FM-DB	246	PT-BOS-12	166	RSB-25-12V	198	SBT-1/0N-RA	98
PA-1308	435	PH-5F	246	PT-BOS-12BK	166	RSB-60	198	SBT-1/0P	98
PA-1317	437	PH-5M	246	PT-HHAC	166	RSB-60T	198	SBT-1/0P-LA	98
PA-1461	94, 436	PH-6F	246	PT-DT04-2P	247	RSB-75	198	SBT-1/0P-RA	98
PA-1462	94	PH-6M	246	PT-DT04-3P	247	RSB-75-LED	198	SBT-1N	98
PA-1631	79, 80, 85, 436	PH-72FF	246	PT-DT04-4P	247	RSB-75T	198	SBT-1P	98
PA-1645	79, 80, 436	PH-8F	246	PT-DT04-6P	247	RT-18	439	SBT-2/0N	98
PA-1648	437	PH-8M	246	PT-DT04-8P	247	RT-40R	399	SBT-2/0N-LA	98
PA-1649	437	PIB-KW40-92001	446	PT-DT04-12P	247	RT-50LL	399	SBT-2/0N-RA	98
PA-2031	436	PIB-KW40-92005	446	PT-DT06-2S	247	RT-50S	399	SBT-2/0P	98
PA-2033	436	PIB-KW40-92011	446	PT-DT06-3S	247	RTMF	143	SBT-2/0P-LA	98
PA-2034	437	PIB-KW40-92019	446	PT-DT06-4S	247	RTMF-DC	143	SBT-2/0P-RA	98
PA-2035	435	PL-10	209	PT-DT06-6S	247	RTMF-SC	143	SBT-3/0N	98
PA-2040	435	PL-11	208	PT-DT06-8S	247	RWQ23FSB- SERIES	362	SBT-3/0N-LA	98
PA-2303	436, 437	PL-13	209	PT-DT06-12S	247	RWQ23FZ- SERIES	362	SBT-3/0N-RA	98
PA-8000	438	PL-23	208	PT-SS-1P	247	RWQASB- SERIES	362	SBT-3/0P	98
PA-8021	435	PL-32	208	PT-SS-1R	247	RWQFSB- SERIES	362	SBT-3/0P-LA	98
PA-8024	436	PL-40	209	PT-SS-2P	247	RWQFSB- SERIES	362	SBT-3/0P-RA	98
PAL-1100	149	PL-43	246	PT-SS-2R	247	RWQFZ- SERIES	362	SBT-4	98
PAL-1120	149	PL-44	246	PT-SS-3P	247	S2HM-250	401	SBT-4/0N	98
PAL-130	149	PLS-1	410	PT-SS-3R	247	S3STM-50	401	SBT-4/0N-LA	98
PAL-160	149	PLS- SERIES	410	PT-SS-4P	247	SA-2193-06	8	SBT-4/0N-RA	98
PAL-180	149	PLST- SERIES	440	PT-SS-4R	247	SA-2194-08	8	SBT-4/0P	98
PAL-20	150	PM-16-BLK	464	PTC-1	208	SA-2195-10	8	SBT-4/0P-LA	98
PAL-230	149	PM-16-BLU	464	Q1500T3/CL	225	SA-221-06	7	SBT-4/0P-RA	98
PAL-240	149	PM-16-GRN	464	Q150T3/CL	225	SA-221-08	7	SBTF-1/0N	98
PAL-250	149	PM-16-RED	464	Q250T3/CL	225	SA-221-10	7	SBTF-1/0P	98
PAL-260	149	PM-16-WHT	464	Q300T3/CL	225	SA-222-14	7	SBTF-2/0N	98
PAL-270	149	PM-16-YEL	464	Q500T3/CL	225	SA-222-56	7	SBTF-2/0P	98
PAL-280	149	POZPB- SERIES	446	Q750T3/CL	225	SA-226-38	7	SBTF-3/0N	98
PAL-30	150	PQASB- SERIES	362	QR-AG- SERIES	447	SA-235-06	8	SBTF-3/0P	98
PAL-330	150	PQAZ- SERIES	362	QUICK COTE	108	SA-235-08	8	SBTF-4/0N	98
PAL-340	150	PQFZ- SERIES	362	R/Y	55	SA-235-10	8	SBTF-4/0P	98
PAL-40	150	PQT2Z- SERIES	362	RAR-100	434	SA-269	8	SC-201-12	28
PAL-4100	149	PR-12L	218	RBC- SERIES	404	SA-NTC-125	8	SC-2143	29
PAL-430	149	PR-13L	218	RBC-KIT	429	SAA-2140	8	SC-2194-08	29
PAL-440	149	PR-18L	218	RCC- SERIES	405	SAA-9260	8	SC-2195-10	29
PAL-450	149	PR-220	300	RCCSS- SERIES	405	SAA-9261	8	SC-2196-14	29
PAL-480	149	PR-240	300	REF-14A	296	SAU-70	59	SC-228-06	28
PAL-50	150	PR-2L	218	REF-14R	296	SB- SERIES	395	SC-228-08	28
PAL-60	150	PR-3L	218	REF-24A	296	SB-218-38	17	SC-228-10	28
PB-12	430	PR-4L	218	REF-24R	296	SB-219-10	17	SC-230-14	28
PB-13	430	PRO-120K	444	RG- SERIES	394	SB-2193-06	17	SC-230-56	28
PB-18	430	PT-1501	212	RG-20511	233	SB-2194-08	17	SC-240-38	28
PB-50	461	PT-1502	212	RG-20521	233	SB-2195-10	17	SC-241-06	29
PB-6	430	PT-1503	213	RG-58AU	120	SB-2196-14	17	SC-241-08	29
PB8-SERIES	383	PT-1504	213	RG-58U	120	SB-224-06	17	SC-241-10	29
PBT	26	PT-1506	212	RG-59U	120	SB-225-14	17	SC-268-14	29
PBT-2	23	PT-1510	150	RG-6U	120	SB-225-56	17	SC-9280	29
PBT-2A	13	PT-1510	213	RG-D2DW2	233	SB-227-06	17	SC-9281	29
PBT-2C	35	PT-4800	212	RG-DUALLYDFLDW	233	SB-227-08	17	SC-NTC-550	30

PART NUMBER INDEX

Part Number	Page	Part Number	Page	Part Number	Page	Part Number	Page	Part Number	Page
SCB-646	18, 30	SLU-225	59	SSB-225-14	19	SSP-620-1502	461	STCHD-A	8
SCOTCH FILL	421	SLU-25	59	SSB-225-56	19	SSP-620-1505	461	STCHD-B	18
SD-45P	452	SLU-300	59	SSB-227-10	19	SSP-620-1506	461	STCHD-C	29
SD-8	39	SLU-35	59	SSB-237-08	19	SSP-620-1507	461	STCHL-A	8
SD-810	39	SLU-400	59	SSB-239-10	19	SSP-620-1543	461	STCHL-B	18
SD-810HD	42	SLU-650	59	SSB-850	20	SSP-620-1557	461	STCHL-C	29
SD-812	39	SLU-70	59	SSB-MCT	20	SSP-98-10	463	STCP-A	8
SD-814	39	SM-221-SERIES	413	SSC-1210	31	SSP-98-12	463	STCP-B	18
SD-814HD	42	SMB-12	430	SSC-201-12	31	SSP-98-15	463	STCP-C	29
SD-838	39	SMB-16	430	SSC-2143	31	SSP-98-2	463	STCP-SM	8
SD-838HD	42	SMB-20	430	SSC-228-10	31	SSP-98-24	463	STD	124
SD-8516	39	SMB-21	430	SSC-230-14	31	SSP-98-26	463	STD-0-9	124
SD-8516HD	42	SMB-24	430	SSC-230-56	31	SSP-98-3	463	STD-C	124
SDC-108	39	SMB-H	431	SSC-240-38	31	SSP-98-34	463	SURGE-HT	462
SEAL 12	87	SMBA	100	SSC-241-10	31	SSP-98-35	463	SW- SERIES	411
SEAL 2	87	SMBA-HD	100	SSC-850	31	SSP-98-4	463	SW-71017-11	235
SEAL 3	87	SMBA-L	100	SSC-MCT	31	SSP-98-88	463	SW-71898-11	235
SEAL 4	87	SMBA-S	100	SSLA-96	8	SSP-Z-13	464	SW-72408-11	235
SEAL 6	87	SMBB	101	SSLC-180	18	SSP-Z-606	464	SW-72540-11	235
SEAL 8	87	SMSFP- SERIES	355	SSLC-96	18	SSR-LED-3T126	170	SW-72541-11	235
SER- SERIES	124	SMSFPB- SERIES	373	SSP-16-045	463	SSSC- SERIES	367	SW-73761-11	235
SF 1	117	SMSFPSS- SERIES	376	SSP-16-1201	464	SSSF- SERIES	367	SW-83500	252
SF 1/0	117	SMSH- SERIES	356	SSP-16-1203	464	ST-1/0	99	SW-83502	252
SF 11	116	SMSHWS- SERIES	354	SSP-16-212	463	ST-1/0S	99	SY6319	102
SF 2	117	SMSHWSS- SERIES	375	SSP-16-213	463	ST-129	298	SY6319G1	102
SF 2/0	117	SMSOP- SERIES	355	SSP-16-214	463	ST-129DH	298	SY6319G2	102
SF 22	116	SMSOPB- SERIES	373	SSP-16-266	463	ST-129Z	298	SY6320G1	102
SF 3/0	117	SMSOPSS- SERIES	376	SSP-16-268	463	ST-1S	99	SY6320G2	102
SF 4	117	SMSOWP- SERIES	355	SSP-16-805	462	ST-2/0	99	SY6320G5	102
SF 4/0	117	SMSOWPB- SERIES	373	SSP-16-807	462	ST-2/0S	99	SY6321G1	102
SF 44	116	SMSPP- SERIES	355	SSP-16-81	194	ST-255H8TCL-A	292	SY6321G2	102
SF 6	117	SMSPP-KIT-LG	427	SSP-16-828	462	ST-255H8TCLV-A	292	SY6321G5	102
SF-18TDC	453	SMSPPB- SERIES	373	SSP-16-83	194	ST-255H8TSL-A	292	SY6322G1	102
SF-18TDF	453	SMSPPSS- SERIES	376	SSP-16-89	194	ST-255H8TSLV-A	292	SY6322G2	102
SF-ETHFSS-SP	169	SMSPPS- SERIES	354	SSP-20-146	461	ST-255HTSL-A	292	SY6322G5	102
SFE-SERIES	138	SNAP- SERIES	387	SSP-20-1675	463	ST-255HTSLV-A	292	SY6325G1	102
SFHN- SERIES	370	SNP- SERIES	403	SSP-20-1679	464	ST-258HTDCL-AW	292	SY6325G5	102
SH-35043-003	211	SNP-T-170	439	SSP-20-1686	463	ST-258HTDCLV-AW	292	SY6325G6	102
SH-SS101-4	341	SP- SERIES	389	SSP-20-652	463	ST-258HTDSL-AW	292	SY6326G1	102
SH-SS101-6	341	SP-12TD	453	SSP-20-653	463	ST-258HTDSLVAW	292	SY6328G1	102
SH-SS101-8	341	SP-18TD	453	SSP-20-657	463	ST-3/0	99	SY6329G1	102
SH-SS105-4	341	SPB-5	430	SSP-20-658	463	ST-3/0S	99	SY6331G1	102
SH-SS105-6	341	SPB-9	430	SSP-20-670	463	ST-300- SERIES	415	SY6331G2	102
SH-SS105-8	341	SPDT	301	SSP-20-676	463	ST-33	419	SY903G1	102
SHCSF- SERIES	363	SPGL3C-BA	200	SSP-20-679	463	ST-33-20	419	SY904G1	102
SHCSF- SERIES	363	SPM-13	453	SSP-620-1407	462	ST-4S	99	SY905G1	102
SHCSM- SERIES	382	SPM-15	453	SSP-620-1411	462	ST-4S-SM	99	SY906	102
SHMBKN54- SERIES	446	SPM-21	453	SSP-620-1412	462	ST-88	419	SY907	102
SHOOK-013	252	SPM-29	453	SSP-620-1413	462	ST-88-2"	419	SY908	102
SKT-840	437	SPSP- SERIES	389	SSP-620-1415	462	ST-BLUE	417	SY912	102
SL-100	196	SPST	301	SSP-620-1416	462	ST-DLIT3S-A	295	SY913	102
SL-1021-B	210	SR-5040-A	147	SSP-620-1417	462	ST-DLXT-121-AA	294	SY916	102
SL-103PDQ	195, 196	SRIB-KW40- SERIES	446	SSP-620-1418	462	ST-DLXT-121-CAA	294	SY940	102
SL-202	195	SRPB-KW40- SERIES	445	SSP-620-1419	462	ST-DLXT-124-AA	294	SY941	102
SL-2135	196	SSA-2140	10	SSP-620-1423	462	ST-DLXT-124-CAA	294	SY943	102
SL-520	195	SSA-221-06	9	SSP-620-1427	462	ST-KIT-42	429	SY944	102
SL-550	195	SSA-221-08	9	SSP-620-1430	462	ST-RED	417	SY944-2	102
SL-851	196	SSA-221-10	9	SSP-620-1431	462	ST-ST3901-12	298	SY944-4	102
SL-866	196	SSA-2218	10	SSP-620-1432	462	ST-ST3901-7	298	SY949	102
SL-8904	197	SSA-222-14	9	SSP-620-1433	462	ST-ST3901-A	298	SY992	102
SL-8908	196	SSA-222-56	9	SSP-620-1435	462	ST-YELLOW	417	T-120I	399
SL-908	195	SSA-235-10	9	SSP-620-1436	462	STA-MCT	8	T-120L	399
SL-975	195	SSA-2422	10	SSP-620-1437	462	STB-MCT	18	T-120S	399
SLC-SERIES	152	SSA-850	10	SSP-620-1441	462	STC-A	8	T-150L	399
SLPB-KW40- SERIES	446	SSA-MCT	10	SSP-620-1443	462	STC-B	18	T-150LL	399
SLR-2120	197	SSB-1614	20	SSP-620-1449	462	STC-C	29	T-150M	399
SLU-125	59	SSB-2141	20	SSP-620-1450	462	STC-KIT-SM	424	T-150R	399
SLU-175	59	SSB-218-38	19	SSP-620-1452	462	STC-MCT	29	T-150XL	399

PART NUMBER INDEX

Part Number	Page	Part Number	Page	Part Number	Page	Part Number	Page	Part Number	Page
T-18I	399	TB-263	407	TL-10276Y	270	TL-40700	260, 276	TL-94922	246
T-18L	399	TB-275	407	TL-10286R	269	TL-40715	260, 276	TL-94925	265
T-18S	399	TB-288	407	TL-10286Y	269	TL-40720	260, 276	TL-94926	265, 277
T-250	56	TB-3	127	TL-1050	269	TL-44002R	258	TL-94992	265, 277, 278
T-250I	399	TB-300	407	TL-1050A	269	TL-44030R	258	TL-94993	265, 277
T-250L	399	TB-313	407	TL-10700	281	TL-44202R	258	TL-97025	250
T-250M	399	TB-325	407	TL-1211	279	TL-44203Y	259	TL-97101	248
T-250R	399	TB-338	407	TL-1211A	279	TL-44302R	258	TL-97940	282
T-250R-TERMINAL	56	TB-350	407	TL-1259	279	TL-44326R	258	TL-97944	282
T-250S	399	TB-363	407	TL-1259A	279	TL-44346C	266	TL-97960	255
T-250XL	399	TB-375	407	TL-15040	274	TL-44350C	266	TL-98006R	296
T-250Y	56	TB-4	127	TL-15050R	271	TL-44982R	258	TL-98006Y	296
T-30L	399	TB-400	407	TL-15200R	280, 281	TL-45	296	TL-98013	282
T-30LL	399	TB-425	407	TL-15200Y	280, 281	TL-45258R	63	TL-98031R	296
T-30XL	399	TB-450	407	TL-15203Y	280	TL-4550	263	TL-98031Y	296
T-4	56	TB-475	407	TL-15205	274	TL-45A	296	TL-99080C	282
T-40I	399	TB-5	127	TL-15250R	271	TL-47	296	TLW-50	123
T-40L	399	TB-500	407	TL-15250Y	271	TL-47A	296	TM1/SF	402
T-40R	399	TB-525	407	TL-15404	280	TL-5070	266	TMDNTC-125	13
T-4A	56	TB-550	407	TL-15404	280	TL-5071	266	TMDNTC-200	23
T-4B	56	TB-575	407	TL-15404	280	TL-52	296	TMDNTC-550	35
T-4BG	56	TB-6	127	TL-15729	280	TL-52A	296	TMETC-125	15
T-5	57	TB-600	407	TL-15730	280	TL-54	296	TMETC-200	24
T-50RTM	400	TB-625	407	TL-19200R	280	TL-54A	296	TMETC-550	36
T-50S	399	TB-650	407	TL-19200Y	280	TL-60002R	276	TORXB- SERIES	446
T-6	57	TB-675	407	TL-19205Y	280	TL-60002Y	276	TP-49129-A	166
T-7	57	TB-700	407	TL-19250R	271	TL-60004C	278	TR-34211	244
T/R	55	TB-725	407	TL-19250Y	271	TL-60050R	261	TR-50	435
TA-0	60	TB-750	407	TL-19721	280	TL-60094Y	262	TR-50-KIT-1	42
TA-1000	60	TB-775	407	TL-19726	280	TL-60201R	276	TR-50-KIT-2	42
TA-2	60	TB-8	127	TL-26330	282	TL-60201Y	276	TRC- SERIES	368
TA-2/0	60	TB-800	407	TL-26331	282	TL-60202R	276	TRI-TAP	149
TA-250	60	TB-825	407	TL-27270C	229	TL-60202Y	276	TRL	398
TA-300	60	TB-850	407	TSF-420	168	TL-60204C	278	TRL-11	398
TA-350	60	TC-125	16	TL-275	267	TL-60250R	261	TRL-HD	398
TA-500	60	TC-200	26	TL-30050Y	267	TL-60252R	261	TRL-HD-35	398
TA-6-S	60	TC-550	38	TL-30200R	280	TL-60290Y	262	TRM	398
TA-600	60	TCP-251B	436	TL-30200Y	280	TL-60421Y	264	TRM-24	398
TA-800	60	TG-6131-A	213	TL-30230Y	280	TL-6050	261	TRM-35	398
TAS-100L	400	TG-6323-7F	243	TL-30250R	267	TL-6050A	262	TRMC-KIT	429
TA-TLED-H1	230	TG-6323-B	215	TL-30250Y	267	TL-6060C	266	TRMP	402
TA-TLED-H2	230	TG-6323-B	249	TL-30257Y	280	TL-60700	263, 277	TRMP-HD	402
TA-TLED-H6	230	TG-8843	204	TL-30270R	267	TL-60704	263, 277	TRMP-SM	402
TA-TLED-H7	230	TG-8844	204	TL-30270Y	267	TL-60720	277	TRMP-VHB	402
TA-TLED-H8	230	TG-8845	204	TL-30276R	270	TL-66250R	261	TRR-18	432
TA-TLED-H71	229	TG-8846	204	TL-30276Y	270	TL-66252R	261	TRS	398
TA-TLED-H73	230	TG-DODGEADP	215	TL-30375R	267	TL-80162C	274	TRS-35	398
TA-TLED-H75	230	TH-550	437	TL-30375Y	267	TL-80350	282	TS-1000-LOOP	422
TA-TLED-U32	233	TIE-RAP-KIT	429	TL-3050	267	TL-80351	282	TS-1080	437
TA-TLED-U33	233	TIE-RAP-KIT-BLK	429	TL-3050A	267	TL-80354	282	TS-1090	437
TA-TLED-U34	233	TK-KIT-BLK	427	TL-30700	281	TL-80355	282	TS-112	108
TA-TLED-U35	233	TK-KIT-LG	427	TL-33050R	273	TL-80800	236	TS-12255	206
TA-TLED-U98	234	TL-07332	229	TL-33050Y	273	TL-80875	236	TS-12394	206
TB-1	127	TL-10050R	269	TL-33051R	273	TL-80880	236	TS-12398	206
TB-1-RED	127	TL-10050Y	269	TL-33051Y	273	TL-80888	236	TS-12399	206
TB-125	407	TL-102	186	TL-33250R	273	TL-80990	236	TS-1240	250
TB-138	407	TL-10202R	280	TL-33250Y	273	TL-8935W	282	TS-12499	299
TB- SERIES	365	TL-10202Y	280	TL-33740R	272	TL-8935W	282	TS-12VFAN	254
TB-150	407	TL-10205R	280	TL-36140C	274	TL-9007	279	TS-136	301
TB-163	407	TL-10205Y	280	TL-40004	278	TL-9007A	279	TS-14402	205
TB-175	407	TL-10250R	269	TL-40012	278	TL-9093	279	TS-14263	206
TB-188	407	TL-10250Y	269	TL-40202R	275	TL-9093A	279	TS-14309	206
TB-2	127	TL-10251R	269	TL-40202Y	275	TL-93745	273	TS-14519	205
TB-200	407	TL-10251Y	269	TL-40204	278	TL-93943	271, 281	TS-2-HOOK	422
TB-213	407	TL-10271Y	269	TL-40212	278	TL-93945	281	TS-2-LOOP	422
TB-225	407	TL-10275R	269	TL-4050	258	TL-94706	265	TS-220-4400	272
TB-238	407	TL-10275Y	269	TL-4050A	259	TL-94707	265	TS-2365	247
TB-250	407	TL-10276R	270	TL-4060C	266	TL-94902	273, 281	TS-24VFAN	254

PART NUMBER INDEX

Part Number	Page	Part Number	Page	Part Number	Page	Part Number	Page	Part Number	Page
TS-250-4400	272	TS-CV-R	177	TS60/40RC-125-1	101	TY-24M	402	UA-78009	456
TS-250-4500	272	TS-DE3423L	442	TSAL-100B	103	TY-25M	402	UA-78045	456
TS-253-4400	272	TS-DPP	240	TSAL-100R	103	TY-26M	402	UA-78048	456
TS-254-1100	272	TS-DPS	240	TSAL-1B	103	TY-27M	402	UA-78049	456
TS-256-4400	272	TS-HHSL-C	237	TSAL-1R	103	TY-28M	402	UB2A	57
TS-25A	296	TS-HHSL-R	237	TSC-105- SERIES	414	TYR-001-1275	164	UN-189	237
TS-25R	296	TS-HOOK-C25	422	TSC-221- SERIES	413	TYR-003-1220	163	UN-189RH	237
TS-27000	442	TS-HOOK-C4"	422	TSC-700- SERIES	414	TYR-003-1275	164	UN-205040	237
TS-2841	446	TS-LEDW4-A	294	TSC-750- SERIES	415	TYR-004-1250	162	UN-205041	237
TS-28904	211	TS-LEDWL-60R	233	TSFC-100B	103	TYR-005-1240	162	UN-205050	237
TS-28915	210	TS-LEDWO-A	294	TSFC-100R	103	TYR-006-1240	162	UN-205051	237
TS-28916	208	TS-LF/AC-125-1	101	TSFC-1B	103	TYR-007-2450	164	UN-256	237
TS-28921	210	TS-LF/RC-093-1	101	TSFC-1R	103	TYR-011-1220	163	UN-256RH	237
TS-314	58	TS-MAG-80	299	TSHDS-100B	103	TYR-014-2475	164	UN-325V	237
TS-314U	58	TS-MFK	426	TSHDS-100R	103	TYR-032-1250	162	UN-330V	237
TS-3439	209	TS-MLEDB-11-CA	287	TSHDS-1B	103	TYR-036-1240	162	UN-5556	237
TS-3441	209	TS-MLEDB-11-CAC	287	TSHDS-1R	103	TYR-037-1240	162	UN-94012	237
TS-3444	208	TS-MLEDB-11-CAG	287	TSHDS-400B	103	TYR-042-1240	162	UN-94014	237
TS-3483	209	TS-MSC-XP-10	131	TSHDS-400R	103	TYR-050-2420	162	UN-U-6701-0101	237
TS-3486	209	TS-MSC-XP-3	131	TSHDS-4B	103	TYR-055-2420	162	UNI-00700	446
TS-3487	209	TS-N2412-12	134	TSHDS-4R	103	UA-06701	456	UNI-00701	446
TS-3500	212	TS-N2412-24	134	TSHW- SERIES	357	UA-06702	456	UNI-00702	446
TS-3532	209	TS-SC2-COARSE	454	TSHWB- SERIES	373	UA-06703	456	UNI-00703	446
TS-400	444	TS-SC2-FINE	454	TSHWSS- SERIES	377	UA-06704	456	UNI-00704	446
TS-4130	209	TS-SC2-MEDIUM	454	TSPP- SERIES	356	UA-06705	456	UNI-00710	446
TS-4285	438	TS-SC2-VFINE	454	TSPPB- SERIES	374	UA-06709	456	UPB-41	438
TS-620-HD	235	TS-SC3-COARSE	454	TSPPSS- SERIES	377	UA-06710	456	USB-2X	249
TS-620W	235	TS-SC3-FINE	454	TSRR-85	178	UA-06711	456	UT-100SI	444
TS-624	248	TS-SC3-MEDIUM	454	TSRR-85-WHT	178	UA-06712	456	VACT-332-50	328
TS-6305	201	TS-SC3-VFINE	454	TSRR-89	178	UA-06713	456	VACT-532-50	328
TS-6311	201	TS-SL-711-70	195, 299	TSRR-93	178	UA-06714	456	VACT-732-50	328
TS-6384	200	TS-SP2-120	454	TSRR-96	178	UA-20013	456	VACT-932-50	328
TS-6393	200	TS-SP2-24	454	TSRR-AMB	178	UA-20015	456	VC-580037	245
TS-6666	200	TS-SP2-36	454	TSRR-BLU	178	UA-20050	456	VC-580038	245
TS-6697	201	TS-SP2-50	454	TSRR-GRN	178	UA-20060	456	VC-580039	245
TS-6698	200	TS-SP2-80	454	TSRR-LED-AMB	178	UA-20063	456	VC-580040	245
TS-6713	201	TS-SP3-120	454	TSRR-LED-BLU	178	UA-20070	456	VC-580041	245
TS-6783	201	TS-SP3-24	454	TSRR-LED-GRN	178	UA-20073	456	VC-581011	245
TS-6810	201	TS-SP3-36	454	TSRR-LED-RED	178	UA-20076	456	VC-705038	255
TS-6878	200	TS-SP3-50	454	TSRR-RED	178	UA-20078	456	VC-705112	255
TS-724	248	TS-SP3-80	454	TSSC-100B	103	UA-20079	456	VC-705113	255
TS-724-PN	248	TS-SPP	240	TSSC-100R	103	UA-20080	456	VC-705333	255
TS-726	248	TS-SPP-V	240	TSSC-1B	103	UA-20081	456	VC-705335	255
TS-852100	439	TS-SPS	240	TSSC-1R	103	UA-20150	456	VC-708501	255
TS-88-HOOK	422	TS-SPS-V	240	TSSC-4B	103	UA-20160	456	VC-708502	255
TS-95-14	139	TS-T103	277	TSSC-4R	103	UA-20163	456	VC-708508	255
TS-ABRASIVE-KIT	430	TS-T103-2	277	TSSC-6B	103	UA-20170	456	VC-708509	255
TS-ARBOR-32	454	TS-T503	276	TSSC-6R	103	UA-20173	456	VC-708515	255
TS-BC-2624	7	TS-T503-2	276	TT-200053-95	301	UA-20178	456	VC-708525	255
TS-BOS-WP	166	TS-T503-3	276	TT-210298	301	UA-22021	456	VC-708559	255
TS-BOS-WP-14-12	166	TS-T503-SS	276	TT-210330	299	UA-23174	456	VC-708560	255
TS-BOS-WP-280	166	TS-TLED-H3	229	TT-210331	299	UA-70010	456	VC-715778	255
TS-BTR-10V-BLK	277	TS-TLED-H4	230	TT-210333	299	UA-70011	456	VC-723060	255
TS-BTR-10V-ORG	277	TS-TL-PAD-2	454	TT-210335	299	UA-70012	456	VC-723065	255
TS-BTR-20V-BLK	277	TS-TL-PAD-3	454	TT-260	420	UA-70040	456	VC-723075	255
TS-BTR-20V-ORG	277	TS-TWS-BLU	54	TT-260-1	420	UA-70041	456	VWA-O	57
TS-CB-BOOT	159	TS-TWS-GRY	54	TT-520	420	UA-70042	456	VWA-O-HT	27
TS-CB-BOOT-RED	159	TS-TWS-ORG	54	TT-CON-1260	194	UA-70050	456	W-04U-102	330
TS-COW-2116x14	454	TS-TWS-RED	54	TT-CON-260	194	UA-70051	456	W-04U-104	330
TS-COW-2116x38	454	TS-TWS-YEL	54	TT-CON-460	194	UA-70052	456	W-04U-106	330
TS-COW-218x14	454	TS-WLS-BLU	54	TT-CON-624	194	UA-70070	456	W-04U-108	330
TS-COW-218x38	454	TS-WLS-RED	54	TT-CON-660	194	UA-70071	456	W-04U-504	331
TS-COW-3116x14	454	TS-WLS-YEL	54	TTB-160	194	UA-70072	456	W-04U-505	331
TS-COW-3116x38	454	TS40/60AC-125-1	101	TTB-260	194	UA-70100	456	W-04U-506	331
TS-COW-3132x14	454	TS60/40RC-032	101	TTB-460	194	UA-70101	456	W-04U-604	333
TS-COW-3132x38	454	TS60/40RC-032-1	101	TTB-624	194	UA-70102	456	W-04U-605	333
TS-COW-318x38	454	TS60/40RC-062-1	101	TWC- SERIES	416	UA-78005	456	W-04U-606	333
TS-CV-L	177	TS60/40RC-093-1	101	TY-23M	402	UA-78008	456	W-04U-644	335

PART NUMBER INDEX

Part Number	Page	Part Number	Page	Part Number	Page	Part Number	Page	Part Number	Page
W-04U-664	334	W-06U-P10	332	W-08Z-666	340	W-12U-614	333	W-1468X4	308
W-04U-665	334	W-06U-S64	332	W-08Z-668	340	W-12U-616	333	W-1468X4X1	308
W-04U-666	334	W-06U-S66	332	W-08Z-670	340	W-12U-652	335	W-1468X4X4	308
W-04U-684	333	W-06U-S68	332	W-08Z-688	338	W-12U-670	334	W-1468X4X6	308
W-04U-685	333	W-06Z-104	336	W-08Z-690	338	W-12U-672	334	W-1468X6	308
W-04U-A24	335	W-06Z-106	336	W-08Z-A26	339	W-12U-692	333	W-1468X6X2	308
W-04U-A26	335	W-06Z-108	336	W-08Z-A28	339	W-12U-696	333	W-1468X6X6	308
W-04U-J04	331	W-06Z-604	338	W-08Z-A30	339	W-12U-A30	335	W-1468X6X8	308
W-04U-L64	334	W-06Z-605	338	W-08Z-A32	339	W-12U-A32	335	W-1468X8	308
W-04U-L66	334	W-06Z-606	338	W-08Z-L66	339	W-12U-A36	335	W-1468X8X12	308
W-04U-P04	332	W-06Z-608	338	W-08Z-L68	339	W-12U-J12	331	W-1468X8X4	308
W-04U-P05	332	W-06Z-666	340	W-08Z-L70	339	W-12U-L70	334	W-1468X8X8	308
W-04U-P06	332	W-06Z-668	340	W-08Z-L72	339	W-12U-L72	334	W-1469X10	308
W-04U-S64	332	W-06Z-686	338	W-08Z-P08	337	W-12U-L76	334	W-1469X10X12	308
W-04U-S66	332	W-06Z-688	338	W-08Z-P10	337	W-12U-P10	332	W-1469X10X6	308
W-04U-S68	332	W-06Z-A24	339	W-08Z-P12	337	W-12U-P12	332	W-1469X12	308
W-04Z-102	336	W-06Z-A26	339	W-08Z-S66	337	W-12U-S70	332	W-1469X4	308
W-04Z-104	336	W-06Z-A28	339	W-08Z-S68	337	W-12U-S72	332	W-1469X4X4	308
W-04Z-106	336	W-06Z-L64	339	W-08Z-S70	337	W-12U-S76	332	W-1469X4X6	308
W-04Z-603	338	W-06Z-L66	339	W-08Z-S72	337	W-12Z-108	336	W-1469X6	308
W-04Z-604	338	W-06Z-L68	339	W-10U-106	330	W-12Z-112	336	W-1469X6X2	308
W-04Z-605	338	W-06Z-P06	337	W-10U-112	330	W-12Z-116	336	W-1469X6X6	308
W-04Z-606	338	W-06Z-P08	337	W-10U-508	331	W-12Z-610	338	W-1469X6X8	308
W-04Z-664	340	W-06Z-S64	337	W-10U-510	331	W-12Z-612	338	W-1469X8	308
W-04Z-665	340	W-06Z-S66	337	W-10U-512	331	W-12Z-614	338	W-1469X8X4	308
W-04Z-666	340	W-06Z-S68	337	W-10U-608	333	W-12Z-616	338	W-1469X8X8	308
W-04Z-684	338	W-08U-104	330	W-10U-610	333	W-12Z-672	340	W-1470X4	309
W-04Z-685	338	W-08U-106	330	W-10U-612	333	W-12Z-676	340	W-1471X4	309
W-04Z-686	338	W-08U-108	330	W-10U-670	334	W-12Z-692	338	W-1471X6	309
W-04Z-A24	339	W-08U-112	330	W-10U-672	334	W-12Z-A30	339	W-1471X6X4X4	309
W-04Z-A26	339	W-08U-508	331	W-10U-690	333	W-12Z-A32	339	W-1471X6X6X6	309
W-04Z-L64	339	W-08U-510	331	W-10U-692	333	W-12Z-A36	339	W-1472X4	309
W-04Z-L66	339	W-08U-512	331	W-10U-A30	335	W-12Z-L72	339	W-1472X6	309
W-04Z-P04	337	W-08U-606	333	W-10U-A32	335	W-12Z-L76	339	W-1472X6X4X4	309
W-04Z-P05	337	W-08U-608	333	W-10U-L70	334	W-12Z-P12	337	W-1472X6X6X6	309
W-04Z-P06	337	W-08U-610	333	W-10U-L72	334	W-12Z-P16	337	W-1472X8	309
W-04Z-S64	337	W-08U-612	333	W-10U-P08	332	W-12Z-S70	337	W-1472X8X6X6	309
W-04Z-S66	337	W-08U-616	333	W-10U-P10	332	W-12Z-S72	337	W-1472X8X8X4	309
W-06U-104	330	W-08U-648	335	W-10U-P12	332	W-12Z-S76	337	W-1474X4	309
W-06U-106	330	W-08U-650	335	W-10U-S70	332	W-1460X10	307	W-1474X6	309
W-06U-108	330	W-08U-668	334	W-10U-S72	332	W-1460X12	307	W-1477X10X10X4	309
W-06U-506	331	W-08U-670	334	W-10Z-108	336	W-1460X4	307	W-1477X6	309
W-06U-508	331	W-08U-688	333	W-10Z-112	336	W-1460X6	307	W-1480X10	308
W-06U-510	331	W-08U-690	333	W-10Z-608	338	W-1460X8	307	W-1480X4	308
W-06U-604	333	W-08U-A26	335	W-10Z-610	338	W-1461X10	307	W-1480X4X4	308
W-06U-606	333	W-08U-A28	335	W-10Z-612	338	W-1461X12	307	W-1480X6	308
W-06U-608	333	W-08U-A30	335	W-10Z-670	340	W-1461X4	307	W-1480X6X6	308
W-06U-610	333	W-08U-A32	335	W-10Z-672	340	W-1461X6	307	W-1480X8	308
W-06U-612	333	W-08U-J06	331	W-10Z-690	338	W-1461X8	307	W-1480X8X4	308
W-06U-644	335	W-08U-J08	331	W-10Z-692	338	W-1462X10	309	W-1480X8X8	308
W-06U-646	335	W-08U-L66	334	W-10Z-A30	339	W-1462X12	309	W-1484X10	307
W-06U-648	335	W-08U-L68	334	W-10Z-A32	339	W-1462X4	309	W-1484X12	307
W-06U-664	334	W-08U-L70	334	W-10Z-L70	339	W-1462X6	309	W-1484X4	307
W-06U-666	334	W-08U-P08	332	W-10Z-L72	339	W-1462X8	309	W-1484X6	307
W-06U-668	334	W-08U-P10	332	W-10Z-P10	337	W-1464X4	309	W-1484X8	307
W-06U-684	333	W-08U-P12	332	W-10Z-P12	337	W-1464X6	309	W-16U-112	330
W-06U-686	333	W-08U-S66	332	W-10Z-S68	337	W-1464X6X6X4	309	W-16U-116	330
W-06U-688	333	W-08U-S68	332	W-10Z-S70	337	W-1464X8	309	W-16U-514	331
W-06U-A24	335	W-08U-S70	332	W-10Z-S72	337	W-1464X8X8X6	309	W-16U-516	331
W-06U-A26	335	W-08U-S72	332	W-12U-108	330	W-1466X4	308	W-16U-612	333
W-06U-A28	335	W-08Z-104	336	W-12U-112	330	W-1466X6	308	W-16U-616	333
W-06U-J04	331	W-08Z-106	336	W-12U-116	330	W-1466X6X6	308	W-16U-620	333
W-06U-J06	331	W-08Z-108	336	W-12U-510	331	W-1466X8	308	W-16U-656L33	335
W-06U-J08	331	W-08Z-112	336	W-12U-512	331	W-1468X10	308	W-16U-676	334
W-06U-L66	334	W-08Z-608	338	W-12U-514	331	W-1468X10X12	308	W-16U-696	333
W-06U-L68	334	W-08Z-610	338	W-12U-516	331	W-1468X10X6	308	W-16U-A36	335
W-06U-P06	332	W-08Z-612	338	W-12U-610	333	W-1468X12	308	W-16U-A40	335
W-06U-P08	332	W-08Z-616	338	W-12U-612	333	W-1468X12X12	308	W-16U-J16	331

PART NUMBER INDEX

Part Number	Page	Part Number	Page	Part Number	Page	Part Number	Page	Part Number	Page
W-16U-L76	334	W-1869X8	304	W-20Z-116	336	W-3300X12	313	W-3750X12	313
W-16U-P16	332	W-1869X8S	305	W-20Z-120	336	W-3300X2	313	W-3750X2	313
W-16U-S76	332	W-1869X8X4	304	W-20Z-616	338	W-3300X4	313	W-3750X4	313
W-16U-S80	332	W-1869X8X4S	305	W-20Z-620	338	W-3300X4X2	313	W-3750X6	313
W-16Z-112	336	W-1869X8X8	304	W-20Z-677	340	W-3300X6	313	W-3750X8	313
W-16Z-116	336	W-1869X8X8S	305	W-20Z-697	338	W-3300X6X2	313	W-3950X2	313
W-16Z-120	336	W-1870X4	306	W-20Z-A40	339	W-3300X6X4	313	W-3950X4	313
W-16Z-612	338	W-1870X4X4	306	W-20Z-L80	339	W-3300X8	313	W-3950X6	313
W-16Z-616	338	W-1870X6	306	W-20Z-L84	339	W-3300X8X6	313	W-3950X8	313
W-16Z-620	338	W-1870X6X2	306	W-20Z-P20	337	W-3325X1	311	W-39X10	317
W-16Z-676	340	W-1870X6X6	306	W-20Z-S80	337	W-3325X12	311	W-39X12	317
W-16Z-696	338	W-1870X8	306	W-210292-10S	326	W-3325X2	311	W-39X2	317
W-16Z-A36	339	W-1870X8X8	306	W-210292-12S	326	W-3325X2X1	311	W-39X3	317
W-16Z-A40	339	W-1872X3	306	W-210292-16S	326	W-3325X4	311	W-39X4	317
W-16Z-L76	339	W-1872X4	306	W-210292-4S	326	W-3325X4X2	311	W-39X5	317
W-16Z-P16	337	W-1872X4S	306	W-210292-6S	326	W-3325X6	311	W-39X6	317
W-16Z-S72	337	W-1872X4X4	306	W-210292-8S	326	W-3325X6X2	311	W-39X8	317
W-16Z-S76	337	W-1872X4X4S	306	W-22617-6	396	W-3325X6X4	311	W-3H21	340
W-16Z-S80	337	W-1872X6	306	W-24Z-124	336	W-3325X8	311	W-3K21	340
W-1800-T	306	W-1872X6S	306	W-24Z-624	338	W-3326X12	311	W-40X10	317
W-1800TRK	306	W-1872X6X2S	306	W-24Z-678	340	W-3326X2	311	W-40X12	317
W-1829X4	306	W-1872X6X6	306	W-24Z-L84	339	W-3326X4	311	W-40X2	317
W-1829X6	306	W-1872X6X6S	306	W-24Z-P24	337	W-3326X6	311	W-40X3	317
W-1829X8	306	W-1872X8	306	W-252X12	396	W-3326X8	311	W-40X4	317
W-1862X10	305	W-1872X8S	306	W-252X16	396	W-3327X2	311	W-40X5	317
W-1862X2.5	305	W-1872X8X4	306	W-252X20	396	W-3327X4	311	W-40X6	317
W-1862X4	305	W-1872X8X4S	306	W-252X24	396	W-3327X6	311	W-40X8	317
W-1862X6	305	W-1872X8X8	306	W-252X32	396	W-3328X2	311	W-4129X10	325
W-1862X8	305	W-1872X8X8S	306	W-252X8	396	W-3328X4	311	W-4129X12	325
W-1864X4	306	W-1877X6	306	W-2H16	340	W-3328X6	311	W-4129X16	325
W-1864X6	306	W-1880X10	305	W-2K16	340	W-3328X8	311	W-4129X4	325
W-1864X8	306	W-1880X10X6	305	W-3129X2	310	W-3329X12	311	W-4129X6	325
W-1868X10	304	W-1880X12	305	W-3129X4	310	W-3329X2	311	W-4129X8	325
W-1868X10X6	304	W-1880X4	305	W-3129X6	310	W-3329X4	311	W-41X3	317
W-1868X12	304	W-1880X4S	305	W-3150X2	310	W-3329X6	311	W-41X4	317
W-1868X2.5	304	W-1880X4X4	305	W-3150X4	310	W-3329X8	311	W-41X5	317
W-1868X2.5X1	304	W-1880X4X4S	305	W-3150X6	310	W-3330X2	311	W-41X6	317
W-1868X3	304	W-1880X6	305	W-3151X12	311	W-3330X4	311	W-41X8	317
W-1868X4	304	W-1880X6S	305	W-3151X2	311	W-3330X6	311	W-42X10	318
W-1868X4X4	304	W-1880X6X2	305	W-3151X4	311	W-3330X8	311	W-42X3	318
W-1868X4X6	304	W-1880X6X2S	305	W-3151X6	311	W-3330X12	312	W-42X4	318
W-1868X6	304	W-1880X6X6	305	W-3151X8	311	W-3350X2	312	W-42X5	318
W-1868X6X2	304	W-1880X6X6S	305	W-3152X12	311	W-3350X4	312	W-42X6	318
W-1868X6X6	304	W-1880X6X8	305	W-3152X2	311	W-3350X6	312	W-42X8	318
W-1868X6X8	304	W-1880X8	305	W-3152X4	311	W-3350X8	312	W-4629X10	396
W-1868X8	304	W-1880X8S	305	W-3152X6	311	W-3400X12	312	W-4629X12	396
W-1868X8X4	304	W-1880X8X4	305	W-3152X8	311	W-3400X2	312	W-4629X16	396
W-1868X8X8	304	W-1880X8X4S	305	W-3200X12X6	310	W-3400X2W	312	W-4629X20	396
W-1869X10	304	W-1880X8X8	305	W-3200X12X8	310	W-3400X4	312	W-4629X24	396
W-1869X10S	305	W-1880X8X8S	305	W-3200X2	310	W-3400X4W	312	W-4629X4	396
W-1869X10X6	304	W-1H11	340	W-3200X4	310	W-3400X4X2	312	W-4629X6	396
W-1869X2.5	304	W-1K11	340	W-3200X4X2	310	W-3400X6	312	W-4629X8	396
W-1869X2.5X1	304	W-2030X10	315	W-3200X6	310	W-3400X8	312	W-48X10	317
W-1869X3	304	W-2030X12	315	W-3200X6X4	310	W-3500X12	312	W-48X10x6	317
W-1869X4	304	W-2030X4	315	W-3200X8X6	310	W-3500X2	312	W-48X12	317
W-1869X4S	305	W-2030X44	315	W-3220X12X6	310	W-3500X4	312	W-48X12x12	317
W-1869X4X4	304	W-2030X5	315	W-3220X12X8	310	W-3500X6	312	W-48X2	317
W-1869X4X4S	305	W-2030X6	315	W-3220X4X2	310	W-3500X8	312	W-48X3	317
W-1869X4X6	304	W-2030X8	315	W-3220X6X2	310	W-3600X12	312	W-48X4	317
W-1869X4X6S	305	W-20U-120	330	W-3220X6X4	310	W-3600X2	312	W-48X4x4	317
W-1869X6	304	W-20U-520	331	W-3220X8X2	310	W-3600X4	312	W-48X5	317
W-1869X6S	305	W-20U-620	333	W-3220X8X4	310	W-3600X6	312	W-48X5x4	317
W-1869X6X2	304	W-20U-677	334	W-3220X8X6	310	W-3600X8	312	W-48X6	317
W-1869X6X2S	305	W-20U-A40	335	W-3250X4	313	W-3700X12	313	W-48X6x2	317
W-1869X6X6	304	W-20U-A44	335	W-3250X8	313	W-3700X2	313	W-48X6x6	317
W-1869X6X6S	305	W-20U-L80	334	W-32Z-132	336	W-3700X4	313	W-48X6x8	317
W-1869X6X8	304	W-20U-P20	332	W-32Z-632	338	W-3700X6	313	W-48X8	317
W-1869X6X8S	305	W-20U-S80	332	W-3300X1	313	W-3700X8	313	W-48X8x4	317

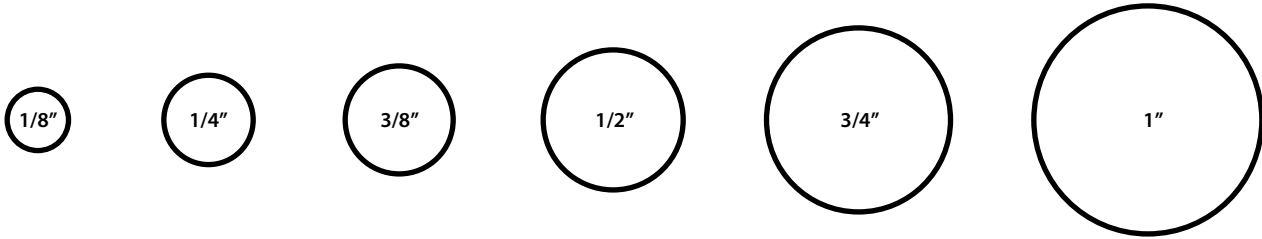
PART NUMBER INDEX

Part Number	Page	Part Number	Page	Part Number	Page	Part Number	Page	Part Number	Page
W-48X8x8	317	W-68X6X8	315	W-ET313SR-090A	348	W-H42512	344	WH-H35HSN12	297
W-49X10	317	W-68X8	315	W-ET400AR-10	348	W-H42516	344	WH-H35SN12	297
W-49X12X12	317	W-68X8X4	315	W-ET400DC-12Z	348	W-H42520	344	WH-H35TL12	297
W-49X4	317	W-68X8X8	315	W-ET400DC-16Z	348	W-H43006	346	WH-H35W12V	298
W-49X4X4	317	W-69X10	315	W-ET400SR-280A	348	W-H43008	346	WH-H50SN12	297
W-49X4X6	317	W-69X2	315	W-ET425AR-14	347	W-H43010	346	WH-H50TL12	297
W-49X5	317	W-69X2X1	315	W-ET425DC-16Z	347	W-H43012	346	WH-S30TL	297
W-49X6	317	W-69X3	315	W-ET425DC-12S8	347	W-H43016	346	WH-SSTUBE	297
W-49X6X6	317	W-69X4	315	W-ET425DC-10Z	347	W-H43020	346	WH-STOPSN12	297
W-49X6X8	317	W-69X4X4	315	W-ET425DC-12Z	347	W-H43024	346	WH-UNI	297
W-49X8	317	W-69X5	315	W-ET425DC-16S8	347	W-H43032	346	WHDS-18-1	91
W-4HP26	340	W-69X5X4	315	W-ET425DC-16Z	347	W-PPDC1HK	341	WHDS-18-2	91
W-4KP26	340	W-69X6	315	W-ET425DC-20Z	347	W-PPDC2HK	341	WHDS-24-1	91
W-54X10	318	W-69X6X2	315	W-ET425DC-4S8	347	W-PPDC3HK	341	WHDS-24-2	91
W-54X10X6	318	W-69X6X6	315	W-ET425DC-20S8	347	W-PPDC4HK	341	WNBT-2	99
W-54X4	318	W-69X6X8	315	W-ET425DC-4Z	347	W-PPDC6HK	341	WNBT-N	99
W-54X4X4	318	W-69X8	315	W-ET425DC-6Z	347	W-PPDC8HK	341	WNBT-P	99
W-54X5	318	W-69X8X4	315	W-ET425DC-8Z	347	W-PSDC1HK	341	WNC- SERIES	369
W-54X6	318	W-69X8X8	315	W-ET425DC-10Z	347	W-PSDC2HK	341	WNF- SERIES	369
W-54X8	318	W-6HP31	340	W-ET425DC-12Z	347	W-PSDC3HK	341	WP-1F	247
W-54X8X8	318	W-6KP31	340	W-ET425DC-20Z	347	W-PSDC4HK	341	WP-1M	247
W-60X10	314	W-7629X10	396	W-ET425SR-105A	347	W-PSDC6HK	341	WP-2003	424
W-60X2	314	W-7629X12	396	W-FF9863-10S	325	W-PSDC8HK	341	WP-2F	247
W-60X3	314	W-7629X16	396	W-FF9863-12S	325	W-T420TP-1001	347	WP-2M	247
W-60X4	314	W-7629X20	396	W-FF9863-16S	325	W-T-401-110	348	WP-3F	247
W-60X5	314	W-7629X24	396	W-FF9863-04S	325	W-T-420N-110-Z	347	WP-3M	247
W-60X6	314	W-7629X32	396	W-FF9863-06S	325	W12P	87	WP-4F	247
W-60X7	314	W-7629X4	396	W-FF9863-08S	325	W12S	87	WP-4M	247
W-60X8	314	W-7629X5	396	W-FF9767T10-S	325	W2P	87	WP-6F	247
W-61X10	314	W-7629X8	396	W-FF9767T12-S	325	W2S	87	WP-6M	247
W-61X2	314	W-8HP36	340	W-FF9767T16-S	325	W3270-0610	326	WP2P	88
W-61X3	314	W-8KP36	340	W-FF9767T04-S	325	W3270-0810	326	WP2S	88
W-61X4	314	W-900598-10S	326	W-FF9767T06-S	325	W3270-1010	326	WP4P	88
W-61X5	314	W-900598-12S	326	W-FF9767T08-S	325	W3270-1210	326	WP4S	88
W-61X6	314	W-900598-16S	326	W-H03920	342	W3P	87	WSCT-12-BLK	400
W-61X7	314	W-900598-4S	326	W-H03924	342	W3S	87	WSCT-15-BLK	400
W-61X8	314	W-900598-6S	326	W-H03932	342	W4245-0220	326	WSCT-9-BLK	400
W-62X10	316	W-900598-8S	326	W-H24504	343	W4245-0250	326	WSCTM-BLK	402
W-62X2	316	W-900599-10S	326	W-H24506	343	W4245-0330	326	WSR	432
W-62X3	316	W-900599-12S	326	W-H24508	343	W4245-0410	326	WSR-1	432
W-62X4	316	W-900599-16S	326	W-H24510	343	W4245-0520	326	WSR-2	432
W-62X5	316	W-900599-4S	326	W-H24512	343	W4P	87	WT-111K	435
W-62X6	316	W-900599-6S	326	W-H24516	343	W4S	87	WT-111M	436
W-62X8	316	W-900599-8S	326	W-H24520	343	W6P	87	XR-2275	435
W-64X3	316	W-A3900	342	W-H28004	345	W6S	87	XR-440	435
W-64X4	316	W-A3901	342	W-H28006	345	W8P	87	XR-450-S	435
W-64X5	316	W-A3902	342	W-H28008	345	W8S	87	XR-501	435
W-64X6	316	W-A3903	342	W-H28010	345	WCAB-1-KIT	425	XS-100- SERIES	411
W-64X8	316	W-A3904	342	W-H28012	345	WCAB-2-KIT	425		
W-66X2	315	W-A3905	342	W-H28016	345	WCAB-3-KIT	425		
W-66X3	315	W-A3906	342	W-H28020	345	WCAB-4-KIT	425		
W-66X4	315	W-A3907	342	W-H28024	345	WCAB-H	432		
W-66X4X4	315	W-A3908	342	W-H28032	345	WG-412	57		
W-66X5	315	W-A6910	346	W-H29004	345	WG-413	57		
W-66X6	315	W-A6912	346	W-H29006	345	WG-415	57		
W-66X6X2	315	W-A6914	346	W-H29008	345	WG-500	57		
W-66X8	315	W-A6916	346	W-H29010	345	WG-505	57		
W-68X10	315	W-A6920	346	W-H29012	345	WH-BRAKTL12	297		
W-68X2	315	W-A6924	346	W-H29016	345	WH-CV42A6	284		
W-68X2X1	315	W-A6928	346	W-H29020	345	WH-CV48A6	284		
W-68X3	315	W-A6932	346	W-H29024	345	WH-CV60A10	284		
W-68X4	315	W-H03912	342	W-H34504	344	WH-JE2AMB	284		
W-68X4X4	315	W-H03916	342	W-H34506	344	WH-JE8AMB	284		
W-68X5	315	W-ET313DC-10Z	348	W-H34508	344	WH-FT10A	297		
W-68X5X4	315	W-ET313DC-20Z	348	W-H42504	344	WH-H20SN12	297		
W-68X6	315	W-ET313DC-4Z	348	W-H42506	344	WH-H20W12V	298		
W-68X6X2	315	W-ET313DC-6Z	348	W-H42508	344	WH-H27SN12	297		
W-68X6X6	315	W-ET313DC-8Z	348	W-H42510	344	WH-H27W12V	298		

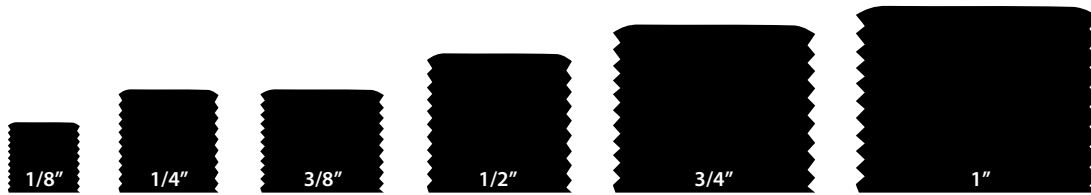
Brass Fitting Thread Profiles

Pipe Threads

Actual outside diameters of pipe threads




Actual male thread profiles



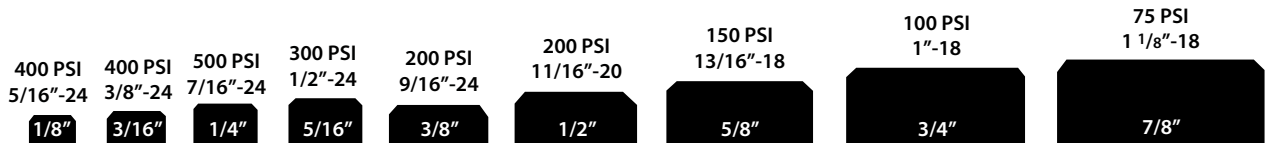
Inverted Flare

Actual outside diameters of male inverted flare threads



Compression

Actual profile of compression threads



Tubing O.D. Size

