

Tapered Standard Cap/Plug Kit





















Part #: CAPLUG-KIT

Total Pieces: 175

Box: LMB-20

Large Metal Box
18"W x 12"L x 3"H



BACK				
<p>CPL-5 Tapered Standard Cap/Plug Blue Cap Fits: .175" - .240" O.D. Plug Fits: .302" - .240" I.D.</p>  <p style="text-align: right;">Qty. 10</p>	<p>CPL-7 Tapered Standard Cap/Plug Blue Cap Fits: .234" - .301" O.D. Plug Fits: .365" - .300" I.D.</p>  <p style="text-align: right;">Qty. 10</p>	<p>CPL-10 Tapered Standard Cap/Plug Blue Cap Fits: .325" - .396" O.D. Plug Fits: .460" - .390" I.D.</p>  <p style="text-align: right;">Qty. 10</p>	<p>CPL-9 Tapered Standard Cap/Plug Blue Cap Fits: .299" - .365" O.D. Plug Fits: .428" - .360" I.D.</p>  <p style="text-align: right;">Qty. 10</p>	<p>CPL-12 Tapered Standard Cap/Plug Blue Cap Fits: .385" - .448" O.D. Plug Fits: .512" - .447" I.D.</p>  <p style="text-align: right;">Qty. 10</p>
<p>CPL-11 Tapered Standard Cap/Plug Blue Cap Fits: .356" - .421" O.D. Plug Fits: .485" - .420" I.D.</p>  <p style="text-align: right;">Qty. 10</p>	<p>CPL-13 Tapered Standard Cap/Plug Blue Cap Fits: .409" - .485" O.D. Plug Fits: .547" - .490" I.D.</p>  <p style="text-align: right;">Qty. 10</p>	<p>CPL-17 Tapered Standard Cap/Plug Blue Cap Fits: .485" - .568" O.D. Plug Fits: .634" - .550" I.D.</p>  <p style="text-align: right;">Qty. 10</p>	<p>CPL-16 Tapered Standard Cap/Plug Blue Cap Fits: .468" - .555" O.D. Plug Fits: .620" - .531" I.D.</p>  <p style="text-align: right;">Qty. 10</p>	<p>CPL-18 Tapered Standard Cap/Plug Blue Cap Fits: .520" - .605" O.D. Plug Fits: .675" - .580" I.D.</p>  <p style="text-align: right;">Qty. 10</p>
<p>CPL-21 Tapered Standard Cap/Plug Blue Cap Fits: .575" - .665" O.D. Plug Fits: .728" - .641" I.D.</p>  <p style="text-align: right;">Qty. 10</p>	<p>CPL-26 Tapered Standard Cap/Plug Blue Cap Fits: .662" - .760" O.D. Plug Fits: .825" - .725" I.D.</p>  <p style="text-align: right;">Qty. 10</p>	<p>CPL-27 Tapered Standard Cap/Plug Blue Cap Fits: .686" - .777" O.D. Plug Fits: .848" - .750" I.D.</p>  <p style="text-align: right;">Qty. 10</p>	<p>CPL-29 Tapered Standard Cap/Plug Blue Cap Fits: .754" - .868" O.D. Plug Fits: .931" - .820" I.D.</p>  <p style="text-align: right;">Qty. 10</p>	<p>CPL-35 Tapered Standard Cap/Plug Blue Cap Fits: .832" - .975" O.D. Plug Fits: 1.040" - .895" I.D.</p>  <p style="text-align: right;">Qty. 10</p>
<p>CPL-41 Tapered Standard Cap/Plug Blue Cap Fits: .938" - 1.079" O.D. Plug Fits: 1.145" - 1.002" I.D.</p>  <p style="text-align: right;">Qty. 5</p>	<p>CPL-44 Tapered Standard Cap/Plug Blue Cap Fits: 1.090" - 1.205" O.D. Plug Fits: 1.292" - 1.165" I.D.</p>  <p style="text-align: right;">Qty. 5</p>	<p>CPL-46 Tapered Standard Cap/Plug Blue Cap Fits: 1.140" - 1.295" O.D. Plug Fits: 1.350" - 1.235" I.D.</p>  <p style="text-align: right;">Qty. 5</p>	<p>CPL-54 Tapered Standard Cap/Plug Blue Cap Fits: 1.456" - 1.537" O.D. Plug Fits: 1.602" - 1.520" I.D.</p>  <p style="text-align: right;">Qty. 5</p>	<p>CPL-55 Tapered Standard Cap/Plug Blue Cap Fits: 1.497" - 1.620" O.D. Plug Fits: 1.673" - 1.560" I.D.</p>  <p style="text-align: right;">Qty. 5</p>
FRONT				